

# BUFFALO BILLS

## MEDIA GUIDE



1997

# BUFFALO BILLS

## 1997 BUFFALO BILLS SCHEDULE

### BUFFALO BILLS 1997 FOOTBALL SCHEDULE

#### PRESEASON

Date	Day	Opponent	Time	1997 Network	*Series Record	Record *
July 26	Saturday	at Denver	9:00	TBA	13-3	3-2
August 2	Saturday	CHICAGO	8:00	TBA	7-9*	0-9
August 8	Friday	MINNESOTA	7:30	TBA	9-7	2-5
August 16	Saturday	at Green Bay (Toronto)	4:00	NBC	13-3	2-8
August 22	Friday	at Baltimore Ravens	7:30	TBA	4-12	0-1

\* Preseason Series Records Only

#### REGULAR SEASON

Date	Day	Opponent	Time	Network	1996 Record	*Series Record
August 31	Sunday	MINNESOTA	1:00	FOX	9-7	2-5
September 7	Sunday	at NY Jets	1:00	NBC	1-15	42-31
September 14	Sunday	at Kansas City	1:00	NBC	9-7	19-14-1
September 21	Sunday	INDIANAPOLIS	4:00	NBC	9-7	29-23-1
September 28	Sunday	OPEN				
October 5	Sunday	DETROIT	1:00	FOX	5-11	1-3-1
October 12	Sunday	at New England	1:00	NBC	11-5	35-38-1
October 20	Monday	at Indianapolis	9:00	ABC	9-7	29-23-1
October 26	Sunday	DENVER	1:00	NBC	13-3	18-11-1
November 2	Sunday	MIAMI	1:00	NBC	8-8	24-40-1
November 9	Sunday	NEW ENGLAND	4:00	NBC	11-5	35-38-1
November 17	Monday	at Miami	9:00	ABC	8-8	24-40-1
November 23	Sunday	at Tennessee	1:00	NBC	8-8	15-21
November 30	Sunday	NY JETS	1:00	NBC	1-15	42-31
December 7	Sunday	at Chicago	1:00	NBC	7-9	2-4
December 14	Sunday	JACKSONVILLE	1:00	NBC	9-7	0-1
December 20	Saturday	at Green Bay	12:30	NBC	13-3	5-1

(All Times Listed are Eastern)

#### 1997-98 POSTSEASON

Dec. 27- Dec. 28	AFC and NFC First-Round Playoff Games
Jan. 3 - Jan. 4	AFC and NFC Second-Round Playoff Games
January 11	AFC and NFC Championship Games
January 25	Super Bowl XXXII at San Diego
February 1	AFC-NFC Pro Bowl

### TICKET INFORMATION

Buffalo Bills Ticket Office

One Bills Drive • Orchard Park, NY 14127

(716)649-0015

#### HOURS

Off-season hours: 9 am - 5 pm, Monday-Friday  
In-season hours: 8:30 am - 6 pm, Monday-Friday,  
9 am - 4 pm, Saturday

#### PRICES

	Season Tix	Indiv. Game
Red Club Area	\$460.00	\$46.00
Lower Level Sideline	\$370.00	\$37.00
First 20 rows of Upper Deck	\$370.00	\$37.00
Upper Rows of Upper Deck	\$350.00	\$35.00
"A" Club end zone	\$350.00	\$35.00
Lower Level end zone	\$300.00	\$30.00
"D" Club end zone	\$300.00	\$30.00
Upper Deck corners	\$300.00	\$30.00

Visa/MasterCard/American Express accepted

\* Season ticket packages include two preseason and eight regular season games.

Tickets can also be purchased at any Ticket Master outlet or by calling Ticket Master at (716)852-5000.

On the Cover: Thurman Thomas aims to be the first player in the history of the NFL to rush for 1,000 yards in nine consecutive seasons. Photo: Joe Bongio, Jr.

## INDEX

100+ Tackle Performances .....	104	Career Playoff Leaders .....	249	Radio Network .....	271
1996 Bills Reg. Sea. Stats .....	150-153	Chronology .....	267-268	Ralph C. Wilson, Jr. Dist. Service ..	157
1996 Game Summaries .....	158-173	Club Ranking/Yards .....	270	Ralph C. Wilson, Jr. Field House ...	144
1996 NFL Standings .....	148	Coach of the Year .....	16	Records:	
1996 Team Rankings .....	149	Coaching Fellowship .....	24	Individual Playoff Records .....	244-246
1996 Honors by Bills .....	174	Directory .....	2	Individual Records .....	233-239
37 Year Totals .....	187	Driving Directions to Rich Stadium	143	Team Playoff Records .....	240-243
300-Point Club .....	33	Evolution of Bills' Helmet .....	133	Team Records .....	228-232
All Stars .....	222-223	Game By Game D/O Starters .....	154-155	Opponents Records vs. Bills .....	247
All-Time Coaches Roster .....	261	General Managers .....	7	Roster for 1997 .....	130-132
All-Time Draft .....	256-260	Greatest Comebacks .....	269	Series Scores With Opponents .....	189-193
All-Time QB Sack Leaders .....	102	Head Coaches Records .....	18	Stadium Facts .....	142-143
All-Time Reg. Sea. Results .....	176-186	Home/Away Record Totals .....	187	Staff Photos .....	31-33
All-Time Roster .....	262-266	How the Bills Were Built .....	36	Summer Home .....	272
Attendance Data .....	188	In The Long Run .....	78	Takeaway/Giveaway Differential .....	141
Biggest Wins/Worst Losses .....	204	Key Dates .....	34	Team of the 90's .....	137
Biographies:		Major Trades .....	226	TD Passes in the 90's .....	271
Additional Free Agents .....	138-141	Media Information .....	1	Top 10 Home Attendance .....	226
Administration .....	8-14	National Award Winners .....	224	Top 15 All-Time Winningest Coaches	17
Assistant Coaches .....	19-24	NFL Television Schedule .....	145-146	Top 15 Single Season Sackers .....	270
John Butler .....	6	Night Games .....	193	Top 20 Single-Season Tacklers .....	174
Draftees .....	133-137	Overtime Games .....	232	Top Sacking Duos .....	108
Equipment .....	30	Plan B .....	225	Unrestricted Free Agents .....	225
Jim Miller .....	7	Players of the Week/Month Totals ..	156-157	Viewer's Choice .....	188
Marv Levy .....	15-18	Playoff Game Summaries .....	194-219	Wall of Fame .....	35
Player Personnel .....	25-28	Postseason Record of NFL Coaches ..	17	Warmest/Coldest Games .....	255
Trainers/Medical .....	29-30	Postseason Sack Leaders .....	102	What's in a Name? .....	34
Veteran Players .....	37-129	Preseason Record vs. Opponents .....	220	Year-by-Year Leaders .....	251-255
Ralph Wilson .....	4-5	Preseason Results .....	220-221	Year-by-Year Offense/Defense .....	250
Career Leaders .....	248-249	Pro Football History .....	71		

## MEDIA INFORMATION

The 1997 Buffalo Bills media guide has been prepared to assist all members of the media in their coverage of the team. Should further assistance be required, please contact Scott Berchtold or Joe Assad in the Bills' office or at home.

**CREDENTIAL REQUESTS:** Credential requests should be made in writing on letterhead no later than Wednesday at noon preceding any home game.

**MEDIA REQUESTS:** Requests for photos, interviews and general information about the Buffalo Bills should be directed to the Bills' Media Relations Department.

**REGULAR SEASON PRACTICE:** Daily practices are held at the Bills' facility, located at the north end of the stadium and are open to the media for the first 15 minutes. Bills' head coach Marv Levy is available to the media at 2:00 p.m. on the day following a game and 11:30 a.m. on Wednesday.

**DAY OF THE GAME:** The Press Will Call window is located on the west side of the stadium near Gate 2 and opens 3 hours prior to game time. Enter through Gate 2 and walk to the blue double doors directly in front of the gate. The press box attendant will check your credential for admittance to the box. Media parking is limited and must be arranged no later than Wednesday prior to each home game.

**MEDIA TELEPHONES:** Media wishing to utilize telephone lines in the press box need to contact NYNEX at (716) 890-6464 or Fax request to 716-851-6026 to have a line installed for the day of each home game. If instruments are needed, media members need to contact WilTel at (716) 689-5104 and ask for Dick Sondel.

### BUFFALO BILLS

One Bills Drive  
Orchard Park, NY 14127  
(716) 648-1800

*Scott Berchtold*  
Director of Media Relations  
(716) 648-1800, ext. 240  
Night: (716) 649-1213  
Home: (716) 627-4565

*Joseph Assad*  
Assistant Director of Media Relations  
(716) 648-1800, ext. 372  
Night: (716) 648-4268  
Home: (716) 662-3664

FAX: Media Relations—(716) 648-3202

FAX-ON-DEMAND: (770) 399-3066, Enter passcode 7575#.

WEB SITE: [www.buffalobills.com](http://www.buffalobills.com)

PRESS BOX NUMBER: (716) 648-5455

The 1997 Bills media guide was prepared by: Scott Berchtold, Executive Editor; Joseph Assad, Managing Editor; Contributing Editors—Greg Faist, Kevin Gilbert and Bill Wherle; Special Assistance from Julie Lantaff. Certain Statistical Analysis by Michael Haim. Editors Emeritus—Chuck Burr, Jack Horrigan, Denny Lynch, Rusty Martin, Don Phinney, Dave Senko, Mike Shaw, L. Budd Thalman. The Buffalo Bills 1997 media guide is published by the Buffalo Bills Football Team, Inc. and printed by Swyers Printing with special assistance from Martha Kazmierczak. Copyright 1997 by the Buffalo Bills. All rights reserved. Permission to reprint any information from this media guide to reporters covering the Buffalo Bills is granted. Anyone wishing to utilize any of the information contained within this media guide for purposes other than those of a reporter, such as use on a Website or other internet outlets, must obtain permission from the Buffalo Bills Media Relations Department. No exceptions granted without prior written approval from the Buffalo Bills.

## CLUB DIRECTORY

### ADMINISTRATIVE STAFF

Ralph C. Wilson, Jr., *President*  
 John Butler, *Exec. Vice President/General Manager*  
 Linda Bogdan, *Corporate Vice President*  
 Jim Miller, *Vice President/Administration*  
 Jeffrey C. Littmann, *Treasurer*  
 Bill Munson, *Asst. G.M./Business Operations*  
 Jerry Butler, *Director of Player/Alumni Relations*  
 Jerry Foran, *Director of Ticket Sales*  
 Jim Overdorf, *Director of Business Operations*  
 Frank Wojnicki, *Controller*  
 Christy Wilson Hofmann, *Dir. of Merchandise*  
 Bob Schatz, *Suite Sales Coordinator*  
 Don Purdy, *Bus. Admin. Asst./Novelty Supervisor*  
 Dan Deinzer, *Novelties Assistant*  
 Kathy Buechi, *Admin. Asst. (Dir. Admin.)*  
 Joni Graham, *Admin. Asst. (Dir. Play./Alum Rel.)*  
 Patricia Kaczor, *Admin. Asst. (E.V.P./G.M.)*  
 Mary Tash, *Admin. Asst. (Asst. G.M.)*  
 Gail Zielinski, *Admin. Asst. (Dir. of Bus. Oper.)*

### COACHES

Marv Levy, *Vice President/Head Coach*  
 Elijah Pitts, *Asst. Head Coach/Running Backs*  
 Dan Henning, *Offensive Coord./Quarterbacks*  
 Wade Phillips, *Defensive Coordinator*  
 Tom Bresnahan, *Offensive Line*  
 Ted Cottrell, *Linebackers*  
 Bruce DeHaven, *Special Teams*  
 Charlie Joiner, *Receivers*  
 Rusty Jones, *Strength & Conditioning*  
 Don Lawrence, *Off. Quality Control/Tight Ends*  
 Chuck Lester, *Ad. Asst. to Head Coach/Asst. LBs*  
 Dick Roach, *Defensive Backs*  
 Dan Sekanovich, *Defensive Line*  
 Nancy Hermann, *Admin. Asst. (coaching staff)*  
 Nina Laur, *Admin. Asst. (head coach)*

### PLAYER PERSONNEL

A. J. Smith, *Director of Pro Personnel*  
 Dwight Adams, *Director of Player Personnel*  
 Brad Forsyth, *BLESTO Scout*  
 Tom Gibbons, *College Scout*  
 Doug Majeski, *College Scout*  
 Buddy Nix, *College Scout*  
 Bob Ryan, *Pro/College Scout*  
 Chink Sengel, *College Scout*  
 Jim Shofner, *College Scout*  
 Dave G. Smith, *Pro/College Scout*  
 Dave W. Smith, *College Scout*  
 Dennis Abraham, *Scouting Admin. Assistant*  
 Chris Dickson, *Scouting Admin. Assistant*  
 Jacky Kosmowski, *Scouting Admin. Assistant*  
 Michele Overdorf, *Scouting Admin. Assistant*

### TRAINERS

Bud Carpenter, *Head Trainer*  
 Melvin Lewis, *Asst. Trainer*  
 Greg McMillen, *Asst. Trainer*  
 Jon Torine, *Conditioning Assistant*

### EQUIPMENT

Dave Hojnowski, *Equipment Manager*  
 Randy "Woody" Ribbeck, *Asst. Equip. Manager*

### MARKETING/SALES

John Livsey, *Dir. of Marketing and Sales*  
 Jeff Hall, *Asst. Dir. of Marketing and Sales*  
 Adam Lingner, *Sponsorship Sales Manager*  
 Brett Reynolds, *Advertising Manager*  
 Gretchen Geitter, *Special Events Manager*  
 Sara Beilein, *Marketing Associate*  
 Brad Groff, *Marketing Associate*  
 Rick Fairbend, *Scoreboard Systems Manager*  
 Sue Colligan, *Marketing Asst.*

### MEDIA RELATIONS

Scott Berchtold, *Director of Media Relations*  
 Joseph Assad, *Asst. Director of Media Relations*  
 Julie Lantaff, *Admin. Asst.*

### PUBLIC & COMMUNITY RELATIONS

Denny Lynch, *Dir. of Public/Community Relations*  
 Beverly McClellan, *Admin. Asst.*

### TICKET OFFICE

June Foran, *Ticket Director*  
 Debbi Cummins, *Assistant Ticket Director*  
 Amy Gornikiewicz, *Season Ticket Supervisor*  
*Assistants:* Donna Andreeff, Jason Andreeff, Trina Beilmer, Joe Benes, Sharon Hart, Heather Kleinmann, Michele Kosanvich, Tina Kosanvich, Terry McNaughton, Karen Renzi, Celinda Santiago.

### VIDEO

Henry Kunttu, *Video Director*  
 Chris Prevett, *Video Assistant*

### STADIUM OPERATIONS

George Koch, *Director of Stadium Operations*  
 Bill Bambach, *Director of Security*  
 Joe Frandina, *Engineering and Operations Manager*  
 Debbie Jerge, *Admin. Asst. (Stadium Operations)*  
*Stadium Operations Staff:* Ron Brown, Tom Christen, Bill Connel, Art Hauret, Art Hauret, Jr., Paul Kofink, Tom Miller, Sandy Schneider (*receptionist*), Tony Turello, Denise Woody.

### MEDICAL STAFF

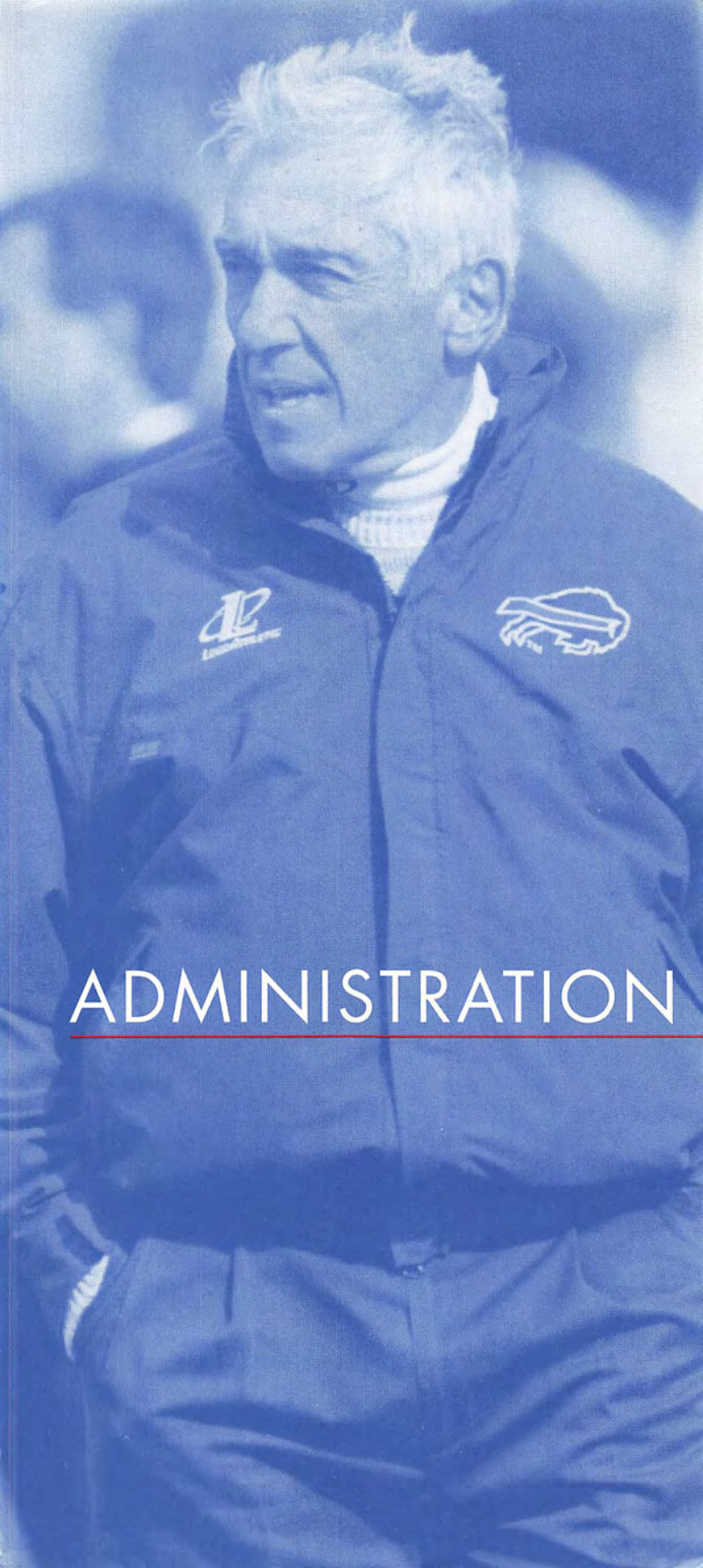
Dr. John Marzo, *Medical Staff Coordinator*  
 Dr. Michael Cellino, *Team Physician*  
 Dr. Thomas White, *Team Physician*  
 Dr. Greg Hudecki, *Team Dentist*

### SUPPORT STAFF

Dennis Cianfrini, *Video Assistant*  
 Tim Maloney, *Game Entertainment*  
 Mike Niland, *Transportation*  
 Vince Tobia, *Corporate Attorney*

### CLUB INFORMATION

Stadium.....Rich Stadium (80,024)  
 One Bills Drive  
 Orchard Park, NY 14127  
 (716) 648-1800  
 Playing Surface.....AstroTurf 8  
 Team Colors.....Royal Blue, Scarlet Red  
 and White  
 Radio.....WBEN-AM (930)  
 Web Site.....www.buffalobills.com



# ADMINISTRATION

## PRESIDENT



### **RALPH C. WILSON, JR.**

#### **PRESIDENT**

38TH YEAR WITH BILLS

BORN OCTOBER 17, 1918

Ralph Wilson was the man responsible for reintroducing football to Western New York when, as one of the original owners in the American Football League, he formed the Buffalo Bills in 1960. Wilson continues to play a major role among NFL franchise owners in 1997 by addressing some of the NFL's toughest obstacles as "the voice of reason," as one sportswriter has so aptly penned him.

Wilson was honored this past April with one of the league's most prestigious awards, the NFL Alumni Association's "Order of the Leather Helmet." Membership in the order is reserved for those individuals making deep and lasting contributions to the game of professional football and the award was bestowed upon the Bills' President in recognition for his outstanding contributions over the past four decades to the sport he loves so dearly.

For Wilson, football has been important since he was a young man and accompanied his father to University of Detroit and Detroit Lions games. "I was a big fan in the early part of my teens," he recalls. "I could see the interest developing in professional football in the days of Leon Hart, Bobby Layne and Doak Walker".

His enthusiasm for the intense sport led him to purchase a minority share in the NFL Detroit Lions and later join ranks with Lamar Hunt and the other six members of "The Foolish Club" in an ambitious, but risky venture known as the American Football League.

Of his early days in the AFL, Wilson says he "never thought about throwing in the towel, selling the team...there were times when I reminded myself that I used to pay five dollars for a ticket to the Lions' games and I enjoyed myself and had no headaches. I would ask myself what I was doing here."

In the beginning there was considerable skepticism regarding the AFL by members of the NFL and the media. "The Foolish Club" persevered however and, following initial talks in January of 1965 between Wilson and the late Carroll Rosenbloom, then owner of the Baltimore Colts, a merger with the long established National Football League was negotiated.

A former President of the AFL, he served on the Expansion Committee of that League and the AFL-NFL Negotiations Committee. He was also prominent in the negotiations which resulted in a 1977 agreement between the NFL Management Council and the NFL Players Association. In the past, he has served as Chairman of the NFL Pension Committee and Labor Committee and currently serves on the Board of NFL Charities and the Super Bowl Site Selection Committee. His expertise in expansion has been utilized by the league again in recent years as Wilson is a valuable member of the NFL's Expansion Committee.

During his thirty-eight year tenure as owner of the Bills, he has watched with great pride as two of his teams captured the American Football League Championship (1964-65) and more recent squads won American Football Conference titles in 1990, 1991, 1992 and 1993 on their way to an unprecedented four consecutive appearances in Super Bowls XXV-XXVIII.

Thirty of his players over this span have been Pro Bowl selections, including two who were voted the Pro Bowl's highest honor, Most Valuable Player.

An active supporter of community affairs in the Buffalo area, he is largely responsible for the Bills' strong relationship with Children's Hospital of Buffalo, The Ronald McDonald House, The United Way and Roswell Park Cancer Institute. In 1987 he established the Buffalo Bills

Foundation and organized the Bills' Alumni Association. He also instituted the Buffalo Bills Youth Foundation to benefit many youth-related charities in the Western New York region. Wilson established a perpetual scholarship program at Canisius College for student athletes, beginning in 1995. His gift was one of the ten largest scholarship endowments in the school's history. In a continuation of his interest and involvement in education, the Ralph C. Wilson, Jr. Academic Scholarship at Erie Community College was recently established.

**COLLEGE/PERSONAL:** Born in Columbus, Ohio, Ralph Wilson moved to Detroit with his family when he was a youngster. He graduated from the University of Virginia and later attended law school at the University of Michigan, before enlisting in the Navy during World War II. He earned his commission within a year and served aboard minesweepers in both the Atlantic and Pacific theaters.

In addition to his active role as President and Owner of the Bills, Wilson is Chairman of the Detroit-based Ralph C. Wilson, Jr. Enterprises, a diversified management and investment company with interests in highway construction, television broadcast and the venture capital industry.

He maintains a permanent residence in Grosse Pointe Shores, Michigan. He has three daughters, two of whom are involved in team business. Linda Bogdan, the NFL's first woman scout, is the franchise's Corporate Vice President, while another daughter, Christy Hofmann, serves as Director of Merchandising.

**HOBBIES/INTERESTS:** He is an avid tennis player and fan of the game, as well as a sponsor of several U.S.T.A. tournaments around the country.



Bills President Ralph Wilson is flanked by Head Coach Marv Levy and General Manager John Butler behind the four AFC Championship trophies from 1990, 1991, 1992 and 1993. The Bills are the only AFC team to have been crowned conference champions in four consecutive seasons.

## THIRTY-PLUS CLUB

Current NFL owners with 30 or more years of ownership: K.S. (Bud) Adams, Houston; William V. Bidwell, Phoenix; William Clay Ford, Detroit; Lamar Hunt, Kansas City; Wellington T. Mara, NY Giants; Art Modell, Baltimore; the Rooney family, Pittsburgh; Ralph C. Wilson, Jr., Buffalo.

## EXECUTIVE VICE-PRESIDENT



### JOHN BUTLER

**EXECUTIVE VICE PRESIDENT/  
GENERAL MANAGER**

13TH YEAR IN THE NFL, 11TH WITH BILLS

BORN AUGUST 13, 1946

**BILLS:** John Butler's goal for the Buffalo Bills has remained intact since the first day he sat in the General Manager's chair in 1993—to win the Super Bowl.

Having been named Executive Vice President and General Manager on February 5, 1993, Butler was determined to direct the Bills back to another Super Bowl. He wasted no time in accomplishing the feat as the Bills made an unprecedented fourth consecutive trip to the Super Bowl during the 1993 season.

The Bills' former Director of Player Personnel has always instilled an air of excitement and optimism to the general manager's office with an even mixture of football knowledge and friendly personality.

His contributions to the Bills in the area of adding talent speak for themselves when you look at the players on the Buffalo roster who were drafted since his first draft in 1988. A team's success is often dependent upon the attributes of its top two or three draft choices from each season and this is certainly an area where the Bills have excelled under Butler's guidance. His first ever selection for Buffalo and his top choice in 1988 was his most notable when RB Thurman Thomas was selected as the team's first choice that year in the second round after 27 other teams passed on him. Buffalo's top choice in 1989 wasn't until the third round when WR Don Beebe, who this past offseason resigned with Green Bay, was selected and he looked to his alma mater for the Bills number one choice in 1991, a CB converted to safety named Henry Jones, who made the trip to the 1993 Pro Bowl in his first season as a starter. It also took John Fina only one season before he became a starter at LT. In 1993, Butler and his staff looked to the ACC to select an extremely gifted athlete in CB Thomas Smith, another top draft choice who was on the verge of making last year's Pro Bowl. CB Jeff Burris, out of Notre Dame, was Buffalo's top pick in 1994 and set a new Bills' record for most punt return yardage in his rookie season and since has become a consistent starter at corner. OL Ruben Brown, out of the University of Pittsburgh, lived up to his 1995 first-round selection status by being voted to last year's Pro Bowl in only his second season. His 1996 first-round draft choice, Eric Moulds, became one of the top KO return specialists as a rookie and is on the cutting edge of becoming a very recognizable name in the NFL as a receiver.

However, for all of the success of the Bills top choices since 1988, Butler and his scouting staff may be best known for finding outstanding talent at school's rarely listed in scouting directories. Established veterans such as DE Phil Hansen from North Dakota State and S Kurt Schulz from Eastern Washington, a '95 UPI All-AFC 2nd Team selection, compliment such talents as RB Darick Holmes of Portland State, who was the fourth-to-last player selected in the 1995 draft and yet was named to several all-rookie teams, are just a few of the examples of Bills who have made an impact from small schools. Under Butler, the scouting staff is also noted for combing the country for quality late-round picks.

Additionally, Butler has gained recognition for his expertise in the free agency market. The 1995 signing of free agent LB Bryce Paup, the NFL's 1995 Defensive MVP, has been hailed by many notable sportswriters and national radio/TV commentators as the single best free agent signing by an NFL executive.

**PROFESSIONAL EXPERIENCE:** Having joined the Bills in May of 1987 as the Director of College Scouting, Butler was elevated to the position of Director of Player Personnel in June of 1989, overseeing the entire Buffalo scouting operation...Butler entered the NFL in 1985 and served for two seasons as a staff scout for the San Diego Chargers (1985-86)...prior to his stint with San Diego, he was a member of the United State Football League's Chicago Blitz staff and served in a number of capacities, including Director of Pro Scouting (3 years)...he also coached the tight ends and offensive line at various times...he served under head coaches George Allen and Marv Levy during his tenure with the Blitz. In fact, Butler has the unique distinction of serving with three head coaches who have each posted over 100 NFL career victories in Allen, Levy and Don Coryell.

**COACHING EXPERIENCE:** Butler coached collegiately for 3 seasons at the University of Evansville (IN), 1979-81, under Randy Rodgers.

**COLLEGE/PERSONAL:** John Robert Butler was born in Chicago, Illinois and graduated from Urbana (IL) High School...entered the Marine Corps for four years and served 14 months in Vietnam where he saw combat duty and rose to the rank of sergeant...following his stint in the Marines, he enrolled at San Bernadino (CA) Junior College and played football for two seasons before transferring to the University of Illinois where he played one year before a knee injury cut short his career...he holds a degree in parks and recreation from Illinois...John and his wife, Alice, reside in Orchard Park, NY, with their daughter, Andrea (1/26/85).



## VICE-PRESIDENT



### JIM MILLER

#### VICE PRESIDENT/ADMINISTRATION

18TH YEAR IN THE NFL, 1ST YEAR WITH BILLS

BORN JANUARY 24, 1948

**BILLS:** Jim Miller joined the Buffalo Bills front office staff on March 3, 1997 and immediately went to work with General Manager John Butler on salary cap numbers. Miller will wear several hats in his new responsibilities with the club, but his primary focus will be on working with the salary cap figures, assisting in player contract negotiations, assisting with the team's long-term planning and overseeing the administrative activities of the Bills' front office.

**PROFESSIONAL EXPERIENCE:** Miller served as the New Orleans Saints Vice President/Administration from 1986-1993 under the late Jim Finks and from 1994-1996 as the Saints Executive Vice President. During his tenure with the Saints, Miller had a myriad of responsibilities that included directing all financial aspects of the club, serving as the principal contract negotiator and the supervising of new player contracts. With the creation of the salary cap in the 1993 Collective Bargaining Agreement, Miller also served as the chief administrator in regulating the team spending on player salaries and bonuses in order not to exceed the Saints' salary cap. Additionally, Miller's day-to-day role as chief administrator involved operating the front office in an efficient and economic manner, which included the direction of annual planning and budgeting. In 1995, his administrative responsibility also included monitoring construction of the Saints' new practice facility. Prior to his stint with the Saints, Miller served five years at the National Football League Management Council in New York. He was spokesman for the NFL owners during the 57-day players strike in 1982 and a year later, he was named director of administration, advising clubs on contract matters and special projects. Miller started his professional career as a general assignment reporter for the Louisville Courier-Journal in 1970-71. He then joined the Baltimore Sun as a copy editor before returning to writing in 1978, covering the Baltimore Colts, before joining the Management Council in 1981 as the Director of Information. He has also written several published articles on historical aspects of professional sports and is an active member of the Society of American Baseball Research.

**HOBBIES/INTERESTS:** In his leisure time, Miller enjoys golf, biking and is an avid runner, having participated in several marathons, winning various age-group awards.

**COLLEGE/PERSONAL:** James William Miller was born on January 24, 1948 in Clark Station, KY. He holds a bachelor's degree in journalism from the University of Kentucky and has a master's degree in communication from the University of Maryland. Jim and his wife, Jean, live with their two daughters, Lindsay (17) and Layne (3), and son, Charles Connor (1) in Orchard Park, NY.

### BILLS GENERAL MANAGERS

1960-66	Richard F. (Dick) Gallagher
1967-78	Robert T. (Bob) Lustig
1979-82	Stewart C. (Stew) Barber
1983	Patrick J. (Pat) McGroder
1984-85	Terrance (Terry) Blesdoe
1986-92	William P. (Bill) Polian
1993-97	John R. Butler

## ADMINISTRATION



**LINDA BOGDAN**

**CORPORATE VICE PRESIDENT**

12TH YEAR WITH BILLS

Has served as Corporate Vice President since March of 1991...has a special interest in the area of long-term planning for the Bills...continues her responsibilities to the franchise as a valued member of the Player Personnel Department in the scouting sector...only active female NFL college scout...joined scouting department in 1986 on a part-time basis...scouts eastern collegiate games during the season and also covers bowl games, all-star games and scouting combine activities.

**COLLEGE/PERSONAL:** Linda Bogdan grew up in the Detroit area, graduated from The Hewitt School in 1967...matriculated at Bennett College (associate degree in 1969)...outstanding amateur tennis player...has captured several club championships at Forest Hills (NY) in both singles and doubles...daughter of Bills President Ralph C. Wilson, Jr....resides in West New York, N.J.



**BILL MUNSON**

**ASSISTANT GENERAL MANAGER/  
BUSINESS OPERATIONS**

25TH YEAR WITH BILLS

BORN AUGUST 6, 1950

The veteran member of the Bills' front office...served as Administrative Assistant in front office (1973-77)...promoted to Assistant Director of Marketing (1978-81), elevated to Director of Marketing and Purchasing (1982-85) before assuming duties as Business Manager (1985)...named Assistant General Manager/Business Manager in 1986...elevated to current position in 1989...myriad of responsibilities include: strategic planning, policy decisions with expanded responsibilities in the review and approval of all financial expenditures...oversees stadium operations, purchasing, concessions, outside contracts and various insurance and compensation administrative duties...coordinates training camp and administers Bills Foundation...is a member of the NFL Player Program Steering Committee. Bills' point man for complete stadium renovations (including updating of existing stadium suites and construction of additional suites, club suites and new Sony Jumbotron video replay board), including overseeing concept, design and construction of new Ralph C. Wilson, Jr. Fieldhouse.

**COLLEGE/PERSONAL:** William Gerald Munson, II is a native of Niagara Falls, NY graduated from Kenmore East H.S....four-year letterman in soccer and gymnastics at Kent (OH) State, graduated with a Bachelor of Science degree in education (1972)...went on to earn master's degree in sports management from the Univ. of Massachusetts (1973)...he was honored by the state of Ohio as a student-athlete in 1971 and was selected to the Who's Who of Students in American Universities and Colleges (1971-72 edition)...active in community affairs including service as a member of: Executive Committee of the Buffalo Bills Alumni, Advisory Board of the Greater Niagara Frontier Council of the Boy Scouts of America, Board of Directors of Buffalo Police Athletic League, Canisius College Sport Management Advisory Council, Board of Directors of St. Mary's School for the Deaf Foundation and Board of Directors of Buffalo Bills Monday Quarterback Club...elected to 1989-90 edition of Who's Who in the East...also participates in church and United Way activities along with extensive public speaking appearances...resides in Kenmore, NY.



**JOSEPH ASSAD**

**ASST. DIRECTOR OF  
MEDIA RELATIONS**

2ND YEAR WITH BILLS

NOVEMBER 19, 1972

Assumed current position on Bills staff in February, 1996 after serving as a graduate assistant in the media relations department for the '95 season...began his career as an

*ASSAD, continued*

intern with the Toledo Mud Hens (Detroit Tigers) of the International League in 1993...served as an intern with the Orlando Cubs (Chicago Cubs) of the Southern League in '94.

**COLLEGE/PERSONAL:** Joseph Assad was born in Cleveland, OH and raised in Providence, RI...graduated from Ohio University with a degree in public relations...was a staff writer for the OU Post...he resides in Orchard Park.



## **BILL BAMBACH**

**DIRECTOR OF SECURITY**

5TH YEAR WITH BILLS

BORN APRIL 3, 1933

Became a full-time member of the Bills staff in May 1993 after working with the club on a part-time basis that included traveling with the team for away games...supervises security operations for all games and additional stadium events...is a liaison with all law enforcement agencies and security matters with the NFL.

**COLLEGE/PERSONAL:** William K. Bambach, Jr. was born and raised in the WNY area...a graduate of McKinley High, he served 2 years in the military and was stationed in Korea...recently retired from the Amherst Police Department after 32 1/2 years of service...worked several years of career by supervising narcotics division and vice squad...resides in Amherst, NY, with his wife, Marlene...they have 2 children, Kenneth, a federal agent, and Barbara, a physician.



## **SCOTT BERCHTOLD**

**DIRECTOR OF MEDIA RELATIONS**

13TH YEAR IN NFL, 9TH WITH THE BILLS

BORN DECEMBER 17, 1955

Joined the Bills staff in March 1989 after four years as assistant director of public relations for the Green Bay Packers...began NFL career as an intern for the Cleveland Browns (1980)...served as sports information director at the University of Wisconsin-Oshkosh (1981-85).

**COLLEGE/PERSONAL:** Scott A. Berchtold was raised in Decatur, IL...attended the University of Illinois (1974-76) and completed BA in speech communications at Southern Illinois (1977-78)...earned master's degree in sports administration at Ohio University (1980).



## **JERRY BUTLER**

**DIRECTOR OF PLAYER/ALUMNI RELATIONS**

5TH YEAR WITH BILLS

BORN OCTOBER 12, 1957

One of the most popular players in Bills history returned to the club in July 1993 as the Director of Player/Alumni Relations...responsibilities include assisting players and their families with various needs in the WNY community and directing many of the team's alumni activities and awards presentations...is also the Bills NFL Player Development Coordinator, a program developed to assist players with financial education, family assistance, continuing education and post career internships...Bills playing career spanned 1979-87 as one of Buffalo's most celebrated WRs...set many club receiving marks, including 2 which still stand, most pass reception yardage in a game (255 vs. the Jets, 9/23/79) and most TDs in a game (4 vs. the Jets, 9/23/79)...was Buffalo's second first-round draft choice in 1979.

**COLLEGE/PERSONAL:** Jerry Butler is from Ware Shoals, SC...an accomplished receiver at Clemson and was a first team All-America choice his senior year...was a 1997 inductee into the South Carolina Hall of Fame...was the Bills' "Man-of-the-Year" in 1981

*BUTLER, continued*

and 1982 for his outstanding community service...was 1 of 5 finalists in '81 for the NFL's "Man-of-the-Year" Award...was honored in 1983 by the Buffalo and Erie County YMCA with the Jackie Robinson Award...started Butler Construction, Inc. of WNY in 1983 with teammate Mark Brammer...has an interest in antique and racing cars...Jerry and his wife, Paula, live in East Amherst with their 2 children, Jerry (1/12/87) and Chrissy (12/28/88).



## **JERRY FORAN**

**DIRECTOR OF TICKET SALES**

12TH YEAR WITH BILLS

BORN NOVEMBER 16, 1945

Just one of a handful of administrators who has worked in 3 different professional leagues...has served various roles in the Bills' front office, including Director of Administration and Director of Marketing and Sales, since joining the staff in 1986...spearheaded a restructure of the front office staff to include such additions as Bill Bambach, Jerry Butler, Jeff Hall and John Livsey in 1993...was responsible for implementing the award-winning, "Bills Make Me Wanna Shout" marketing campaign with Marine Midland Bank, which became the battle cry for millions of Bills fans across the nation during the four Super Bowl seasons...was also responsible for developing the "Select-A-Seat" program, which enables fans to enter the stadium sometime in late spring and actually sit in the open season ticket seat (s) they would like to purchase for the upcoming season ...began his sports career as a member of the Chicago Cubs staff during 1972-82...first served as the team's controller and then later as the director of ticket services for the Major League Baseball franchise...then joined the Chicago Blitz of the United States Football League and served for 3 years (1982-84) where he established friendships with John Butler, Marv Levy and Bill Polian...as the Blitz's business manager, he handled such things as team travel, ticket sales and other front office duties.

**COLLEGE/PERSONAL:** P. Jerome Foran is a native of Manhasset, NY... earned an accounting degree from St. Bonaventure in 1967 and then served two years as an Army first lieutenant in Alaska during 1967-69...then earned a MBA degree at Fordham in 1971...prior to his stint in professional baseball in Chicago, he worked at a CPA firm in "the Windy City"...serves on the Board of Directors for the St. Francis Geriatric and Healthcare Services, Inc in WNY...Jerry met his wife, June, who is the Bills Ticket Director, while working with the Cubs...they live in East Amherst, NY...Jerry and June have one son, Joe, who is an exercise physiologist and he and his wife, Kim, reside in Hamburg, NY with their son, Joseph Patrick (6/21/93).



## **JUNE FORAN**

**TICKET DIRECTOR**

11TH YEAR WITH BILLS

BORN JANUARY 2, 1942

One of the few women in sports to have worked in three different pro sports leagues...served with the Chicago Cubs as Administrative Assistant to the Chief Accounting Officer (1972-82)...moved with husband Jerry to the Chicago Blitz (1982-85)...served as accounting controller while handling all accounting and payroll duties as well as other front office responsibilities...worked in private business for two years before assuming present position in 1987...supervises entire ticket operation with four full-time employees and seasonal workers...coordinated sales campaign which resulted in all-time NFL record of 622,793 tickets sold in 1988.

**PERSONAL:** June E. Foran was born and raised in the Chicago area...she has extensive background in accounting and bookkeeping in both private business and professional sports...finalist for the 1986 Founder's Citation Award for Loebel, Schlossman and Hackl architectural firm in Chicago.



## JOE FRANDINA

### ENGINEERING AND OPERATIONS MANAGER

3RD YEAR WITH BILLS  
BORN JULY 22, 1955

Became a full-time member of the Bills staff on November 15, 1995...is responsible for the operation of all on-site facilities, including stadium, grounds, fieldhouse and administration building...is also responsible for stadium operations during various events outside the normal Bills' functions, such as concerts and high school football games...previously served as President of Frandina Engineering, P.C., which designed and monitored the construction of such stadium renovations as the new luxury suites, club suites, restrooms and scoreboard replacement.

**COLLEGE/PERSONAL:** Joseph S. Frandina was born and raised in Buffalo, NY...graduated from Canisius High School in 1973...graduated from SUNY at Buffalo in 1977 with a degree in civil engineering...is a New York State Professional Engineer...also is a member of the University of Buffalo Engineering Alumni Assoc. (past president) and NYS Society of Professional Engineers (past president)...recipient of the Professional Engineer of the Year Award for New York State in 1985...enjoys playing softball and coaching youth soccer, baseball and basketball...resides in Tonawanda, NY with his wife, Lynda, and children, Sandra (12/11/83), Peter (2/3/85), Carolyn (11/15/86) and Philip (8/12/89).



## JEFFREY HALL

### ASST. DIRECTOR OF MARKETING & SALES

5TH YEAR WITH BILLS  
BORN JUNE 21, 1967

Joined the Bills in May 1993...primary responsibilities are in corporate sponsorships and entertainment...worked two years with the Buffalo Sabres in the Marketing/Promotions departments...responsibilities included group sales and sponsorship sales with the NHL franchise.

**COLLEGE/PERSONAL:** Jeffrey Hall was born and raised in Ithaca, NY...earned his business degree from State University College at Buffalo (1989)...played flanker and punt returner for Buffalo State and also played lacrosse...was an all-league baseball player at Ithaca High...resides in Snyder, NY.



## GEORGE KOCH

### DIRECTOR OF STADIUM OPERATIONS

12TH YEAR WITH BILLS  
BORN NOVEMBER 2, 1936

Was named to current position in May 1993...is responsible for overseeing all stadium services and employees as well as coordinating extra events at the stadium and game day operations for football games...joined the Bills staff in June 1986 as the stadium's Manager of Engineering.

**COLLEGE/PERSONAL:** George Koch was born in Carbondale, PA and raised in Buffalo...he attended Bennett High and graduated from the University of Buffalo in 1959 with a degree in mechanical engineering...his first job out of college was with Bell Aerospace as a test rocket engineer and he helped work with the space program...worked with Service Systems (1976-86) before joining the Bills...he and his wife, Valory, reside in Eggertsville, NY.



## HENRY KUNTU

**VIDEO DIRECTOR**

28TH YEAR WITH BILLS

BORN OCTOBER 16, 1944

Enters his 12th year as fulltime staff member after 15 years (1970-84) as an outside contractor handling all film/video work for the club...shoots all practice sessions and game action on video tape...served as video director at the 1986 Japan Bowl all-star game...besides football work, he has shot television commercials, industrial films and a highly-acclaimed 15-minute anti-substance abuse video for the New York State Police (1987)...has served as an NFL Films liaison in the World League (1991-92) with the Montreal Machine

**COLLEGE/PERSONAL:** Henry Johannes Kunttu was born in New York City...graduated from Paier School of Art, New Haven, CT (1966)...worked in private motion picture production and cartoon animation field for more than 10 years...resides in Lancaster, NY with his wife, Debby..Henry has two children: Lisa (5/22/65) who is married with two children, and Erik (1/28/69), who was named Syracuse University's Video Director in June 1994...Debby has 2 children: Brandon and Megan.



## ADAM LINGNER

**SPONSORSHIP SALES MANAGER**

2ND YEAR WITH BILLS

BORN NOVEMBER 2, 1960

Became a member of the Bills' Marketing staff in May of 1996 soon after announcing his retirement as a 13-year player in the NFL...spent 5 years with Kansas City (1983-86, 1988) and 8 with Buffalo (1987, 1989-1994)...served as the Bills' long snapper in all 4 Super Bowls having played in 14 playoff games during his career...was known throughout his career for his flawless "automatic" long snaps on punts, field goals and point after attempts.

**COLLEGE/PERSONAL:** Adam James Lingner was born in Indianapolis, IN and raised in Rock Island, IL...studied community health at the University of Illinois where he earned 4 letters as a center and deep snapper...was drafted in the ninth round by Kansas City in the 1983 NFL draft...built a horse riding facility behind his home in Orchard Park, NY and named it Long Snap Stables and Riding Academy...he and his wife, Marcy, have two daughters, Amanda (6/12/85) and Dayna (3/17/88).



## JOHN LIVSEY

**DIRECTOR OF MARKETING/SALES**

5TH YEAR WITH BILLS

BORN JANUARY 7, 1964

Joined the Bills in May 1993 after six years with the Buffalo Sabres of the NHL...began career as an intern for the Sabres in 1986...started in ticket sales, moved up to sponsorship sales and in 1992 became Director of Sales, overseeing the sponsorship sales and group ticket sales departments.

**COLLEGE/PERSONAL:** John T. Livsey, Jr. was born in Jacksonville, FL and raised in Hamburg, NY...earned business studies degree from Buffalo State College (1986)...played quarterback for Buffalo State College during freshman year, 1982...earned a MBA degree at Canisius College...met wife, Andrea, while both were working at the Sabres...the couple live in Hamburg, NY.



## DENNY LYNCH

### DIRECTOR OF PUBLIC AND COMMUNITY RELATIONS

26TH YEAR IN NFL, 11TH WITH BILLS  
BORN SEPTEMBER 2, 1943

Joined the Bills staff in August 1986 after a nine-year stint with the Cleveland Browns (1977-86)...served as assistant general manager and director of operations there...also served as assistant director of public relations for New England Patriots(1972-77)...began professional career as sports information director at Glassboro (NJ) State (1964-66) and later at St. Joseph's (PA) College (1970-72)...selected to work at the 1988 AFC-NFC Pro Bowl in Hawaii and has worked on NFL Super Bowl staff eight times...coordinates Bills' Women Understanding Football program, Youth Football program and Bills Backers Assn. activities...charter member of Pro Football Researchers Assn....member of the Board of Directors for Monday QB Club, Boys and Girls Clubs of Buffalo, Camp Good Days and Special Times, Kids Alive, Special Olympics and the March of Dimes.

**COLLEGE/PERSONAL:** Dennis James Lynch is a native of New Jersey...earned undergraduate degree in education (1968) and did graduate work in public relations at Glassboro (NJ) State College...played football and baseball...won second team NAIA All-America honors in baseball in 1967 while an outfielder for the Glassboro State team which finished as runners-up in the NAIA World Series...inducted into the college's sports Hall of Fame in 1989 and Gloucester County (NJ) Sports Hall of Fame in 1992...recipient of the Citizenship Medallion and Distinguished Alumnus Award from the school...served seven years in the New Jersey Army National Guard...active with numerous community organizations...lives in Williamsville with his wife Diane and two children, Brian (6/3/73), a graduate of Syracuse University and Christie (8/18/76), a senior at Boston University.



## GLENN MEACHAM

### MANAGER OF INFORMATION SERVICES

2ND YEAR WITH BILLS  
SEPTEMBER 16, 1969

Joined the Bills in September, 1996...served as a Microsoft Certified Systems Engineer for the Microsoft Corporation prior to joining the Bills...was a support engineer for Microsoft (1995-96)...spent four years (1991-95) at the United States Military Academy/West Point as a Department of the Army intern and later worked in the Director of Information Management as a Computer Specialist.

**COLLEGE/PERSONAL:** Glenn Meacham was born and raised in Binghamton, NY...graduated from Fredonia State with a degree in human resource management...he resides in Orchard Park with his wife, Jennifer, and daughter, Chelsea (5/4/95).



## JIM OVERDORF

### DIRECTOR OF BUSINESS OPERATIONS

12TH YEAR WITH BILLS  
BORN JULY 15, 1960

Handles business matters in conjunction with the corporate offices in Detroit...duties include employee benefits, team travel, workers compensation, the NFL salary cap and other general office operations...named to his current position in 1993 after serving as the business manager...joined club as training camp intern in 1986...worked in public relations, scouting and ticket office while gaining admission to the New York State Bar (1988).

**COLLEGE/PERSONAL:** James Rowland Overdorf earned a B.A. degree in political science from Eckerd College (1982)...graduated from Drake Univ. Law School (1986)...was a member of the Drake Law School rugby team...is a member of NYSB and ABA...he resides in Orchard Park with his wife, Michele, and daughter, Katie (9/11/91).



## **DON PURDY**

**BUSINESS ADMIN. ASST./  
NOVELTY SUPERVISOR**

9TH YEAR WITH BILLS  
BORN MAY 3, 1967

Assumed his current position in May 1993 having served as a member of the ticket office staff since 1989...processes all accounts payable for football and administration expenses and handles bank matters in coordination with the main office in Detroit...also manages the operation of stadium novelties, including mail order merchandising...joined the Bills as a marketing intern in 1988.

**COLLEGE/PERSONAL:** Gordon Louis Purdy III was born in Nyack, NY and earned a business degree from Houghton College in 1989...was a two-time basketball All-Star in the Marcy Conference (1984-85)...worked under Norm Sonju, former GM of the Dallas Mavericks, in organizing a youth basketball clinic at Camp-of-the-Woods in Speculator, NY. has enjoyed extensive travel...resides in North Buffalo with his wife, Amy, an elementary teacher, and daughter, Anna (7/25/94).



## **BOB SCHATZ**

**SUITE SALES COORDINATOR**

11TH YEAR WITH BILLS  
BORN MAY 25, 1964

Named to current position in April 1994...served as Business Operations Coordinator in '93...main responsibilities include overseeing the operation of the luxury suites and the Premium Club Suite seats...joined the Bills as a training camp intern in 1987...was hired part-time in the scouting department during the '87 season and was made full-time in June of 1988.

**COLLEGE/PERSONAL:** Robert Alan Schatz was born in New York City...graduated from Williamsville South High in 1982 and Brockport State in 1987 with a degree in sports management...his hobbies include golf, pick-up basketball and racquetball...he and his wife, Heidi, reside in East Amherst, NY.



## **CHRISTY WILSON HOFMANN**

**DIRECTOR OF MERCHANDISING**

6TH YEAR WITH BILLS  
BORN OCTOBER 8, 1946

Joined the Bills staff April 1, 1991...duties include the responsibility of marketing novelties, concessions and the stadium...also in charge of specific long-term marketing plans.

**COLLEGE/PERSONAL:** Christy Cole Wilson was born in Detroit, MI and graduated from the Masters School in Dobbs Ferry, NY and then earned an associate degree in 1966 from Bennett College in Millbrook, NY...had a previous career as the owner of a women's specialty store, C.C. Wilson, in New York City that featured ladies apparel and accessories...is actively involved with the Sylvester Comprehensive Cancer Care Center...enjoys skiing, tennis, hiking and is an avid bridge player...daughter of Bills President Ralph Wilson...resides in Miami, FL, during the offseason with husband, Robert Hofmann.



## HEAD COACH



### MARV LEVY

**VICE PRESIDENT OF FOOTBALL OPERATIONS AND HEAD COACH**

21ST NFL SEASON, 12TH WITH BILLS

BORN AUGUST 3, 1925

**BILLS:** Marv Levy enters the 1997 season as the dean of NFL head coaches, having served the longest tenure with the same franchise of any current head coach. In fact, of the four major sports, only Minnesota Twins manager Tom Kelly, who is also in his twelfth year, is equal to Levy. The Bills' winningest coach became the first mentor in team history to eclipse the 100-victory mark when he did so in 1995 and Levy's current Buffalo record stands at 117-68-0. Additionally, the Bills' leader was named AFC Coach of the Year in '95 by UPI.

Levy set a new standard for NFL head coaches when he directed his team to a fourth consecutive Super Bowl following the 1993 season. For his efforts, UPI named him the AFC Coach of the Year. The Bills first reached the pinnacle of the National Football League in 1990 with their representation of the American Football Conference in the Silver Anniversary Super Bowl XXV. Buffalo then made a return trip in 1991 at Super Bowl XXVI. In all, the Bills mentor guided his squad to four consecutive AFC East crowns (1988-91) and four consecutive AFC Championships (1990-93).

Prior to the historic four Super Bowl trips, Buffalo's playoff progression started with postseason action in 1988 and continued in 1989. After winning their first four games in 1988, the Bills drove on to a 12-4 regular season record. Levy brought the excitement back to Buffalo football and the fans showed their appreciation in '88 by setting a new NFL in-stadium season attendance record of 622,793, which they then broke again in 1991 with a new standard of 635,889. Another record was set when the Bills clinched the AFC East title earlier in the season than any team in history, defeating the New York Jets in overtime, 9-6, in Week 12. With Buffalo gaining ever-increasing national attention, Levy kept his team poised in the first playoff game ever played at Rich Stadium and defeated the Houston Oilers, 17-10. Even though the Bills' magnificent season was stopped just short of the Super Bowl the following week at Cincinnati, Levy had established Buffalo as one of the premier clubs in the NFL. These accomplishments earned Levy and his staff the right to coach the AFC squad (which included seven players from the Bills) in the AFC-NFC Pro Bowl in Honolulu in January of '89.

Beginning his first full season with the team in 1987, the highly-organized Levy led the Bills to a 7-8 record and a position in the battle for the AFC East title up until the next-to-last week of the season. Despite missing the playoffs, Buffalo earned renewed respect in the National Football League and served notice that the Bills were back in the playoff picture.

Levy guided the Bills to a pair of wins over the Miami Dolphins for the first time since 1966 and also directed the club to a 21-14 victory over the Denver Broncos, who later went on to earn a berth in Super Bowl XXII.

Although Levy's 1986 club finished with a 2-5 record over the final seven games, the seeds of success were planted and the team improved in many areas, including the defense against the run, special teams play, and the all-important confidence factor. The Bills were competitive in all seven games with the greatest margin of defeat being only 10 points.

**PROFESSIONAL HEAD COACHING EXPERIENCE:** When he was chosen to direct Buffalo's football fortunes on 11/3/86, Levy was serving as the Director of Football Operations for the Montreal Alouettes of the Canadian Football League. He brought a total of more than 30 years in the coaching profession to the Buffalo post.

When he joined the Bills in 1986, Levy was quite familiar with the club, having served as part of the Bills' preseason television crew for several years.

He served as the color commentator (1983-86) and also did some work with NBC, ESPN and the University of California's football radio team (1985-86).

Levy coached for one season (1984) in the United States Football League with the Chicago Blitz, taking over a team that had changed considerably from its previous

LEVY, *continued*

season. The team's ownership had changed, and only four players from the previous season remained when he took over. Despite all these problems, the Blitz was a competitive club and posted a 5-13 record before the team's demise due to financial problems in 1985.

Before his venture into the USFL, Levy was an NFL head coach with the Kansas City Chiefs (1978-82). When he joined the Chiefs, the former Super Bowl champions were coming off a disastrous 2-12 season. But with Levy at the helm, improvement started immediately. In his first season, the Chiefs improved to 4-12 and continued to get better each year. His 1979 club was 7-9 and the following season, Levy's squad was 9-7. Only a late San Diego field goal in the final 13 seconds of a game in 1981 kept the Chiefs from winning the AFC West title and advancing to the playoffs. Levy departed Kansas City after the strike-shortened 1982 season to start working in broadcasting and did so for nearly two years.

The Canadian Football League also benefited from Levy's expertise when he became head coach of the Montreal Alouettes (1973-1977). In his five seasons in the CFL, Levy led the Alouettes to a 50-34-4 record and his teams were playoff contenders in all five seasons. In his second year, Montreal captured the CFL Grey Cup title with a 20-7 win over Edmonton in Vancouver. Three years later, the Alouettes repeated the trick, turning back Edmonton once again, 41-6, at Montreal's Olympic Stadium.

**PROFESSIONAL ASSISTANT COACHING EXPERIENCE:** Levy began his pro coaching career as kicking teams coach of the Philadelphia Eagles under Jerry Williams in 1969. He joined Coach George Allen's staff as special teams coach for the Los Angeles Rams in 1970 and followed him to the Washington Redskins as his special teams coach (1971-72) and was instrumental in Washington's advance to Super Bowl VII, where they fell to Miami, 14-7.

**COLLEGE COACHING EXPERIENCE:** Success was synonymous with Levy when he served as head coach at The College of William and Mary (1964-68). He was twice named the Southern Conference Coach-of-the-Year while coaching the Tribe (1964-65) and led William and Mary to what the NCAA later called one of the 10 greatest upsets in college history, a 27-16 victory over Navy (1967).

Earlier, Levy was head coach at the University of California (1960-63) where his quarterback was former Dallas Cowboy star Craig Morton. Before his tenure there, Levy was head coach at the University of New Mexico (1958-59) where he earned the Skyline Conference Coach-of-the-Year honors in both of his years at the school. He joined the New Mexico staff as an aide to Dick Clausen (1956).

Levy got his start in the coaching profession on the prep level as head coach at St. Louis Country Day School (1951-52). In just two seasons, he compiled a 13-0-1 record. He entered college coaching in 1953 as an assistant at Coe College (Cedar Rapids, IA) and stayed at his alma mater for three seasons (1953-55).

**COLLEGE/PERSONAL:** Marvin Daniel Levy was a standout running back in football and a sprinter on the track team at Coe College, and was a Phi Beta Kappa graduate from the institution (1950). He earned a master's degree in English History from Harvard University (1951). As a native of Chicago, he graduated from Chicago's South Shore High School. Upon graduation in 1943, he enlisted in the Army Air Corps and served from 1943 until early 1946. Levy lives in Hamburg, NY with his wife, Mary Frances (Fran). Their daughter, Kimberly, is an attorney who lives and works in Chicago.

**HOBBIES/INTERESTS:** Levy enjoys physical fitness and jogging and reads English literature and historical novels. He has been an avid Chicago Cubs fan since childhood and is also a boxing fan, particularly the career of Joe Louis. In his free time, Levy serves as a volunteer spokesman for Literacy Volunteers and United Way Services and visits hospitalized veterans several times a year.

## COACH OF THE YEAR

Three Bills head coaches have been honored five times as the best in the National Football League.

Lou Saban	1964, 1965 (AFL)
Chuck Knox	1980
Marv Levy	1988, 1995 (UPI)

## NFL's TOP-15 ALL-TIME WINNINGEST COACHES

Start of the 1997 Season

COACH	TEAM(S)	YRS	Regular Season				Post Season				Career			
			W	L	T	PCT	W	L	T	PCT	W	L	T	PCT
Don Shula	Balt., Miami	33	328	156	6	.676	18	17	0	.514	346	173	6	.665
George Halas	Chicago	40	318	148	31	.671	6	3	0	.667	324	151	31	.671
Tom Landry	Dallas	29	250	162	6	.605	20	16	0	.556	270	178	6	.601
Curly Lambeau	G.B.-Chi.- St.L.-Wash.	33	226	132	22	.624	3	2	0	.600	229	134	22	.623
Chuck Noll	Pittsburgh	23	193	148	1	.566	16	8	0	.667	209	156	1	.572
Chuck Knox	L.A.Rams- Buf.-Seattle	22	186	147	1	.558	7	11	0	.389	193	158	1	.549
Paul Brown	Cleve.-Cinc.	21	166	100	6	.621	4	8	0	.333	170	108	6	.609
Bud Grant	Minnesota	18	158	96	5	.620	10	12	0	.455	168	108	5	.607
Steve Owen	N.Y. Giants	23	151	100	17	.595	2	8	0	.200	153	108	17	.581
Dan Reeves	Den.-N.Y.G.- Atlanta	16	141	106	1	.571	8	7	0	.533	149	113	1	.568
Marv Levy	K.C.-Buffalo	16	137	102	0	.573	11	8	0	.579	148	110	0	.574
Joe Gibbs	Washington	12	124	60	0	.674	16	5	0	.762	140	65	0	.683
Hank Stram	K.C.-N.O.	17	131	97	10	.571	5	3	0	.625	136	100	10	.573
Weeb Ewbank	Balt.- Jets	20	130	129	7	.502	4	1	0	.800	134	130	7	.507
M. Schottenheimer	Cleve.-KC	13	125	73	1	.631	5	10		.333	130	83	1	.610

## POSTSEASON RECORDS OF NFL COACHES WITH 100+ CAREER WINS

Marv Levy is now in fifth place in postseason victories among all-time NFL head coaches with at least 100 wins.

Rank	Coach	Record	%
1.	Tom Landry (Dallas)	20-16	.556
2.	Don Shula (Baltimore-Miami)	19-17	.528
3.	Joe Gibbs (Washington)	16-5	.762
4.	Chuck Noll (Pittsburgh)	16-8	.667
5.	Marv Levy (Kansas City-Buffalo)	11-8	.579
6.	Bill Parcells (Giants, New Engl., Jets)	10-5	.667
7.	Bill Walsh (San Francisco)	10-4	.714
	George Seifert (San Francisco)	10-4	.714
8.	Hank Stram (Kansas City-New Orleans)	5-3	.625
9.	Bud Grant (Minnesota)	10-12	.455
10.	Vince Lombardi (Green Bay-Washington)	9-1	.900
	John Madden (Oakland)	9-7	.563

## MARV LEVY'S CAREER RECORD VS NFL REGULAR SEASON

AFC	w/KC	w/Buf	Career	NFC	w/KC	w/Buf	Career
Buffalo	1-2	—	1-2	Arizona	1-0	1-0	2-0
Indianapolis	3-1	13-8	16-9	Dallas	0-0	2-0	2-0
Miami	0-1	14-7	14-8	NY Giants	0-2	4-0	4-2
New England	0-1	12-9	12-10	Philadelphia	0-0	3-1	3-1
NY Jets	1-0	16-4	17-4	Washington	0-0	2-2	2-2
<b>AFC EAST</b>	<b>5-5</b>	<b>55-28</b>	<b>60-33</b>	<b>NFC EAST</b>	<b>1-2</b>	<b>12-3</b>	<b>13-5</b>
Cincinnati	2-1	3-1	5-2	Chicago	0-1	1-2	1-3
Cleveland	1-2	2-2	3-4	Detroit	1-1	0-2	1-3
Houston	2-2	4-4	6-6	Green Bay	0-0	3-0	3-0
Jacksonville	—	0-0	0-0	Minnesota	1-0	1-1	2-1
Pittsburgh	1-4	4-3	5-7	Tampa Bay	1-2	1-1	2-3
Baltimore	—	0-0	0-0	<b>NFC CENTRAL</b>	<b>3-4</b>	<b>6-6</b>	<b>9-10</b>
<b>AFC CENTRAL</b>	<b>6-9</b>	<b>13-10</b>	<b>19-19</b>	Atlanta	0-0	2-1	2-1
Denver	4-5	4-2	8-7	Carolina	—	1-0	1-0
Kansas City	—	3-2	3-2	New Orleans	0-1	1-1	1-2
Oakland	5-4	3-3	8-7	St. Louis	0-1	3-0	3-1
San Diego	2-7	0-0	2-7	San Francisco	0-1	1-2	1-3
Seattle	5-3	2-2	7-5	<b>NFC WEST</b>	<b>0-3</b>	<b>8-4</b>	<b>8-7</b>
<b>AFC WEST</b>	<b>16-19</b>	<b>12-9</b>	<b>28-28</b>	<b>NFC TOTAL</b>	<b>4-9</b>	<b>26-13</b>	<b>30-22</b>
<b>AFC TOTAL</b>	<b>27-33</b>	<b>80-47</b>	<b>107-80</b>	<b>NFL TOTAL</b>	<b>31-42</b>	<b>106-60</b>	<b>137-102</b>

## POSTSEASON

AFC	w/KC	w/Buf	Career	NFC	w/KC	w/Buf	Career
Cincinnati	—	0-1	0-1	Dallas	—	0-2	0-2
Cleveland	—	0-1	0-1	NY Giants	—	0-1	0-1
Denver	—	1-0	1-0	Washington	—	0-1	0-1
Houston	—	2-0	2-0	<b>NFC TOTAL</b>	<b>0-0</b>	<b>0-4</b>	<b>0-4</b>
Jacksonville	—	0-1	0-1				
Kansas City	—	2-0	2-0				
Miami	—	3-0	3-0				
Oakland	—	2-0	2-0				
Pittsburgh	—	1-1	1-1				
<b>AFC TOTAL</b>	<b>0-0</b>	<b>11-4</b>	<b>11-4</b>	<b>NFL TOTAL</b>	<b>0-0</b>	<b>11-8</b>	<b>11-8</b>

## OVERALL

	w/KC	w/Buf	Career
<b>AFC</b>	<b>27-33</b>	<b>91-51</b>	<b>118-84</b>
<b>NFC</b>	<b>4-9</b>	<b>26-17</b>	<b>30-26</b>
<b>TOTAL</b>	<b>31-42</b>	<b>117-68</b>	<b>148-110</b>

## BILLS HEAD COACHES' RECORDS

YEAR(S)	COACH	W-L-T	PCT.
1986-1996	Marv Levy	117-68-0	.632
1962-65, 1972-76	Lou Saban	70-47-4	.600
1978-1982	Chuck Knox	38-38-0	.500
1966-1968	Joe Collier	13-17-1	.430
1960-1961	Buster Ramsey	11-16-1	.410
1983-1985	Kay Stephenson	10-26-0	.278
1969-1970	John Rauch	7-20-1	.260
1976-1977	Jim Ringo	3-20-0	.130
1985-1986	Hank Bullough	4-17-0	.130
1968, 1971	Harvey Johnson	2-23-1	.080

## ASSISTANT COACHES



### ELIJAH PITTS

#### ASSISTANT HEAD COACH/ RUNNING BACKS

25TH YEAR IN NFL, 16TH WITH THE BILLS  
(1978-80 UNDER CHUCK KNOX; 1985-97 UNDER MARV LEVY)  
BORN FEBRUARY 3, 1938

**PRO:** Assumed his current role of assistant head coach in March of 1992 and was pressed into service as head coach during the '95 season for a 3-game stretch while Marv Levy was out on medical leave ...has been instrumental in the development of Thurman Thomas, the NFL's 1992 MVP...has been involved in more playoff games than any other current Bills staff member with 34 to his credit as a player, coach and scout... served as an assistant under Chuck Knox in Buffalo (1978-1980)...helped the Bills advance to the playoffs in '80...rejoined the Bills (1985) as the team's RBs coach and also coordinated special teams (1986)...coached with the Hamilton Tiger-Cats of the CFL (1984) where he served as offensive coordinator...before joining the CFL, he spent 3 seasons as the backfield coach with the Houston Oilers (1981-83)...began his professional coaching career as an assistant under Chuck Knox with the Los Angeles Rams (1973-77)...was a vital factor in the Rams 5 consecutive playoff appearances (1973-77)...broke into the big leagues serving as a scout for the Green Bay Packers (1972)...is the only current NFL coach to have played in Super Bowl I.

**COLLEGE/PERSONAL:** Elijah Eugene Pitts played college ball for Philander Smith College in Little Rock, AK (1957-60)...chosen in the 13th round of the NFL draft by the Green Bay Packers (1961)...enjoyed an outstanding career with the Packers (1961-69)...played in 4 NFL Championships and 2 Super Bowls under head coach Vince Lombardi...scored the first rushing TD in Super Bowl history against the Chiefs in 1967...spent one last season with Green Bay (1971) after brief stops with the Chicago Bears (1970), Los Angeles Rams (1970), and New Orleans Saints (1970)...was elected to the Green Bay Packers Hall of Fame (1979) and once shared the Super Bowl record for TD's in one game with two (1967)...is also a member of the Arkansas Hall of Fame (1980)...his son Ron was a CB for the Packers who also played for the Bills (1986-87) and is now an NFL color analyst for the Fox Network...his younger son, Tony, plays football at Howard University in Washington, D.C....Elijah is a native of Mayflower, AK...hobbies include riding dirt bikes, carpentry, and fishing...he and his wife, Ruth, have one daughter, Kimberly (6/9/70) and two sons; Ron (10/14/62) and Anthony (3/9/74).



### DAN HENNING

#### OFFENSIVE COORDINATOR/ QUARTERBACKS

20TH YEAR IN NFL, 1ST WITH BILLS  
BORN JUNE 21, 1942

**PRO:** Was named the Bills' new offensive coordinator on 1/22/97 and brings a wealth of creative offensive knowledge and expertise to the Buffalo staff...has tutored pro QBs such as Steve Bartkowski, Lynn Dickey, Bob Griese, Jim McMahon, Joe Namath, Joe Theismann and Doug Williams...most recently had served as the Boston College head coach from 1994-1996 and compiled a 16-19-1 overall record, including a defeat of Kansas State in the Jeep Eagle Aloha Bowl in his first season...was the offensive coordinator for Detroit (1992 and '93)...was the head coach at San Diego (1989-'91), compiling a 16-32 overall mark...rejoined Joe Gibbs' staff in Washington in 1987 and '88 and tutored QB Doug Williams, Super Bowl XXII's MVP in the win over Denver...the 'Skins offense set a Super Bowl record in that game for most points in a quarter (35)...became the Atlanta Falcons' head coach in 1983 through '86 and posted a 22-41-1 overall record...joined the Redskins staff in 1981 as Joe Gibbs' top assistant and helped develop the team's potent passing attack that enabled the Redskins to win Super Bowl XVII...coached the QBs and the WRs for the Dolphins in 1979 and 1980...joined the Jets in 1976 where he coached the QBs and WRs through 1978...returned to Florida State in 1974 to coach QBs and WRs through 1975 after he had started his coaching career with the Seminoles in 1968-70, serving the last years as offensive coordinator...was offensive coordinator at Virginia Tech in 1971 and 1973...in 1972, he began his professional coaching career as a QBs and WRs coach for the Houston Oilers.

HENNING, *continued*

**COLLEGE/PERSONAL:** Dan Henning is a 1964 graduate of William and Mary where he was ranked 14th in the nation in passing yardage in his senior season...he then joined the San Diego Chargers for the 1964 preseason before playing 2 years in the Continental League...he re-signed with the Chargers for the 1966 season...he remained with San Diego into the '67 preseason before finishing his career with Norfolk of the Continental League...Dan was born on June 21, 1942 in Bronx, NY...attended St. Francis Prep in Brooklyn before attending William and Mary where he received his bachelor's degree in physical education...Dan is the father of five children, Mary K., Patty, Dan, Terry and Mike and has four grandchildren.



## WADE PHILLIPS

**DEFENSIVE COORDINATOR**

22ND YEAR IN NFL, 3RD WITH BILLS

BORN JUNE 21, 1947

**PRO:** Was named the Bills' new defensive coordinator on 1/17/95...directed the '96 defense to its "NFL best" in fewest TD passes allowed (22), opponent's lowest rushing average (3.4) and forced punts (102)...the 1996 Bills defenders also finished 2nd in the league in opponents lowest average yard per play (4.3), completion percentage (52%) and total sacks (48), after having taken the NFL's top honors in sacks in '95 with 49...came over from Denver where he was the Broncos head coach from 1/25/93 through the 1994 season and led his team into the playoffs in '93...had previously served as the Broncos' defensive coordinator (1989-92)...his defenses led the AFC in fewest points allowed in '89 and '91...the '91 defense led the AFC in 12 different categories...assumed the role as interim head coach in 1990 and posted a win over Indianapolis...was the defensive coordinator and linebackers coach for Philadelphia (1986-88)...served as the defensive coordinator at New Orleans (1981-85) and was the interim head coach for the Saints for the final 4 games in '85 (posted a 1-3 record)...coached the linebackers at Houston (1976) and the defensive line (1977-80)...was an assistant at Kansas (1975), Oklahoma State (1973-74)...was the head coach at Orange (TX) High (1970-72) after having begun his coaching career at his alma mater, the University of Houston (1969).

**COLLEGE/PERSONAL:** Wade Phillips was a three-year starting linebacker for the University of Houston...attended Port Neches-Groves High...a very civic-minded individual, Wade served as Honorary Chairman of the Provenant Health Partners' Sack "Em project, a charity fund raiser for Flight for Life, which raised enough money to purchase a new helicopter...is the son of former NFL head coach Bum Phillips...he and his wife, Laurie, have a daughter, Tracy (3/29/74), and a son, Wesley (2/17/79), and reside in Williamsville, NY.



## TOM BRESNAHAN

**OFFENSIVE LINE**

16TH YEAR IN NFL, 9TH WITH BILLS

BORN JANUARY 21, 1935

**PRO:** Will focus his full attention to the positions he has an unparalleled expertise, the offensive line, in 1997...served as Bills' offensive coordinator from 1992-96...when the Bills returned to the Super Bowl in '92 and '93, the offenses were ranked #2 and #6, respectively, in the NFL...in addition the Bills rushing attack had the #1 ranking in the league in '91 and '92...adds 38 years of coaching experience on the pro, college and high school levels...spent all but 3 of those years specializing in line coaching...came to Buffalo after serving 3 years as OL coach for the St. Louis/Phoenix Cardinals (1986-88)...his line was a vital cog in the Cardinals' No. 4 ranking for total offense in the NFL in 1988...previously held an assistant position with the New York Giants (1983-84)...helped the Giants advance to the NFC second round of playoffs in '84...before going to New York, was an assistant with the Kansas City Chiefs (1981-82)...worked under head coach Marv Levy there...contributed to the Chiefs' 1st winning season (9-7) in 8 years (1981)...was instrumental in Kansas City being ranked 2nd in the NFL in rushing the same year...prior to his involvement in the pro ranks, served as OL coach at Navy (1973-80)...during his stint at Navy, the Midshipmen appeared in '78 Holiday Bowl and '80 Garden State

BRESNAHAN, *continued*

Bowl...helped Navy post a 24-11 record his last 3 seasons there...also coached the offensive linemen at Columbia (1968-73)...stamped his mark there when the Lions' 6-2-1 record in '71 was the best in 10 years...was both offensive and defensive line coach at William College (1963-68)...his coaching careers began as line coach at Cathedral High School (Springfield, Mass.) in '56...moved on to line coaching duties for the Fort Dix (NJ) Interservice Team (1957-59) and Holyoke (MA) High School (1959-61)...served as head coach at Drury High School, North Adams, MA (1961-63).

**COLLEGE/PERSONAL:** Thomas M. Bresnahan played collegiate football at Holy Cross, where he received cum laude honors in economics and philosophy with a bachelor's degree in 1956...earned a master's in education from Springfield (MA) College in 1960...Bresnahan lives in Orchard Park with his wife, Elaine...they have three sons-Thomas (10/4/58), Charles (9/8/60), and Daniel (11/17/64), along with a daughter, Denise (9/5/69)...his son, Charles, is the linebackers coach for the Colts.



## TED COTTRELL

### LINEBACKERS

14TH YEAR IN NFL, 7TH WITH BILLS

(1986-'89; 95-97)

BORN JUNE 13, 1947

**PRO:** Is currently enjoying his second stint in Buffalo having rejoined the Bills' coaching staff 2/17/95...coached the defensive line for the Cardinals (1990-'93) before being assigned to oversee the linebackers (1994)...served as the Bills' defensive line coach (1986-'89), serving on the Super Bowl XXV staff...coached the Bills' defensive line that was an integral part of Buffalo's 1988 defense which ranked first in the AFC...was the defensive line coach for the USFL New Jersey Generals (1984-'85)...returned to Rutgers University as the defensive coordinator (1983)...originally served with head coach Marv Levy in Kansas City as the linebacker coach (1981-'82)...served as the defensive coordinator for Rutgers (1980), after coaching the defensive line (1973-'79)...his 1976 Rutgers defense led the nation in total defense, rushing defense and scoring defense.

**COLLEGE/PERSONAL:** Theodore John Cottrell is a native of Chester, PA...attended Rutgers University for his post-graduate work and graduated from Delaware Valley College (PA) where he played linebacker (1965-69) and was an all-league pick for 3 consecutive seasons...was selected in the seventh round of the 1969 NFL Draft by Atlanta, where he played as a linebacker for 2 seasons (1970-71)...finished his playing career in Winnipeg (1972) with the Blue Bombers of the CFL...he and his wife, Barbara, reside in East Amherst with their son, Theodore (5/3/82).



## BRUCE DEHAVEN

### SPECIAL TEAMS

11TH YEAR WITH THE BILLS

BORN SEPTEMBER 6, 1948

**PRO:** Directed the '96 Bills' special teams unit to its first place overall NFL ranking by the Dallas Morning News...tutored the Bills kickoff coverage unit to its number one ranking four consecutive years (1987-90)...coaches Steve Tasker, who has made seven Pro Bowl appearances as the AFC's Special Teams Player and was voted the 1993 Pro Bowl MVP...his 1991 punt coverage unit also led the league in opponent's average punt return yardage, the lowest total since the NFL changed the rules allowing only the ends to release on punt coverage when the ball is snapped...entering his 27th year of coaching...has experience on high school, college and pro levels...joined the Bills in January, '87 as special teams coach...his special teams have ranked among the best in the NFL since his arrival in Buffalo...spent the previous 3 seasons as an assistant in the USFL...most recently was the RBs and special teams coach with the USFL Orlando Renegades (1985)...had been special teams and OL coach for the Pittsburgh Maulers (1984)...was initiated into professional coaching when he was appointed special teams and assistant OL coach with the New Jersey Generals (1983)...was OL coach and recruiting coordinator at New Mexico State University (1982)...served the first 3 years of his college coaching career at the University of Kansas (1979-81)...during his stint with the Jayhawks, he

DeHAVEN, continued

worked with DBs, OL and also headed up the recruiting program...coached on the high school level for 9 years before moving on to the college ranks...was an assistant at Wichita Southeast High School part of that time and helped lead the school to 3 straight state football titles.

**COLLEGE/PERSONAL:** Bruce DeHaven is a native of Trousdale, KS...played 8-man football at Belpre-Trousdale High School in Kansas...a graduate of Southwestern College in Winfield, KS...was a basketball standout there and led the team in scoring 2 years in succession...also participated in track and field...he and his wife, Kathy, live in East Aurora with their son Tobin Scott (3/17/97).



## CHARLIE JOINER

### RECEIVERS

11TH YEAR IN NFL, 6TH WITH THE BILLS

BORN OCTOBER 14, 1947

**PRO:** The Pro Football Hall of Fame receiver brings 28 years of NFL experience in directing the Bills receiving corps...served as San Diego's receivers coach 1987-91, developing the Chargers young group of receivers which included Pro Bowler Anthony Miller...was named the Chargers receivers coach in '87 after retiring as the NFL's most prolific receiver, ending an 18-year career that culminated with 750 catches for 12,146 yards (both NFL all-time records at the time)...will become the 13th Post- WWII wide receiver to be inducted into the Pro Football Hall of Fame during the ceremonies on July 27, 1996...played in 239 NFL games, a record for wide receivers, in his career at Houston (1969-72), Cincinnati (1972-75) and San Diego (1976-86)...went to San Diego in a trade for DE Coy Bacon...played in 194 consecutive games and was named the Chargers' most inspirational player seven consecutive seasons...named to the Pro Bowl following the 1976, '79 and '80 seasons...was twice honored by the City of San Diego on "Charlie Joiner Day" in 1984 and '86...was originally selected in the 4th round of the 1969 draft by Houston as a DB and was later traded to Cincinnati in 1972 for RB Fred Willis and Paul Robinson...was 1 of 6 finalists for the Pro Football Hall of Fame in '92 and made the cut from 14 to top 10 finalists in '93 and '94.

**COLLEGE/PERSONAL:** Charlie Joiner, Jr., is a native of Lake Charles, LA and a four-year letterman at Grambling State University, 1965-68...inducted into the Louisiana Hall of Fame in 1990...played prep football at W.O. Boston High in Lake Charles...Charlie and his wife, Dianne, have 2 daughters, Jynaya (4/11/75) and Kori (10/29/76) and reside in Orchard Park, NY.



## RUSTY JONES

### STRENGTH & CONDITIONING COORDINATOR

13TH YEAR WITH THE BILLS

BORN AUGUST 14, 1953

**PRO:** Is recognized around the NFL as one of the finest strength, conditioning and nutrition experts in the business...gained league-wide notoriety for getting Bills players in top physical condition when Buffalo enjoyed tremendous success and efficiency with the "no-huddle" offense...joined the Bills' staff in June, '85...has played a vital role in the recent success of the Bills by tutoring players individually on how to reach the peak of their physical condition...had spent the previous 2 years as the conditioning supervisor for DeBartolo Corp., working in Pittsburgh with the Penguins, Spirit, and Maulers (1983-84)...helped start Anjon Systems, a firm that deals with conditioning with the assistance of computers (1983).

**COLLEGE/PERSONAL:** Russell G. Jones is a native of Berwick, ME...graduate of Noble High school in Berwick...earned a degree in physical education at Springfield College, MA...after teaching 2 years at Dover High School in New Hampshire...returned to Springfield and earned a master's degree in exercise physiology (1979-80)...served as a graduate assistant with the football program while there...has been a frequent speaker to various groups on sports conditioning and nutrition...lives in Hamburg, NY, with his wife, Sharon, and son, Tyler (9/19/92).





## DON LAWRENCE

### OFFENSIVE QUALITY CONTROL/ TIGHT ENDS

17TH YEAR IN THE NFL, 10TH WITH BILLS  
(1983-84 WITH KAY STEPHENSON; 1990-97 WITH MARV LEVY)  
BORN JUNE 4, 1937

**PRO:** Is currently enjoying his second tenure with the Bills after returning to the staff in 1990...coached the defensive line in 1983-84 and served as the Defensive Coordinator in 1984...began his pro coaching career with the British Columbia Lions of the CFL (1978-79)...started his NFL coaching tenure with Kansas City (1980-82) as the Chiefs special teams coach in 1980 before taking charge of the defensive line in 1981-82 under Head Coach Marv Levy...then came to Buffalo for two years before coaching the defensive line for Tampa Bay (1985-86)...returned to Kansas City to coach the defensive line (1987-88)...returned to the CFL as offensive line coach for the Winnipeg Blue Bombers (1989)...started his coaching career at his alma mater, Notre Dame (1963), before coaching at Kansas State (1964-65)...then coached at the University of Cincinnati (1966) and was the head coach at Virginia (1971-73) after having served as the defensive coordinator from 1967-70...served on the Texas Christian staff (1974-75) and Missouri (1976-77).

**COLLEGE/PERSONAL:** Donald Lawrence was a defensive and offensive lineman for Notre Dame (1957-59)...played professionally as an offensive and defensive lineman for Washington (1959-61) after he was drafted in the sixth round...a native of Cleveland, OH...he and his wife, Barbara, have three children, Kay, Betsy and Joe...lives in Orchard Park, NY.



## CHUCK LESTER

### ADMINISTRATIVE ASST. TO THE HEAD COACH ASST. LINEBACKERS COACH

14TH YEAR IN THE NFL, 11TH WITH THE BILLS  
BORN MAY 18, 1955

**PRO:** Serves as Administrative Assistant to Marv Levy with duties including self-scouting, preliminary work with game plans, coordination of team travel and other administrative functions as assigned by the head coach...works closely with Defensive Coordinator Wade Phillips and Linebackers Coach Ted Cottrell...joined the club in May, '87 after 3 years as a scout with the Kansas City Chiefs (1984-86)...a University of Oklahoma graduate, Lester returned to serve under Head Coach Barry Switzer there as an administrative assistant (1982-83)...coached LBs at Iowa State (1980-81)...also was a graduate assistant coach with Oklahoma (1978-79)...at the conclusion of his time spent at Oklahoma, the Sooners won 2 National Championships, 7 Big Eight Championships, 5 Orange Bowl appearances (1975-79) and the Fiesta Bowl (1982).

**COLLEGE/PERSONAL:** Charles Edward Lester is a graduate of Tinley Park High School in Illinois...was active in football, track, and wrestling...was a walk-on LB at Oklahoma (1974)...completed work there on his bachelor's degree in physical education (1974-77) and master's in exercise physiology (1978-80)...enjoys reading and flying...is an avid runner...he and his wife, Patti, reside in Orchard Park with their daughter, Katie-Lyn (11/16/89), and son, Carl Fredrick (1/6/93).



## DICK ROACH

### DEFENSIVE BACKS

17TH YEAR IN NFL, 11TH WITH BILLS  
BORN AUGUST 23, 1937

**PRO:** Utilizes his 32 years of coaching experience in molding the Bills' secondary into one of the NFL's best...tutored 1995 rookies Ken Irvin and Marlon Kerner into starters as CB Thomas Smith was the only starting member of the secondary who did not miss a game due to injury...was an integral member of the staff that coached the Bills defense to the number one ranking in the AFC (1988)...came to Buffalo in '87 from Tampa Bay

## ROACH, *continued*

where he served as the Buccaneer's secondary coach (1985-86)...also coached with Michigan Panthers in the USFL (1983-84)...served on Marv Levy's staffs with the Montreal Alouettes of the CFL (1976-77) and Kansas City Chiefs (1978-80)...under his direction, the Chiefs secondary intercepted 27 passes in 1980 with 2 rookie starters...was the defensive coordinator for the championship club at Montreal in '77...that team led the CFL with 32 interceptions...also spent a season with the New England Patriots (1980)...before entering the professional ranks, coached LBs at Washington State (1974-75)...was defensive coordinator at Fresno State (1973) and Wyoming (1971-72)...served as an assistant at Oregon State (1970)...Broke into college coaching as an assistant at Montana State (1966-69) before accepting the post at Oregon State.

**COLLEGE/PERSONAL:** Richard John Roach was a college star for Black Hills State College...started all 4 years...earned a Little All-America pick...is a native of Rapid City, SD...he and his wife, Laverne, have one daughter, Stacy Ann (1/18/64) and two sons; E.T. (10/15/59) and Matt (6/17/61).



## DAN SEKANOVICH

### DEFENSIVE LINE

21TH YEAR IN THE NFL, 6TH WITH BILLS  
BORN JULY 27, 1933

**PRO:** Currently in his sixth season with the Bills' defensive line...spent 6 seasons as the defensive line coach for Miami (1986-91)...spent 3 seasons (1983-85) as assistant head coach/defensive line coach for Atlanta...prior to his Atlanta post, he helped develop one of the NFL's most feared defensive units, "The New York Sack Exchange," while serving as defensive line coach for the Jets (1977-82)...the Jets defensive unit led the NFL in sacks in 1981 with Sekanovich's defensive line accounting for 59 of the 66 total...first joined Marv Levy as a member of his staff for the Montreal Alouettes of the Canadian Football League (1973-76)...was in charge of the offensive line in Montreal when the team won the Grey Cup in 1974...served as a collegiate coach prior to Montreal with stints at Kentucky (1971-72), Navy (1969-70), Pittsburgh (1968), Connecticut (1964-67) and Susquehanna (1961-63).

**COLLEGE/PERSONAL:** Daniel A. Sekanovich is a native of West Hazleton, PA...played defensive end (1951-53) on the fine Tennessee teams under General Bob Neyland...Dan and his wife, Delores, have a son, Dan, Jr. (11/23/66), and a daughter, Catherine (11/28/68), and reside in Depew, NY.

## COACHING FELLOWSHIP

The ninth "Ralph C. Wilson, Jr. Coaching Fellowship" for minority collegiate coaches has been awarded to Donald Roberts of LeHigh and Sanders Shiver of Howard. The fellowship is designed to allow deserving minority college coaches the opportunity to gain professional experience by assisting NFL teams at summer training camps. All 30 teams will be participating in similar fellowship programs during the 1997 preseason.

### BILLS' FELLOWSHIP PARTICIPANTS

1989:	Curtis Jones, Southern Methodist University Mac Singleton, Harvard
1990:	Bobby Turner, Ohio State Lenny Willis, Boston College
1991:	Rudy Hughes, LeHigh University Ricky Porter, Slippery Rock
1992:	Juan Castillo, Texas A&I Gary Emanuel, Syracuse
1993:	Ron Sharpless, Virginia Tech Sherman Smith, Illinois
1994:	Dwayne Dixon, Florida Jethro Franklin, Fresno State
1995:	Louis Garza, Southwest Texas State Buddy Wyatt, Minnesota
1996:	Art Valero, Utah State Theo Young, Rice
1997:	Donald Roberts, LeHigh Sanders Shiver, Howard

## PLAYER PERSONNEL



### A.J. SMITH

#### DIRECTOR OF PRO PERSONNEL

13TH NFL SEASON, 11TH WITH BILLS  
BORN FEBRUARY 28, 1949

Duties include advance scouting of opponents, monitoring NFL transactions, evaluating pro talent, handling tryouts, free agent contracts and assisting John Butler...appointed Assistant Director of Collegiate Scouting in June, 1989...joined Bills in June, 1987 as area scout...assumed current position on 2/15/93...NFL scouting experience includes part-time positions with New England (1978-80) and Houston (1981)...also fulltime with San Diego (Pro Personnel Director 1985-86)...other scouting experience includes work with USFL's Chicago Blitz (1982-83) and Pittsburgh Maulers (1984).

**COACHING:** Made his start in football as an assistant coach at Cranston (R.I.) West High School (1971-76)...served as head coach of the Rhode Island Kings of the Eastern Football League in 1976...was an assistant at the Univ. of Rhode Island in 1978.

**COLLEGE/PERSONAL:** Albert John Smith is a graduate of Bishop Hendricken High School in Warwick, RI...earned degree in health and physical education from Kentucky Wesleyan College (1971)...played semi-pro football as a WR with the Attleboro (Mass.) Kings of the Eastern Football League from 1972-74 and had a tryout with Washington in 1974...inducted into the Minor/Semi-pro Football Hall of Fame in 1990...taught health and physical education in Providence (R.I.) junior high school system (1971-85)...lives in Hamburg with wife Susan and two children: Andrea (9/3/82), and Kyle (10/15/84).



### DWIGHT ADAMS

#### DIRECTOR OF PLAYER PERSONNEL

13TH NFL SEASON, 7TH WITH BILLS  
BORN AUGUST 2, 1932

One of the most colorful personalities in the game today with terrific insight into the college football talent scene...assumed the duties of Director of Player Personnel in May 1993 and oversees the area of collegiate scouting for the Bills...the job he has done for the Bills in the NFL Draft is best characterized by the fact that only three of the Buffalo choices in the past 3 drafts (32 choices) are not listed on a '97 training camp roster...spent 6 seasons as a scout for San Diego before joining the Bills 7/1/91...joined the Chargers 3/6/85 after 7 seasons as assistant head coach at the University of Florida while coaching 2 positions at the institution.

**COACHING:** Was a very successful head coach at 3 Arkansas high schools that included stints at Bearden, Smackover and Pine Bluff (1958-65)...won his first state championship at Bearden in 1958 and was selected Coach-of-the-Year for his efforts...won 3 more state titles at Pine Bluff...maintained a 77-12 overall record at the 3 schools...served as an assistant at The Citadel (1966-72) and at Clemson (1973-78)...coached OLBs and special teams at Florida (1978-84)...in all, tutored three first-round linebacker selections and had 13 players to be drafted and play in the NFL during his collegiate coaching tenure.

**COLLEGE/PERSONAL:** Was born in Dover, AK and attended Little Rock High School...earned a degree in history from Henderson State and served in the Marine Corps (1950-52) in Korea...Dwight and his wife, Jo, have 2 daughters, Jana (8/10/58) and Babe (12/1/61), and 1 son, Scott (2/28/60).



### BRAD FORSYTH

#### BLESTO SCOUT

4TH SEASON WITH BILLS  
BORN OCTOBER 1, 1968

Named as Buffalo's BLESTO Scout in May 1995 and is assigned to the Rocky Mountain Region...spent the previous year as an administrative assistant in the scouting

FORSYTH, *continued*

department...also assisted in coordinating training camp in his first year...started as an intern in the scouting department in 1992 and stayed on through the 1993 season...

**COLLEGE/PERSONAL:** Brad David Forsyth earned his master's degree at Illinois State in Sports Administration in 1993 ...was a four-year letterman at Illinois Wesleyan University in Bloomington, IL...was a one-year starter at WR before moving to QB where he started for the next 2 seasons, serving as captain...ranked second in the nation in NCAA Div. III passing efficiency in his senior year and was second team all-CCIW...earned his degree in 1990 in business administration...was an assistant coach at Illinois Wesleyan in '91 and '92 in charge of the receivers...was a three-sport athlete at Paxton (IL) High...father, Clint, was the football coach at the school that finished as the state runner-up champs in 1984 and quarterfinalists in '85...resides in Lakewood, CO.



## TOM GIBBONS

**COLLEGE SCOUT**

6TH SEASON WITH BILLS

BORN AUGUST 3, 1967

Was elevated to "on-the-road" scout in May 1995 and is responsible for the east region...served as an administrative assistant in the scouting department in spring of '92-spring '95...traveled throughout the country and tested college players on the performance testing in '94...coached tight ends at his alma mater, Indiana University of PA in 1989...served as a graduate assistant at the University of Pittsburgh, 1990-'91.

**COLLEGE/PERSONAL:** Thomas Gibbons was a 1988 graduate of IUP...was a four-year starter for the Indians, the first two at LB and the final two at TE...father, Jim, was the head coach at Dunkirk (NY) High ...resides in his hometown of Dunkirk, NY.



## DOUG MAJESKI

**COLLEGE SCOUT**

9TH SEASON WITH BILLS

BORN SEPTEMBER 20, 1965

Has been assigned to the Midwest and Northeast areas for the Bills since May of '95...was hired in January of '89 to assist coaching staff with game analysis and self-scouting reports...named Bills representative to BLESTO in June of '92 as a Northeast area scout...became a regional scout in '93 and continued through '94...assisted in coordinating training camp...started with Buffalo as an intern in training camp in '88.

**COLLEGE/PERSONAL:** Douglas C. Majeski was a four-year letterman at the University of Buffalo and a three-year starter on the offensive line...was an all-american first team in '86 and preseason all-american in '87...served as captain in 1987...graduated with a B.S. degree in sports management/exercise science in December 1988...wife's name—Jennifer.



## BUDDY NIX

**COLLEGE SCOUT**

5TH SEASON WITH BILLS

BORN DECEMBER 6, 1939

Was named as a college scout for the Bills in June of 1993 and assigned to cover the Southeast...was additionally assigned the ACC, Oklahoma and Texas in June of '95.

**COACHING:** Was the head coach at the University of Tennessee at Chattanooga (1984-92)...led UTC to its 4th Southern Conference title in his 1st year...began his coaching career in 1961 as a graduate assistant at Alabama...took over at Anniston (AL) High in 1962 and remained until 1964...moved to Eufala (AL) High in '64 and coached there until 1967...then moved to Jonesboro (GA) High in '67 and stayed until 1969...began his collegiate coaching career in the fall of '69 as secondary coach at Carson-

NIX, *continued*

Newman College...became defensive coordinator at Livingston University in 1970...was LB coach and defensive coordinator at Southern Mississippi (1972-75)...coached the secondary, defensive line and linebackers at Auburn through 1980...moved to LSU as the offensive line coach in 1981 and became the defensive coordinator the following season...in 1982 his defense was ranked #1 in the Southeastern Conference and #4 in the nation.

**COLLEGE/PERSONAL:** Buddy Nix attended Talladega (AL) High before going to Livingston State as a LB and FB...was elected to the school's hall of fame in 1983...born in Carbon Hill, AL...he and his wife, Diann have 3 children, Steve, Stan and Stacy.



## BOB RYAN

**COLLEGE SCOUT**

5TH SEASON WITH BILLS  
BORN DECEMBER 6, 1939

Continues to scout the Northwest colleges in addition to new responsibilities as a pro scout for the west coast as of May 1995...scouted the college ranks for the Bills for 16 years.

**COACHING:** Served as a high school coach in the Northwest for 11 years before returning to his alma mater to become head coach at the University of Puget Sound (1965-72)...served as an assistant at Hawaii (1973) and the University of Washington (1974-75) before joining the British Columbia Lions (CFL) for one season...returned to the high school ranks at Peninsula (WA) High School for two seasons before joining the Bills.

**COLLEGE/PERSONAL:** Robert William Ryan is a graduate of Puget Sound where he played QB and end for the Loggers...has a graduate degree from Univ. of Oregon...born in Tacoma, WA, now lives in Wauna, WA with his wife Joan and has four children: Sharon (7/5/50); Mike (4/30/52); Pat (7/16/57) and Sandy (5/14/60); and four stepchildren: Leanne, Russell and twins Brad and Craig.



## GEORGE (CHINK) SENDEL

**COLLEGE SCOUT**

30TH NFL SEASON, 18TH WITH BILLS  
BORN SEPTEMBER 14, 1922

Has covered the southeast for the Bills since joining the club in 1979...was the Eastern Regional scout for BLESTO scouting combine for eleven seasons (1967-78)...has been a collegiate scout for more years than any other staff member.

**COACHING:** Long-time assistant coach at Kentucky under head coaches Bear Bryant, Blanton Collier and Charlie Bradshaw...was on Wildcats' staff in 1961-62 with Seattle's Chuck Knox...also did some high school coaching in Florida and Kentucky during his career.

**COLLEGE/PERSONAL:** George Fred Sengel is a graduate of the University of Kentucky (1947) where he played end for the late Bear Bryant...won his first letter in 1942 before joining the Air Force to serve as a bombardier during World War II...returned to Kentucky to letter for Bryant in 1946-47...helped Wildcats to a 15-6 record in two seasons and led club to 1947 Great Lakes Bowl victory over Villanova...long-time resident of Lexington, KY with his wife Mary Alice...they have two sons, Tuck (5/19/50) and David (9/28/57).



## JIM SHOFNER

**COLLEGE SCOUT**

26TH YEAR IN NFL, 5TH WITH BILLS  
BORN DECEMBER 18, 1935

Entered a new era in his pro football career when he joined the Bills' scouting staff this past February...will cover the west coast in addition to Dave W. Smith and will serve as the main evaluator of all QBs and WRs.

SHOFNER, *continued*

**COACHING:** Tutored the Bills QBs from 1993-96 with a wealth of knowledge that encompassed a career in professional football to include positions as a player, coach and personnel director...made a smooth transition from coaching to Player Personnel Director for the Cleveland Browns in 1991...helped negotiate player contracts in addition to evaluating talent on both the collegiate and professional levels...had returned to Cleveland in 1990 as the offensive coordinator and served as the team's interim head coach in the final 7 games for the departed Bud Carson...his first coaching stint with the Browns was in 1978-80 when he directed a group of quarterbacks that included the likes of 1980 NFL MVP Brian Sipe...was the offensive coordinator for St. Louis/Phoenix (1988-89) and Dallas (1983-85)...also served as offensive coordinator for Houston (1981-82)...returned to his alma mater, Texas Christian University, to become the head coach (1974-76)...was an assistant with San Francisco (1967-73,77)...began his coaching career at TCU as an assistant (1964-66)...was a first-round draft choice by the Browns in 1958 and played defensive back for the squad from 1958-63.

**COLLEGE/PERSONAL:** James Shofner is a native of Grapevine, TX...was an All-Southwest Conference choice at running back and defensive back at TCU...played in the 1957 East-West Shrine and College All-Star games (against the Detroit Lions)...Jim and his wife, Nancy, have two children, Mike (5/1/62) and Elizabeth (3/4/64)...resides just outside of Phoenix, AZ.



## DAVID G. SMITH

**PRO/COLLEGE SCOUT**

19TH SEASON WITH BILLS

BORN AUGUST 2, 1930

Semi-retired after the '95 draft...still scouts parts of the central U.S. on the college level as well as doing some pro scouting for the Bills...scouted for Oakland Raiders on a part-time basis before joining Buffalo in 1979.

**COACHING:** Highly successful high school coach in Michigan...in 17 years, teams he coached at Walled Lake, Ferndale and Royal Oak Kimball had a record of 113-36 and captured 12 conference championships...moved to college coaching in 1966 at Michigan State on Duffy Daugherty's staff where he worked with the linebackers and receivers during his six-year tenure...named head coach at Ferris State (Big Rapids, MI) in 1972 and compiled a 5-5 record...joined the newly-formed Detroit Wheels of the WFL in 1973 as an assistant and remained there until the team's demise...returned to high school coaching while scouting for Oakland prior to entering the NFL with Buffalo on a full-time basis in 1979.

**COLLEGE/PERSONAL:** David George Smith is a graduate of Michigan State University, where he also earned his master's degree and played end on two Spartan clubs that went to the Rose Bowl...lives in Boyne City, MI with his wife Judy and has 3 children: Steve (2/22/53), who is a high school football coach, Craig (8/17/55) and Kim (1/20/57).



## DAVID W. SMITH

**COLLEGE SCOUT**

18TH NFL SEASON, 6TH WITH BILLS

BORN MARCH 23, 1937

Joined the Bills in June 1992, bringing 12 years of pro scouting experience to the staff...started scouting with New Orleans (1967-69) and then went to Houston (1970-74)...was in private business 1975-87...became a BLESTO scout in 1988 and covered the country on the national level until May '92.

**COLLEGE/PERSONAL:** David W. Smith played for the Oilers (1960-64) and was named FB on the first All-AFL team in 1960...was the 21st pick of the Packers in 1959 and was cut after spending 9 weeks in the legendary Vince Lombardi's first camp...was an All-Midwest Conference FB 3 years at Ripon (WI) College and is a member of the school's Hall of Fame...born and raised in Milwaukee, WI, he and his wife, Chris, have 2 daughters, Kay Ann (8/5/59) and Janet (9/21/60), and a son, Jay (10/17/61).

## TRAINERS/MEDICAL



### **BUD CARPENTER**

#### **HEAD TRAINER**

13TH SEASON WITH BILLS  
BORN SEPTEMBER 25, 1951

Enters his 2nd season as the Head Trainer after being promoted to the position in the spring of '96 after serving as the assistant for 11 seasons...joined the Bills in May 1985, following a year as a member of the Boston Bruins (NHL) training staff...had previously served as a trainer and intramural director at Fredonia (NY) State for 8 years...certified member of National Athletic Trainers Association...coordinates the annual holiday food drive and family Christmas program...has recently become involved with the Kids Escaping Drugs Program of WNY...serves as one of the founding chairmen of the Ilio DiPaolo Scholarship Fund and High School Wrestling Award...also very active in the D.A.R.E. Program.

**COLLEGE/PERSONAL:** Bud Carpenter is a native of Allegany, NY...graduated from Allegany High School before attending St. Bonaventure and Fredonia State...served 4 years in the Air Force and spent 1 of those years attending the Defense Language Institute in Monterey, CA...served as a Russian linguist while on active duty...avid golfer and snowmobile enthusiast...lives in Hamburg with his wife, Kathy.



### **MELVIN LEWIS**

#### **ASSISTANT TRAINER**

2ND SEASON WITH BILLS  
BORN DECEMBER 21, 1971

Joined the Bills training staff in April of 1996...served as a student athletic trainer during the 1995 Bills training camp...served as a student athletic trainer during the 1994 Raiders camp...worked as an assistant with the United States Olympic Committee Drug Testing program from 1994-1996.

**COLLEGE/PERSONAL:** Born in Tuscaloosa, AL...received his degree in athletic training from the University of Alabama in 1994 before earning his master's in health education from Alabama in '96...attended Hillcrest High in Tuscaloosa where he set the Alabama High School record for the 218-pound class by benching 400 pounds in 1990...attended Livingston University on a scholarship as an ILB before receiving a medical release after two years due to bilateral shoulder reconstructive surgery...transferred to Alabama as a junior...received the PFATs Minority Scholarship in '94...resides in West Seneca, NY with his wife, Tarasha, and daughter, MaKayla (5/7/97).



### **GREG MCMILLEN**

#### **ASSISTANT TRAINER**

2ND SEASON WITH BILLS  
BORN OCTOBER 13, 1961

Joined the club as a full-time assistant in March of 1996 after having assisted the Bills' training staff on game days as a consulting athletic trainer during the 1990 and '91 seasons...also worked with the Bills as a student athletic trainer at training camp from 1986-88...was the Coordinator of Sports Medicine at the HealthSouth Sports Medicine and Rehabilitation Center in Syracuse, NY from June of 1994 through joining the Bills staff...was the Director of High School Athletic Training Services at Onondaga Sports Medicine and Rehabilitation Center in Syracuse from July of '93-June of '94, having served at the center as a staff athletic trainer since April of 1990.

**COLLEGE/PERSONAL:** Born in Elizabethtown, KY...received his degree in physical education with an emphasis in athletic training from Eastern Kentucky University

McMILLEN, *continued*

in 1988...was named the outstanding student by the National Association for Sports and Physical Education in '87...earned his master's degree in physical education with an emphasis in athletic training in 1990 from Syracuse University...resides in West Seneca, NY with his wife, Cindy and two daughters, Allyson (11/28/91) and Hannah (3/26/95).

## MEDICAL STAFF



**JOHN MARZO, M.D.**  
Team Physician, 7years



**MICHAEL CELLINO, M.D.**  
Team Physician, 1Year

MISSING  
PHOTO

**THOMAS WHITE, M.D.**  
Team Physician, 1Year

## EQUIPMENT



### DAVE HOJNOWSKI

#### EQUIPMENT MANAGER

20TH YEAR WITH BILLS  
BORN DECEMBER 13, 1958

Enters his 20th season as equipment manager, after serving as an assistant equipment manager for the previous 5 years...began working for the club as a part-time summer helper and moved into full-time work in 1977...is responsible for ordering equipment, transfer of gear to training camp and on all road trips...coordinates equipment staff for all games and at training camp.

**PERSONAL:** David Hojnowski is a graduate of North Tonawanda High School...hobbies include racquetball and rollerblading...lives in North Tonawanda with his wife, Sue, and their 2 daughters, Allison (11/17/87) and Lindsay (3/2/90).



### RANDY RIBBECK

#### ASSISTANT EQUIPMENT MANAGER

15TH YEAR WITH BILLS  
BORN JULY 21, 1959

Enjoying his 15th season as the assistant equipment manager for the Bills...worked part-time for 2 seasons before being named to his current position in 1983...is a certified member of the Athletic Equipment Managers Association.

**COLLEGE/PERSONAL:** Randy Michael Ribbeck (nicknamed "Woody") is a 1982 graduate of Cortland (NY) State with a bachelor of science degree in physical education with a minor in sports management...assisted the equipment manager for the Cortland State football team from 1980-81...assisted the equipment manager for 3 Buffalo-area semi-pro football teams (Buffalo Geminis, Tonawanda Cougars and Niagara Spartans) from 1978-81...worked in the equipment dept. in the North Tonawanda school system where he was the equipment manager from 1977-80...also worked in the equipment and athletic area of his alma mater from 1975-77...a 1977 graduate of North Tonawanda HS...enjoys playing racquetball, volleyball, softball, and golf...He and his wife, Amy, reside in Hamburg with their son, Kyle Matthew (12/5/95).



**STAFF PHOTOS**



**DENNIS ABRAHAM**  
*Admin. Asst.-Scouting*



**SARA BEILEIN**  
*Marketing Associate*



**RON BROWN**  
*Stadium Operations*



**KATHY BUECHI**  
*Admin. Asst.- Admin.*



**TOM CHRISTEN**  
*Stadium Operations*



**SUE COLLIGAN**  
*Marketing Assistant*



**BILL CONNELL**  
*Stadium Operations*



**DEBI CUMMINS**  
*Asst, Ticket Director*



**DAN DEINZER**  
*Novelties Asst.*



**CHRIS DICKSON**  
*Admin. Asst.-Scouting*



**RICK FAIRBEND**  
*Scoreboard Systems Mgr.*



**GRETCHEN GEITER**  
*Special Events Manager*



**AMY GORNIKIEWICZ**  
*Season Ticket Super.*



**JONI GRAHAM**  
*Admin. Asst.-Play/Alumni Rel.*



**BRAD GROFF**  
*Marketing Associate*



**SHARON HART**  
*Group Sales Supervisor*



**ART HAURET**  
*Stadium Operations*



**ART HAURET, JR.**  
*Stadium Operations*



**NANCY HERMANN**  
*Admin. Asst.- Coaching*



**DEBBI JERGE**  
*Admin. Asst.- Stadium Operations*



**PAT KACZOR**  
*Admin. Asst.-G.M.*



**PAUL KOFINK**  
*Stadium Operations*



**MICHELE KOSANOVICH**  
*Ticket Office Assistant*



**TINA KOSANOVICH**  
*Ticket Office Assistant*



**JACKY KOSMOWSKI**  
*Admin. Asst.-Scouting*



**JULIE LANTAFF**  
*Admin. Asst.- Media Relations*



**NINA LAUR**  
*Admin. Asst.-Coaching*



**BEVERLY McCLELLAN**  
*Admin. Asst.- Public Relations*



**TOM MILLER**  
*Stadium Operations*



**MIKE NILAND**  
*Transportation*



**MICHELLE OVERDORF**  
*Admin. Asst.-Scouting*



**CHRIS PREVET**  
*Video Assistant*



**KAREN RENZI**  
*Ticket Office*



**BRETT REYNOLDS**  
*Advertising Manager*



**CELINDA SANTIAGO**  
*Ticket Office*



**SANDY SCHNEIDER**  
*Receptionist*



**MARY TASH**  
*Admin. Asst.-Asst. G.M.*



**JON TORINE**  
*Conditioning Asst.*



**TONY TURELLO**  
*Stadium Operations*



**DENISE WOODY**  
*Stadium Operations*



**GAIL ZIELINSKI**  
*Admin. Asst.-Business Op.*

## 300 POINT CLUB

Only four teams in the NFL have been able to score 300 or more points in the past seven consecutive seasons. These high scoring NFL teams of the '90s are:

**BUFFALO BILLS**  
Atlanta Falcons  
Miami Dolphins  
San Francisco 49ers

## 1997 KEY DATES

<b>June 1</b>	Deadline for old clubs to send tender to unsigned unrestricted free agents to receive exclusive negotiating rights for the rest of the season if player is not signed by another club by July 15.
<b>June 1</b>	Deadline for old clubs to send tender to unsigned restricted free agents or to extend qualifying offer to retain exclusive negotiating rights.
<b>June 15</b>	Deadline for old clubs to withdraw original qualifying offer to unsigned restricted free agents and still retain exclusive negotiating rights.
<b>July 10</b>	Bills Training Camp opens for all rookies and veterans at Fredonia State University in Fredonia, NY.
<b>July 15</b>	Signing period ends at 4:00 pm EST for unrestricted free agents who received June 1 tender.
<b>July 26</b>	Bills open preseason at Denver and Hall of Fame Game in Canton, OH: Vikings vs. Seahawks.
<b>July 27</b>	American Bowl in Dublin, Ireland: Bears vs. Steelers.
<b>August 4</b>	American Bowl in Guadalajara, Mexico: Broncos vs. Dolphins.
<b>August 16</b>	American Bowl in Toronto, Canada: Bills vs. Packers
<b>August 19</b>	Roster cutdown to maximum of 60 players.
<b>August 24</b>	Roster cutdown to maximum of 53 players.
<b>August 25</b>	Clubs may establish practice squad of 5 players.
<b>August 31</b>	Bills host the Minnesota Vikings at 1:00 pm EDT to open the regular season. The game marks the first regular season game in August in team history.
<b>October 7</b>	Trading deadline ends at 4 p.m.
<b>Late October</b>	NFL Fall Meeting in New York, NY.
<b>November 4</b>	Deadline for clubs to sign drafted players, franchise and transition players, and restricted and unrestricted free agents to whom June 1 tender was made. If such players are not signed by this date, they are prohibited from playing in the NFL in 1997.
<b>December 20</b>	Bills travel to Green Bay to take on the Packers in the season finale at 12:30 pm.
<b>December 27-28</b>	Wild Card Playoffs.
<b>January 3-4</b>	Divisional Playoffs.
<b>January 11</b>	Conference Championships.
<b>January 25</b>	Super Bowl XXXII in San Diego, CA
<b>February 1</b>	Pro Bowl in Honolulu, Hawaii.
<b>February 5-9</b>	Combine Timing and Testing, RCA Dome, Indianapolis, IN.

## WHAT'S IN A NAME?

Following the 1946 season, in an effort to generate more fan interest and distinguish the football team from the city's minor league baseball and hockey teams, which also bore the name "Bisons," the team ran a contest to select a new name. Over 4,500 entries were submitted, and "the Bills" won out over "Bullets," "Nickels" and "Blue Devils." Several contestants suggested the winning name, but James F. Dyson was named the winner of the \$500 prize based on his essay comparing the team to a band of "Buffalo Bills." He wrote that, while the legendary Indian Scout William "Buffalo Bill" Cody helped trailblaze the American Frontier, the football team (owned by the president of Frontier Oil) was opening a new frontier in Buffalo sports.

## BUFFALO BILLS WALL OF FAME

The Buffalo Bills' Wall of Fame was inaugurated in 1980 to honor former players, administrators and coaches who have played significant roles in Bills history. Eight former players have been inducted into the Wall of Fame. Running back O.J. Simpson (1969-77) was honored in 1980, quarterback Jack Kemp (1962-69) was inducted in 1984, defensive tackle Tom Sestak (1962-68) was selected in 1987, guard Billy Shaw (1961-69) was inducted in 1988, running back Elbert Dubenion (1960-68) was honored in 1993, linebacker Mike Stratton (1962-72) was honored in 1994, quarterback Joe Ferguson (1973-84) in 1995 and Joe DeLamielleure (1973-79, 85) will have a special ceremony this season.

In 1985, former vice-president Patrick J. McGroder (1962-85) became the first non-player to have his name inscribed on the Wall. Bills' president and owner Ralph C. Wilson, Jr. (1960-present) was selected for induction in 1989 as part of the club's celebration of thirty consecutive years in professional football. For their years of unending loyalty to the team, the fans were honored in 1992 as "the 12th Man." Head Coach Marv Levy became the first coach to be inducted into the Wall of Fame when he was inducted in 1996.

To be eligible for induction into the Wall of Fame, a player must have played for the Buffalo Bills at least three years and be retired from professional football. Administrators and coaches who have contributed their services to the Bills organization for an extensive period of time are also eligible.

The Wall of Fame is on the upper deck facade of Rich Stadium on both sides of the field. Paintings of each inductee are displayed in the lobby of the club's administration building.

Thumbnail sketches of each Wall of Fame inductee are listed below:

**Jack Kemp – quarterback, 1962-69...**jersey number 15...born July 13, 1935...graduated from Occidental College (1957)...inducted November 18, 1984...full name: John French Kemp...served as the Secretary of Housing and Urban Development in President George Bush's administrative cabinet...was the Republican nominee for Vice President in the 1996 presidential election.

**Patrick J. McGroder – vice-president, 1962-85...**born March 17, 1904...attended Canisius and Chattanooga Colleges...successful business executive and Buffalo Parks Commissioner...was instrumental in bringing pro football back to Buffalo in 1960...inducted on September 29, 1985...full name: Patrick John McGroder...died February, 1986.

**Tom Sestak – defensive tackle, 1962-68...**jersey number 70...born March 9, 1936...graduated from McNeese State (1962)...inducted November 8, 1987...full name: Thomas Joseph Sestak...died March, 1986.

**Billy Shaw – guard, 1961-69...**jersey number 66...born December 15, 1938...graduated from Georgia Tech (1961)...inducted September 11, 1988...full name: William Lewis Shaw...resides in Toccoa, Ga...president and chief operating officer of Shaw Concrete Products in that city.

**O.J. Simpson – running back, 1969-77...**jersey number 32...born July 9, 1947...graduated from USC (1969)...inducted September 14, 1980...full name: Orenthal James Simpson...set an NFL record when he rushed for 2,003 yards in 1973...inducted into Pro Football Hall of Fame in 1985, only Bills' player to receive that honor to date...resides in Los Angeles, Ca.

**Ralph C. Wilson, Jr. – president, 1960-present...**founder of franchise and only president in the history of the club...second club administrator to be honored with induction...inducted September 18, 1989.

**"The 12th Man" – the fans, 1960-present...**led the league in attendance for 5 consecutive seasons (1989-92)...holds the NFL record for a single season home attendance mark (635,889 in '91)...was announced for induction by president/owner Ralph C. Wilson, Jr. at the Welcome Home rally following Super Bowl XXVI...officially inducted December 12, 1992.

**Elbert Dubenion – flanker, 1960-68...**nicknamed "Golden Wheels"...established Bills' receiving records that stood for two decades...was signed by Buffalo as a free agent out of Bluffton College...was among the first group to report to initial Bills' camp in 1960...has been a member of the Atlanta Falcons scouting staff since 1987...officially inducted November 1, 1993.

**Mike Stratton – linebacker, 1962-72...**jersey number 58...born April 10, 1941...graduated from Tennessee (1964)...inducted on October 9, 1994...full name: David Michael Stratton...was only the second defensive player selected for induction...has been the owner of Financial Solutions of Knoxville, TN, since 1990...resides in Knoxville.

**Joe Ferguson – quarterback, 1973-84...**jersey number 12...born April 23, 1950...was the Southwest Conference's MVP as a junior at Arkansas...held virtually every Bills passing record when he retired after the '84 season...was named the recipient of the Ralph C. Wilson, Jr. Distinguished Service Award in 1991...served on the Louisiana Tech coaching staff for several years...is involved in the real estate business in Fayetteville, AK.

**Marv Levy – head coach, 1986-present...**born August 3, 1925...has the most career coaching victories in Bills' history...is the 11th winningest coaches in the history of the NFL...ranks fifth all-time in playoff victories for head coaches...second among active coaches in career victories...guided Bills to an unprecedented four consecutive Super Bowls (1990-93)...one of only 13 coaches to accumulate 100 career victories with one team...inducted on September 8, 1996.

**Joe DeLamielleure – guard, 1973-79, 85...**jersey number 68...born March 16, 1951...three-time All-Big 10 choice and All-American selection as a senior at Michigan State...was named the recipient of the Ralph C. Wilson, Jr. Distinguished Service Award in 1987...member of the famed "Electric Company" offensive line which paved the way for OJ Simpson's NFL-record setting 2,003 yards in 1973...was an all-pro selection for Buffalo every year from 1975-79...presently serves as the offensive line coach for Duke University.


## HOW THE BILLS WERE BUILT

Year	Draft (Round)	Waivers/Trade (From)	Free Agents
1985	Bruce Smith (1A) Andre Reed (4A)		
1986	Mark Pike (7B)	Steve Tasker – W(Houston)	
1988	Thurman Thomas (2)		
1990	Glenn Parker (3)		
1991	Henry Jones (1) Phil Hansen (2)		Chris Mohr (WLAF)
1992	John Fina (1) Kurt Schulz (7)		Steve Christie (Plan B)
1993	Thomas Smith (1) Corbin Lacina (6)		Jerry Ostroski
1994	Jeff Burris (1) Lonnie Johnson (2B) Sam Rogers (2C) Marlo Perry (3A) Corey Louchiey (3B)		Tim Tindale Alex Van Pelt
1995	Ruben Brown (1) Todd Collins (2) Marlon Kerner (3A) Damien Covington (3B) Ken Irvin (4A) Justin Armour (4B) Tony Cline (4C) John Holecek (5) Darick Holmes (7B)		Carey Bender Robert Coons Jim Jeffcoat + Bryce Paup + Ted Washington + David White
1996	Eric Moulds (1) Gabe Northern (2) Matt Stevens (3) Sean Moran (4) Ray Jackson (5) Dusty Zeigler (6b) Dan Brandenburg (7a) Jay Riemersma (7b) Eric Smedley (7c)		Ethan Albright Chris Brantley Jason Bratton Quinn Early + Dave Hack # Juan Hammonds # Jerold Jeffcoat # Manny Martin Shawn Price Mike Rockwood # Chris Spielman +
1997	Antowain Smith (1) Marcellus Wiley (2) Jamie Nails (4) Sean Woodson (5) Marcus Spriggs (6) Pat Fitzgerald (7)	Billy Joe Hobert–T (Oakland)	Jim Ballard Doug Brown Tyrell Buckner Marc Collins Billy Conaty Jimmy Cunningham Mitchell Galloway Clifford Green Carlos Huerta Rene Ingoglia Kendall James Paul Lacoste Dwayne Provo Jerry Reese Pat Williams

#Players on the Bills' NFL practice squad for the majority of the 1996 season.  
+Signed as an unrestricted FA from another team.

# PLAYERS

---





## ETHAN ALBRIGHT

### OFFENSIVE LINE

# 76

Ht: 6-5 Wt: 283

College: North Carolina

NFL Years: 3

How Acquired: FA, '96

1996 Games Played/Started: 16/0

Career Games Played/Started: 26/0

Playoff Games Played/Started: 1/0

Birthdate: 5/1/71

Birthplace: Greensboro, NC

Residence: Orchard Park, NY

**PRO:** One of the most consistent long-snappers in the league who proved in '96 that he can handle the inclement Buffalo weather with the poise of a veteran...originally signed with the Dolphins as an undrafted free agent in 1994...spent part of the '94 season on Miami's practice squad...re-signed with Dolphins and played the first 10 games of the 1995 season before he was placed on the Injured Reserve on Nov. 15 and missed the remainder of the season...waived by the Dolphins during '96 training camp...signed with the Bills as a FA-'96.

**1996:** In his first season as the Bills' long-snapper on punts, FGs and PATs he demonstrated a flawless record of getting the ball back to the holder with speed and accuracy...in his first game in a Buffalo uniform he had the clutch snap on Steve Christie's game-winning FG in OT at NY Giants (9/1)...was a major part in Christie establishing a new team record with 6 FGs at Jets (10/20)...finished the season with 8 special teams tackles on punt coverage (5UTs, 3ATs)...saw his first career postseason action in Wildcard game vs Jacksonville (12/28).

**1995:** Made NFL debut with Miami in season-opener vs. NY Jets (9/3)...suffered season-ending knee injury against New England (11/12) and missed the remainder of the season.

**1994:** Originally signed with Miami as an undrafted FA...waived on August 22...re-signed to practice squad on August 29...waived from squad on September 14...re-joined practice squad on September 28 and waived on November 2.

**COLLEGE/PERSONAL:** Full name—Lawrence Ethan Albright...four-year letterman and two-year starter at North Carolina...started every game as a junior & senior...member of Academic All-Atlantic Coast Conference team as both a senior and a junior...named first-team All-ACC as senior...helped school set single-season records for points, TDs and total offense...started in the Peach Bowl as a junior...was redshirted in 1991 after moving from tight end to offensive line...played in all 11 games as a sophomore...suffered fractured finger in Georgia Tech game and played final 4 games with a cast on hand...saw great deal of playing time as a true freshman...started final 5 games and recorded 3 receptions for 47 yards...member of baseball team in 1991 but did not get a decision in 4 pitching performances...majored in economics and political science...played baseball, basketball and football at Grimsley High School in Greensboro, NC...wife's name—Katherine.

#### ALBRIGHT'S NFL RECORD

YEAR	CLUB	G/GS
1995	Miami	10/0
1996	Buffalo	16/0
<b>TOTALS</b>		<b>26/0</b>

**ADDITIONAL CAREER STATISTICS:** *Special Teams Tackles*—Total 12 TTs (9UTs, 3ATs)—1995 (4TTs, 4UTs on punts); 1996 (8 TTs, 5 UTs, 3 ATs on punts).

#### PLAYOFFS

YEAR	CLUB	G/GS
1996	Buffalo	1/0





## JUSTIN ARMOUR WIDE RECEIVER

# 81

Ht: 6-4 Wt: 209  
College: Stanford

NFL Years: 2  
How Acquired: D-4B, '95  
1996 Games Played/Started: 0/0  
Career Games Played/Started: 15/8  
Playoff games Played/Started: 1/0  
Birthdate: 1/1/73  
Birthplace: Colorado Springs, CO  
Residence: Manitou Springs, CO

**PRO:** Big, strong receiver who possesses the uncanny ability to find openings in opposing defenses...excellent downfield blocker...was the Bills' second of two fourth-round picks in the 1995 draft.

**1996:** Was inactive for the first 11 games of the season with an injured left foot...placed on the Injured Reserve for the remainder of the year on 11/22.

**1995:** Finished tied for fourth on the team with 26 receptions...was inactive for season opener at Denver 9/3...in his first career game vs. Carolina (9/10) made a key downfield block to free WR Russell Copeland for 77-yard TD...made his first career start and caught his first TD pass on Monday Night at Cleveland (10/2)...had a team-high six receptions for 66 yards against New England (11/26)...scored his second career TD off a deflected pass that he grabbed in the end zone in the second quarter at San Francisco (12/3)...had a fantastic run after catch which was finished off with his dive into the corner of the end zone for the score against Houston (12/24)...played in his first postseason game vs. Miami (12/30) was inactive for divisional playoff game at Pittsburgh (1/6).

**COLLEGE/PERSONAL:** Full name—Justin Hugh Armour...set the Stanford record with 2,482 receiving yards...his 20 TD catches at Stanford is bettered only by Ken Margerum with 30...finished his career ranked fourth in Cardinal history with 154 receptions...played TE and WR at Stanford...ranked second in the Pac-10 and ninth in the nation, averaging 6.1 receptions per game in 1994...was an All-Pac 10 second team choice in 1993...led the Cardinals with 51 catches despite missing two games with a shoulder separation in 1993...had a team high seven TDs leading to being named All-Pac 10 HM in 1992...was a consensus All-American at Manitou Springs (CO) High...winner of Golden Helmet Award, given annually to the state's premier football player who excels in the classroom and the community...graduated from high school with a 4.0 average...was the class valedictorian and president...was a public policy major at Stanford.

### ARMOUR'S RECEIVING STATS

YEAR	CLUB	G/GS	REC	YDS	AVG	LG	TD
1995	Buffalo	15/8	26	300	11.6	28t	3
1996	Buffalo	0/0	0	0	0.0	0	0
<b>TOTALS</b>		<b>15/8</b>	<b>26</b>	<b>300</b>	<b>11.6</b>	<b>28t</b>	<b>3</b>

**ADDITIONAL CAREER STATISTICS:** *Rushing*—4 for -5 yards, -1.2avg., 6 LG, 0 TDs; *Pass Attempts*—0 for 1 attempts 0 yards,

### PLAYOFFS

YEAR	GAME	G/GS	REC	YDS	AVG	LG	TD
1995	MIAMI	1/0	0	0	0.0	--	0
1995	@Pittsburgh	0/0		DNP			
1996	JACKSONVILLE	0/0		IR-foot			
<b>TOTALS</b>		<b>1/0</b>	<b>0</b>	<b>0</b>	<b>0.0</b>	<b>0</b>	<b>0</b>



## CAREY BENDER RUNNING BACK

# 45

Ht: 5-8 Wt: 185  
College: Coe College

NFL Years: 1  
How Acquired: FA, '95  
1996 Games Played/Started: 1/0  
Career Games Played/Started: 1/0  
Playoff Games Played/Started: 0/0  
Birthdate: 1/28/72  
Birthplace: Marion, IA  
Residence: Marion, IA

**PRO:** A free agent addition in 1995...has good quickness and instincts for football to go along with his unwavering determination and spirit...was a member of Buffalo's practice squad for 1995 and part of '96 before being activated prior to Week 14.

**1996:** Was placed on the Bills' Developmental Squad at the beginning of the season and remained there for the first 12 games of the regular season...signed to the active roster on 11/30/96...saw action on offense in his first career game at Indy (12/1) but recorded no rushing attempts or receptions...was on the inactive list for the final three games of the regular season and the Wildcard game vs. Jacksonville.

**1995:** Was placed on the Bills' Developmental Squad at the beginning of the season and remained a member throughout the year.

**COLLEGE/PERSONAL:** Full name—Carey Wayne Bender...brought to Bills attention when Marv Levy, a Coe graduate, attended the Monmouth game in '94 at Coe where Bender had 20 carries for 238 yards and 4 TDs...recipient of the Melberger Award for Outstanding Division III Player of the Year and Gagliardi Trophy for the Nation's Best Division III player in 1994...selected to American Football Coaches Association, Sports Information Directors (formerly Champion) and Don Hansen's Football Gazette First Team in '94...finished his career with seven All-Division Records including points scored in a game with 48, points scored in a career with 528, rushing yards in a game with 417 on Oct. 9, 1993 and all-purpose yards in a career with 7,970...graduated from Coe College with Business Administration degree...wife's name—Jennifer.



## DAN BRANDENBURG LINEBACKER

# 96

Ht: 6-2 Wt: 255  
College: Indiana State

NFL Years: 1  
How Acquired: D-7A, '96  
1996 Games Played/ Started: 0/ 0  
Career Games Played/Started: 0/ 0  
Playoff games Played/Started: 0/ 0  
Birthdate: 2/16/73  
Birthplace: Rensselaer, IN  
Residence: Orchard Park, NY

**Pro:** Possesses all the physical tools to become a big-time performer...exceptional athlete with outstanding speed and strength for a linebacker...was the Bills first of 3 seventh round draft choices in 1996.

**1996:** Was a member of the Bills Developmental Squad for the first 11 games of the regular season...signed to the active roster on 11/22...inactive for the season's final 5 regular season games and the Wildcard playoff vs. Jacksonville.

**COLLEGE/PERSONAL:** Full name—Daniel James Brandenburg...set the Indiana State record for QB sacks in a single season (13) and career (32)...was NCAA Div. I-AA first-team All-American, first-team All-Gateway selection his senior sea-

Dear Buffalo Bills Season Ticket Holder,

The 1997 season promises to be an exciting one as we enter a new era in Buffalo Bills football. In addition to the excitement your season tickets will bring you from Coach Marv Levy's team on the field to the Buffalo Bills Experience in

the Ralph C. Wilson, Jr. Fieldhouse and the community tailgate atmosphere of game day, we want you to have a copy of the Buffalo Bills' 1997 media guide. This publication will provide you with detailed information on players, coaches and front office staff in addition to historical and statistical data compiled by the Bills. We hope you enjoy the guide and look forward to seeing you at the stadium for the upcoming Buffalo Bills 1997 season!

Sincerely,

Ralph C. Wilson, Jr.





BRANDENBURG *continued*

son...recorded 11 QB sacks and 20 QB pressures to go along with 71 TTs as a senior...first-team I-AA All-American from The Sports Network and the American Football Coaches Association, second-team All-America selection by AP and Football Gazette as a junior...named first-team All-Gateway Conference...led the team with 7 sacks in '94...set an Indiana State record with a team-leading 13 QB sacks in '93...first-team All-Gateway selection...named by The Sporting News as the second-rated defensive lineman in Division I-AA...second on the team with 66 TTs...recorded 3 sacks in a game on 3 different occasions tying the school single-game record...returned an INT for a TD vs. West Virginia Tech...played OLB and recorded 12 TTs and 1 sack in '92...redshirted as a freshman...his father, Steve, holds the Indiana State single-game scoring record with 24 points (4 TDs) against Ball State in 1961...all-state, all-conference and all-area honors as a senior at Rensselaer Central (IN) High...also played QB in high school...played basketball and track...was a finalist in state basketball slam dunk contest...high jumped 6-9 as a senior...majored in safety management.



## CHRIS BRANTLEY

**WIDE RECEIVER**

# 82

NFL Years : 3  
 How Acquired: FA-'96  
 1996 Games Played/Started: 10/0  
 Career Games Played/Started: 25/0  
 Playoff Games Played/Started: 0/0  
 Birthdate: 12/12/70  
 Birthplace: Rahway, NJ  
 Residence: Teaneck, NJ

Ht: 5-10 Wt: 180  
 College: Rutgers

**PRO:** Was originally drafted by the Rams in the fourth round of the 1994 draft (108th selection overall)...outstanding speed and quickness with great leaping ability...used in long yardage situations...released by Rams in 1995 training camp...signed with Bills as a FA on 1/30/96.

**1996:** Played 10 games as a receiver and on special teams...was inactive for season opener at NY Giants (9/1)...saw action in next four games...was inactive vs. Miami (10/13) and at New England (10/27)...had his first reception as a Bill for 12 yards vs. Cincy (11/17)...had his most productive game of the season at Seattle (12/8) when he had four catches including his first career TD...was inactive for the season's final two games and Wildcard playoff vs. Jacksonville (12/28).

**1995:** Released by Rams during training camp.

**1994:** Played 15 games as a receiver and on special teams...finished with 4 receptions for 29 yards...made 4 solo tackles on special teams...made first career reception for 7 yards at Atlanta (9/11)...had a game high 90 yards on 4 kickoff returns, including season-long 33 yarder against S.F. (9/18).

**COLLEGE/PERSONAL:** Full name—Christopher Charles Brantley...completed career at Rutgers with 144 receptions for 1,914 yards and a school record 17 TDs...established career-highs with 56 receptions, 589 yards and 7 TDs as a senior...set school record with four TDs in 50-49 win over Virginia Tech as a junior...five career 100-yard games established a school record...majored in Communications.

### BRANTLEY'S RECEIVING STATS

YEAR	CLUB	G/GS	REC	YDS	AVG	LG	TD
1994	Rams	15/0	4	29	7.3	10	0
1996	Bills	10/0	5	47	9.4	22t	1
<b>Totals</b>		<b>25/0</b>	<b>9</b>	<b>76</b>	<b>8.4</b>	<b>22t</b>	<b>1</b>

**ADDITIONAL CAREER STATISTICS:** *Kickoff Returns*—7 for 150 yards, 21.4 avg., 33LG, 0 TDs *Punt Returns*—3 for 18 yards, 6.0 avg., 7 LG, 0 TDs; *Special Teams Tackles:* Total—6—1994 (4 UTs on punts), 1996 (1 UT, 1 AT on punts).



## JASON BRATTON RUNNING BACK

# 29

Ht: 6-1 Wt: 252  
College: Grambling

NFL Years: 1  
How Acquired: FA-'96  
1996 Games Played/Started: 2/0  
Career Games Played/Started: 2/0  
Playoff Games Played/Started: 0/0  
Birthdate: 10/19/72  
Birthplace: Longview, TX  
Residence: Longview, TX

**PRO:** Big, powerful back with a punishing running style...crushing blocker out of the backfield...has spent time working at tight end this past off-season...will challenge for the H-back job in '97...originally signed as a FA-'96 by Buffalo.

**1996:** Was a member of the Bills' Developmental Squad for the first 12 weeks of the season...was signed to the active roster on 11/22...had four carries in his first career NFL game vs. NY Jets (11/24)...had a key first down pickup on third-and-1 in the first quarter to keep the Bills' TD-scoring drive alive vs. Jets (11/24)...was active but did not play at Seattle (12/8)...was inactive for the final 2 games of the regular season and the Wildcard playoff vs. Jacksonville (12/28)

**COLLEGE/PERSONAL:** Full name—Jason Edward Bratton...had his most productive college season in '95...gained 560 yards on 97 carries with 7 TDs his senior campaign...had an impressive 5.7 rushing avg. in his 116 carries for his career...his uncle is NFL Hall of Famer Willie Davis...attended Pine Tree (Longview, TX) High...also played baseball and track...member of the honor roll at Grambling...majored in criminal justice.

### BRATTON'S RUSHING STATS

YEAR	CLUB	G/GS	ATT	YDS	AVG	LG	TD
1996	Buffalo	2/0	4	8	2.0	5	0



## RUBEN BROWN OFFENSIVE LINE

# 79

Ht: 6-3 Wt: 304  
College: Pittsburgh

NFL Years: 3  
How Acquired: D-1, '95  
1996 Games Played/Started: 14/14  
Career Games Played/Started: 30/30  
Playoff Games Played/Started: 3/3  
Birthdate: 2/13/72  
Birthplace: Lynchburg, VA  
Residence: Orchard Park, NY

**PRO:** One of the most promising young offensive linemen in the league today...very physical player who has good flexibility and body control...a Pro Bowl performer after just 2 seasons in the league...has good explosion off the line with a long wing span.

**1996:** Capped off his second season in the league by being named to his first Pro Bowl...key member of line which helped Thurman Thomas go over the 1,000-yard rushing mark for an NFL record-tying eighth consecutive season...sprained his foot in the first quarter of the season opener at NY Glants (9/1) and did not return...was inactive for next 2 games with injury...helped pave the way for 476 total yards of offense, 266 rushing, in victory vs. Washington (11/3)...helped hold Philly (11/10) sackless in victory...started his third career postseason game in Wildcard game vs. Jacksonville (12/28).

BROWN *continued*

**1995:** Was named to all-rookie teams by Pro Football Weekly, College and Pro Football Weekly, and ESPN's Tom Jackson...made Dr. Z's Sports Illustrated All-Pro Team...became the first rookie in Marv Levy's tenure to start all 16 games...first Bills' rookie to start season opener since 1990 and fifth since Marv Levy became head coach in 1987...starter on offensive line which was awarded the game ball in victory at Cleveland (10/2)...starter on offensive line which paved the way to 341 rushing yards, second highest total in NFL postseason history, in wildcard playoff vs. Miami (12/30)...made key block on Holmes' 21-yard TD run in second quarter vs. Dolphins...started Divisional playoff at Pittsburgh (1/6).

**COLLEGE/PERSONAL:** Full name—Ruben Pernell Brown...did not allow a sack in 25 games at Pittsburgh...All-American first team selection by the American Football Coaches Association and Football News as a senior...All East pick by AP in '94...dominated from LT position, registering 69 knockdown blocks as a senior...All-American HM by Football News and All Big-East second team in '93...started every game and finished second on the team in knockdown blocks with 40 in '93...All-East first team choice by AP and All-Big East second team in 1992...freshman All-American third team choice by Football News...moved into starting lineup at LT in Week 8 in '91...medical redshirt in '90 after suffering ankle injury in practice and going to the sideline after second game...one of the most highly recruited defensive linemen in the country at E.C. Glass (Lynchburg, VA) High...All-American selection by Parade and USA Today...Virginia Most Valuable Defensive Lineman...was an all-state wrestler, finishing fourth in the state's heavy-weight division...selected the 1990 Virginia Male Athlete of the Year...brother, Cornell, was a sixth round draft choice by the Minnesota Vikings in '97...physical education major at Pitt.

#### BROWN'S NFL RECORD

YEAR	CLUB	G/GS
1995	Buffalo	16/16
1996	Buffalo	14/14
<b>TOTALS</b>		<b>30/30</b>

PLAYOFFS		
YEAR	CLUB	G/GS
1995	Buffalo	2/2
1996	Buffalo	1/1
<b>TOTALS</b>		<b>3/3</b>



## JEFF BURRIS

### DEFENSIVE BACK

NFL Years: 4  
 How Acquired: D-1, '94  
 1996 Games Played/Started: 15/15  
 Career Games Played/Started: 40/24  
 Playoff Games Played/Started: 1/1  
 Birthdate: 6/7/72  
 Birthplace: Rock Hill, SC  
 Residence: Orchard Park, NY

# 22

Ht: 6-0 Wt: 204

College: Notre Dame

**PRO:** An athlete of many talents who became Bills starting CB after one season in the league...in addition to solid work in defensive backfield, is one of the top punt returners in the game...from 1994-96 he ranks second in the NFL to Washington's Brian Mitchell (12.8) with a 10.7 punt return average...was the 27th overall selection in the '94 draft.

**1996:** Returned to form after suffering season-ending knee injury in '95...ranked sixth in AFC with 10.6 punt return avg...tied for first on the team with Kurt Schulz with 16 PDs...went out of the game in the second half vs. New England (9/8) with an injured quadricep muscle...was inactive vs. Pittsburgh (9/16) with quad injury...returned punts for the first time all season for an injured Russell Copeland in the fourth quarter vs. Indy (10/6)...had his best statistical game of the season at NY Jets (10/20) when he recorded 7 TTs, 3 PDs, 1 FR and 1 INT...had one of the hardest hits of the game when he struck the Pats' RB with his helmet on the ball to force fumble which Phil Hansen recovered at the start of the third quarter at NE

# BUFFALO BILLS

## BURRIS *continued*

(10/27)...had a terrific 28-yard punt return in the second quarter vs. Washington (11/3) when he eluded 4 potential tacklers...played tremendous man-to-man coverage on Joey Galloway on third down incompletion in the end zone at Seattle (12/8)...his 45-yard punt return to the Seattle 28-yard line in the fourth quarter at Seattle was his longest of the season...had a 38-yard INT return for his first NFL TD in his first career postseason contest in Wildcard game vs. Jacksonville (12/28)...his five punt returns vs. Jags tied a club postseason record (Russell Copeland, 1/23/94 vs. KC).

**1995:** Started his first career game in season opener at Denver (9/3)...broke up a pass in the end zone on second-and-goal in the Denver game...made great open field tackle to save potential TD vs. Carolina (9/10)...left the Cleveland (10/2) game in the first quarter with an injured hip...played great man-to-man coverage 40 yards downfield to come up with his first INT of the season vs. Seattle (10/15)...had season-best 40-yard punt return to the Colts' 23-yard line at Indy (11/5)...injured knee on the punt return and did not return to the game...was placed on Injured Reserve on 11/20...his 11.5 punt return average ranked second in AFC.

**1994:** Was selected to the 1994 Football News All-Rookie Team and the 1994 Pro Football Weekly/Pro Football Writers of America All-Rookie Team as a punt return specialist...set a new Bills' rookie record for most punt return yardage in regular season play with 332 yards on 32 returns...recorded the Bills' second best ever single season return yardage total and ranks second on the rookie list for most returns in a season...had a punt return for a TD called back because of a penalty in the Denver game (9/26)...returned a punt for a career long of 57 yards against the Bears (10/2)...recorded first NFL tackle in the same game...broke up a fourth-and-five pass play with 17 seconds left in the second quarter against the Dolphins (10/9), thwarting a potential scoring drive by Miami...left the game vs. the Colts (10/16) due to a slight left knee sprain...recorded first NFL INT vs. the Chiefs (10/30), picking off a Matt Blundin pass in the fourth quarter...became the second consecutive rookie (Copeland, 1993) to surpass 300 yards in PRs for a season.

**COLLEGE/PERSONAL:** Full name—Jeffrey Lamar Burris...exceptionally gifted athlete who performed at CB, SS, FS, return specialist & tailback during his career at Notre Dame...made 189 career TTs with 10 INTs, 2 sacks and 1 FF for the Irish...also recorded 11 KO returns for 132 yards...made 17 TTs in 3 Bowl games...timed at 4.43 in the 40-yard dash...consensus All-American first team pick his senior year, as well as Defensive Player of the Year by the Poor Man's Guide to the NFL Draft...All-American honorable mention by Football News both his junior & sophomore seasons, & also by Football Gazette his junior year...All-American first team pick by Parade magazine, adding second team honors from USA Today, at Northwestern (Rock Hill, SC) High School...lettered four times in football & baseball...in football, set school record with 1,838 yards and 27 TDs as a senior...three-time All-State pick & two-time South Carolina Player of the Year in HS...named Gatorade Circle of Champions South Carolina Player of the Year his senior year...team captain in baseball his senior year...president of his senior class...majored in management...wife's name - Lisa.

### BURRIS' DEFENSIVE STATS

YEAR	CLUB	G/GS	TT	UT	AT	SACKS	QB PRS	INT	PD	FF	FR
1994	Buffalo	16/0	15	12	3	0	0	2	6	0	0
1995	Buffalo	9/9	38	27	11	0	0	1	11	0	0
1996	Buffalo	15/15	60	44	16	0	0	1	16	1	1
<b>TOTALS</b>		<b>40/24</b>	<b>113</b>	<b>83</b>	<b>30</b>	<b>0</b>	<b>0</b>	<b>4</b>	<b>33</b>	<b>1</b>	<b>1</b>

### BURRIS' PUNT RETURN STATS

YEAR	CLUB	NO.	FC	YDS	AVG	LG	TD
1994	Buffalo	32	6	332	10.4	57	0
1995	Buffalo	20	1	229	11.5	40	0
1996	Buffalo	27	7	286	10.6	45	0
<b>TOTALS</b>		<b>79</b>	<b>14</b>	<b>847</b>	<b>10.7</b>	<b>57</b>	<b>0</b>

**ADDITIONAL CAREER STATISTICS:** *Special Teams Tackles*—5 TTs (3 UTs and 2 ATs on a KOs in '94).

### PLAYOFFS

YEAR	GAME	G/GS	TT	UT	AT	SACKS	QB PRS	INT	PD	FF	FR
1996	JACKSONVILLE	1/1	5	5	0	0	0	1*	1	0	0

\*INT returned 38 yards for TD

**ADDITIONAL PLAYOFF STATISTICS:** *Punt returns*—5 for 32 yds., 6.4 avg, 16 LG.





**STEVE CHRISTIE**  
**KICKER**

2

Ht: 6-0 Wt: 185  
College: William & Mary

NFL Years: 8  
How Acquired: FA-'92  
1996 Games Played/Started: 16/0  
Career Games Played/Started: 112/0  
Playoff Games Played/Started: 10/0  
Birthdate: 11/13/67  
Birthplace: Oakville, ONT  
Residence: Williamsburg, VA

**PRO:** His 561 points with Buffalo going into '97 season rank second in team history...his career .796 FG accuracy is fifth all-time in the NFL...his career point total stands at 724 tying him for 54th in NFL history...was the first Plan B signing by the Bills in 1992 (2/5/92)...originally signed as a FA with Tampa Bay in 1990.

**1996:** His 105 points on the year marked the fifth consecutive season with 100+ points...had 3 game-winning FGs in the final minute of play, 2 of which were in OT...AFC Special Teams Player of the Week for Week 8 vs. Jets...received a game ball for his efforts in season opener at Giants (9/1) which included connecting on a 34-yard game-winning FG in OT...hit his only FG attempt providing the margin of victory vs. Dallas (9/22)...received the game ball for his heroics vs. Indy (10/6) which included hitting a 37 yard FG with 15 seconds in regulation to force the game into OT then he connected on the 39-yard game-winner in OT...established a new personal and team best when he connected on 6 FGs at NY Jets (10/20)...hit his 10th career game-winner when he nailed a 47-yarder with 10 seconds remaining to defeat the Jets...missed the shortest FG of his career, and only his fourth of '96, when his 20-yard attempt hit the right goal post in the third quarter at Miami (12/16)...his 8 points in regular season finale vs. KC (12/22) marked his 55th consecutive game with a score...his 3 PATs and 2 FGs in Wildcard game vs. Jacksonville (12/28) raised his postseason point total to 88, second on all-time club list behind Thurman Thomas (120)...his 20 postseason FGs rank second in team history behind Scott Norwood with 27...his postseason FG percentage of 86.95 is second in NFL history (Chuck Nelson, 90.9 (11-10)).

**1995:** His 31 FGs on the year are the second highest total in team history...his 126 points on the season are a personal best...his 7 points vs. Carolina (9/10) put him over the 500 point mark for his career...hit the game winning FG with 8 seconds in regulation at Cleveland (10/2)...had his first tackle of the season on kickoff at Jets (11/19)...his 51-yard FG vs. NE (11/26) was the 10th 50+ yard FG of his career...his 5 points at SF (12/3) put him over the 100 point mark for the fourth consecutive season...his 9 points at St. Louis (12/10) put him over 600 points for his career...3 FGs vs. Miami (12/17) put him over the 100 FG mark in his Buffalo career...his 25-yard FG in the fourth quarter was the margin of victory against the Dolphins (12/17)...his 48-yard FG vs. Miami was the second longest in team postseason history (12/30)...his 52-yard FG attempt in the first quarter at Pittsburgh (1/6) fell short, snapping his consecutive postseason FG streak at nine in a row.

**1994:** Set a new club standard with 17 consecutive FGs made before having a 32-yard attempt blocked at Pittsburgh (11/14)...also set a new club mark for most PATs with no misses in a season with 38 (old mark-37, Nick Mike-Mayer, 1981)...was named the AFC Player of the Month for September when he was a perfect 9-for-9, including his 5-for-5 performance at Houston (9/18) which also earned him AFC Player of the Week honors...his 15 points in the game were the difference in the 15-7 victory over the Oilers...became the third kicker in Bills' history to record 50 or more FGs in a career (Norwood, 133; Leyboldt, 74)...recorded 5 points vs. the Patriots (12/18) to mark his third consecutive season of 100 or more points, becoming only the third player in team history to accomplish the feat...made a game-winning 32-yard FG at New England (9/11) with 52 seconds left for his sixth game-winning kick (5 with Buffalo, 1 with Tampa Bay)...missed only 4 of 28 FG attempts all season in what has to be described as one of the finest seasons for an NFL kicker when you consider that 2 of the 4 misses hit the upright ( vs. Green Bay, 11/20 and at Indy, 12/24) and the weather conditions he is forced to perform in.

*CHRISTIE continued*

**1993:** Hit the NFL's longest FG of the season (fourth longest in NFL history) when he connected on a 59-yard boot vs. Miami (9/26)...was eighth in the AFC in scoring with 105 pts....was named AFC Special Teams Player of the Week (17) for his 3 for 3 FG effort in 16-14 win over Jets...made 4 game-winning FGs (@Dallas, @N.E., @Phil. and vs. Jets)...recorded 100th career PAT vs. Giants (10/3)...4 FG performance at Jets (10/24) tied career high at the time...missed 3 FGs at Philadelphia (12/12) to mark first time he missed 3 in his career and only second time he missed 2 (first was @ Raiders, 10/11/92)...was 27 of 27 inside 30 yards in his career when he missed a 29-yarder at Phil....broke string of 67 consecutive PATs when he failed at Miami (12/19)...was 3 of 3 FGs in title game vs. Kansas City and set a new Super Bowl record with his 54-yard boot.

**1992:** His 43 PATs was tops in the AFC while the 115 pts. ranked second...his 24 FGs was third highest in team history...missed first PAT of his career in season opener when the ball hit the right upright...54-yard FG at Miami (11/16) set a new Buffalo record and equaled his best...became the fifth Bill to score 100 pts. in a season...first career playoff game was a memorable one as he connected on a 32-yard FG to propel the Bills to a 41-38 OT comeback win over Houston...tied an NFL record with 5 FGs at Miami in championship game (1/17).

**1991:** Set a Buccaneer team mark for consecutive PATs with 49, having never missed one...also recorded 18 touchbacks in 49 full-distance kickoffs.

**1990:** Turned in an outstanding rookie season, earning All-NFC honors by UPI, Football News and Pro Football Weekly...also named to All-Rookie teams by UPI, Football News, College and Pro Football Weekly and Football Digest...established new Buc records for most FGs in a season (23), best FG percentage (85.2%) and most consecutive FGs (11)...had a string of 8 consecutive FGs in the middle of the season...20 of his 66 kickoffs went for touchbacks...named Pro Football Weekly's Golden Toe Award winner for Week 4...recorded two 4 field goal games (vs. Green Bay, 10/14 and vs. Minnesota, 12/16).

**COLLEGE/PERSONAL:** Full name—Geoffrey Stephen Christie...outstanding 4-year punter and placekicker at William and Mary...named Kodak All-American Division I-AA first team punter in 1989 and Sports Network All-America first team placekicker and second team punter...also named second team AP All-America placekicker...set many William and Mary records, including most points (279), most FGs (57 of 83), most PATs (108 of 116) and longest FG (53 yards, 3 times)...fourth in the nation in 1988 in best punting year with 42.4 avg. on 66 punts, including career long 69 yarder...outstanding soccer player, as well as football kicker, at Trafalgar HS in Oakville, Ontario...great-grandfather played for the Hamilton Tiger Cats of the CFL...a former member of the Canadian Junior World Cup soccer team...was also a first-round selection of the Edmonton Eskimos of the CFL...majored in fine arts...was elected in the fall of '94 to the Board of Directors for Buffalo and Erie County Historical Society...will continue to donate \$300.00 per made FG to charity...is an accomplished painter...Steve and his wife, Alison, have a daughter, Alexandra Laine (12/6/94).

**CHRISTIE'S KICKING STATS**

YEAR	CLUB	G	FG-FGA	PCT	PAT	PTS	LG
1990	Tampa Bay	16	23-27	.852	27-27	96	54
1991	Tampa Bay	16	15-20	.750	22-22	67	49
1992	Buffalo	16	24-30	.800	43-44	115	54
1993	Buffalo	16	23-32	.719	36-37	105	59
1994	Buffalo	16	24-28	.857	38-38	110	52
1995	Buffalo	16	31-40	.775	33-35	126	51
1996	Buffalo	16	24-29	.828	33-33	105	48
<b>TOTALS</b>		<b>112</b>	<b>164-206</b>	<b>.796</b>	<b>232-236</b>	<b>724</b>	<b>59</b>

CHRISTIE *continued*

### FIELD GOAL ACCURACY

YEAR	1-19	20-29	30-39	40-49	50+	TOTAL
1990	0-0	7-7	10-13	4-5	2-2	23-27
1991	1-1	4-4	7-11	3-4	0-0	15-20
1992	2-2	9-9	3-6	7-8	3-5	24-30
1993	0-0	4-5	12-12	6-9	1-6	23-32
1994	0-0	11-12	6-7	5-7	2-2	24-28
1995	0-0	13-14	13-15	3-6	2-5	31-40
1996	0-0	5-6	12-14	7-8	0-1	24-29
<b>TOTALS</b>	<b>3-3</b>	<b>53-57</b>	<b>63-78</b>	<b>35-47</b>	<b>10-21</b>	<b>164-206</b>

### PLAYOFFS

YEAR	CLUB	G	FG-FGA	PCT	PAT	PTS	LG
1992	Buffalo	4	9-10	.900	12-12	39	43
1993	Buffalo	3	6-7	.857	6-8	24	54
1995	Buffalo	2	3-4	.750	7-7	16	48
1996	Buffalo	1	2-2	1.000	3-3	9	47
<b>TOTALS</b>		<b>10</b>	<b>20-23</b>	<b>.870</b>	<b>28-30</b>	<b>88</b>	<b>54</b>

### FIELD GOAL ACCURACY

YEAR	1-19	20-29	30-39	40-49	50+	TOTAL
1992	0-0	3-3	5-6	1-1	0-0	9-10
1993	1-1	4-4	0-0	0-1	1-1	6-7
1995	0-0	1-1	0-0	2-2	0-1	3-4
1996	0-0	0-0	1-1	1-1	0-0	2-2
<b>TOTALS</b>	<b>1-1</b>	<b>8-8</b>	<b>6-7</b>	<b>4-5</b>	<b>1-2</b>	<b>20-23</b>

## CHRISTIE'S SINGLE GAME HIGHS

**MOST FIELD GOAL ATTEMPTS**—7 @NY Jets, 10/20/96; 6 vs. NY Jets, 10/8/95; 6 @ Miami, 1/17/93; 5 @Indianapolis, 11/5/95; 5 @ Indianapolis, 12/24/94; 5 @ Houston, 9/18/94; 5 @ Miami, 11/16/92; 4 many times.

**MOST FIELD GOALS MADE**—6 at NY Jets, 10/20/96; 5 at NY Jets, 10/8/95; 5 @ Houston, 9/18/94; 5 @ Miami, 1/17/93; 4 @Jets, 10/24/93; 4 @ Miami, 11/16/92; 4 vs. Minn., 12/16/90; 4 vs. Green Bay, 10/14/90.

**LONGEST FIELD GOAL ATTEMPTS**—59 vs. Miami, 9/26/93; 58 vs. Wash, 11/1/93; 55 vs. Ind., 11/21/93; 54 @ S.B.XXVIII, 1/30/94; 54 vs. Houston, 10/11/93; 54 @ Miami, 11/16/92; 54 vs. Detroit, 9/23/90.

**LONGEST FIELD GOALS MADE**—59 vs. Miami, 9/26/93; 54 @ S.B.XXVIII, 1/30/94; 54 @ Miami, 11/16/92; 54 vs. Detroit, 9/23/90; 52 @ Ind., 11/29/92; 52 vs. Ind., 9/20/92; 52 @ Pittsburgh, 11/14/94; 51 vs. New England, 11/26/95; 51 vs. Green Bay, 11/20/94.

**MOST PATS**—6 at St. Louis, 12/10/95; 6 @ Miami, 12/4/94; 5, 11 times; last time—vs. Washington, 11/3/96.

**MOST POINTS**—19 @ NY Jets, 10/20/96; 17 vs. NY Jets, 10/8/95; 17 @ Miami, 1/17/93; 15 @ Houston, 9/18/94; 14 vs. Kansas City, 10/30/94; 14 @ Miami, 11/16/92; 14 vs. Green Bay, 10/14/90; 14 vs. Minn., 12/16/90.

## CHRISTIE'S GAME WINNERS

Steve Christie has won 10 games in his career with a field goal with under 4 minutes to play in regulation. Here's a quick look at the games that were decided on a Christie field goal:

Tampa Bay 23 at Minn. 20, 9/30/90	36-yard FG with 5:49 remaining in OT
Bills 13 at Dallas, 10, 9/12/93	35-yard FG with 2:48 remaining
Bills 13 at New England 10, 11/7/93	32-yard FG with 5:38 remaining in OT
Bills 10 at Philadelphia 7, 12/12/93	34-yard FG with 2:18 remaining
Bills 16 vs. NY Jets 14, 12/26/93	40-yard FG with 3:48 remaining
Bills 38 at New England 35, 9/11/94	32-yard FG with 0:52 remaining
Bills 22 at Cleveland 19, 10/2/95	33-yard FG with 0:05 remaining
Bills 23 at NY Giants 20, 9/1/96	34-yard FG with 4:52 remaining in OT
Bills 16 vs. Colts 13, 10/6/96	39-yard FG with 5:36 remaining in OT
Bills 25 at NY Jets 22, 10/20/96	47-yard FG with 0:10 remaining



## TONY CLINE TIGHT END

# 86

NFL Years: 3  
 How Acquired: D-4C, '95  
 1996 Games Played/Started: 16/7  
 Career Games Played/Started: 32/8  
 Playoff Games Played/Started: 3/0  
 Birthdate: 11/24/71  
 Birthplace: Davis, CA  
 Residence: Davis, CA

Ht: 6-4 Wt: 247  
 College: Stanford

**PRO:** Excellent blocker who has made good strides as a receiver...possessor of soft hands who turns into a very physical runner after the catch...provides quality depth at the tight end position...excellent special teams performer.

**1996:** Continued his development as an NFL TE with a career-best 19 catches on the season...was awarded game ball for his efforts in season-opener at NY Giants where he contributed a career-high 6 catches for 41 yards, including 3 key first down pickups on third down...made a potential TD-saving tackle on INT return in the fourth quarter vs. NE (9/8)...got the first start of the season and second of his career as Bills opened up in 2 TE formation vs. Dallas (9/22)...had a spectacular outstretched grab over the middle down to the 3 yard line for a first down in the fourth quarter at Seattle (12/8)...had the first regular season TD reception of his career in the fourth quarter of the Bills playoff clinching victory over KC (12/22)...saw action in his third career postseason game in Wildcard vs. Jacksonville (12/28).

**1995:** Bills' third pick in the fourth round out of Stanford...saw considerable action in double TE formations in season opener at Denver (9/3)...had a potential TD-saving tackle at mid-field on a Broncos' punt return in the first quarter...had his first career reception for 7 yards in the second quarter at Jets (11/19)...his 11 yard KO return vs. NE (11/26) was the first of his career...his 17-yard catch at St. Louis (12/10) established his regular season long...in the first start of his career he led the team in receiving with 4 catches for 18 yards vs. Houston (12/24)...his 21-yard catch in the third quarter vs. Miami (12/30) is his career postseason best...caught his first career TD pass in the third quarter at Pittsburgh (1/6)

**COLLEGE/PERSONAL:** Full name—Anthony Francis Cline...finished fourth on his Stanford team with 35 catches in 1994...finished third on the team with 42 catches in 1993, his first season as a starter...All-Pac 10 HM in '93...had a career-high 11 catches and scored Stanford's winning TD on a 5-yard toss with 0:08 left to defeat Colorado...was a reserve TE who saw most action as a blocker in 1992...was granted a medical redshirt due to a lower back sprain early in 1991...was a Cal-Hi Sports All-State pick at Davis High...was also a Tacoma News-Tribune Western 100 selection...was the Delta League MVP in basketball and the MVP basketball player of the year in the conference as a senior...was a National Football Foundation & Hall of Fame Scholar-Athlete...member of student council and national honor society...father, Tony, played for 7 years with the Oakland Raiders and 2 with the San Francisco 49ers as a defensive lineman...majored in qualitative economics.

### CLINE'S RECEIVING STATS

YEAR	CLUB	G/GS	REC	YDS	AVG	LG	TD
1995	Buffalo	16/1	8	64	8.0	17	0
1996	Buffalo	16/7	19	117	6.2	15	1
<b>TOTALS</b>		<b>32/8</b>	<b>27</b>	<b>181</b>	<b>6.7</b>	<b>17</b>	<b>1</b>

**ADDITIONAL CAREER STATISTICS:** *Special Teams Tackles*—5 TTs (1995—1 UT, 1 AT; 1996—3 UTs) on punts. *Kickoff Returns*—1 for 11 yards

### PLAYOFF RECEPTIONS

YEAR	CLUB	G/GS	REC	YARDS	AVG	LG	TD
1995	Buffalo	2/0	5	68	13.6	21	1
1996	Buffalo	1/0	0	0	0.0	0	0
<b>TOTALS</b>		<b>3/0</b>	<b>5</b>	<b>68</b>	<b>13.6</b>	<b>21</b>	<b>1</b>

**ADDITIONAL CAREER STATISTICS:** *Special Teams Tackles*—1 UT on punt



**TODD COLLINS**  
**QUARTERBACK**

**15**

NFL Years: 3  
How Acquired: D-2, '95  
1995 Games Played/Started: 7/3  
Career Games Played/Started: 14/4  
Playoff Games Played/Started: 1/0  
Birthdate: 11/5/71  
Birthplace: Walpole, MA  
Residence: Walpole, MA

Ht: 6-4 Wt: 224  
College: Michigan

**PRO:** Tall and mobile passer with an accurate arm...spent 2 seasons as Jim Kelly's understudy preparing for the starting opportunity he will receive in '97...possesses all of the tools to be a successful NFL QB...excellent student of the game...was the 45th pick in the 1995 draft.

**1996:** Began the season platooning with Alex Van Pelt for the number 2 QB slot...got his first start of the season vs. Dallas (9/22) when Jim Kelly injured his hamstring during the week...was awarded a game ball for his performance vs. Cowboys when he showed poise and confidence beyond his years in leading Bills to victory over defending Super Bowl champions...led the team on a 17-play, 78-yard opening drive that covered 10:40 before resulting in a TD vs. Dallas...injured his ankle late in Cowboys game and did not return...had his best game as a pro in OT victory over Indy (10/6)...in throwing for over 309 yards in his third start he became the first Bills QB, other than Jim Kelly, to throw for over 300 yards since Bruce Mathison did it in 1985...saw action late in victory vs. Washington (11/3)...played the entire fourth quarter vs. Cincy (11/17) as the Bills led 31-7 at start of quarter...played the entire second half vs. Jets (11/24) after Kelly suffered a hamstring injury at the end of the first half...threw a perfect 18-yard TD pass to Steve Tasker, over his shoulder, in the end zone vs. Jets...started his third game of the season for an injured Kelly at Indy (12/1)...set a new franchise record for longest pass with his 95-yard scoring strike to Quinn Early in the second quarter at Colts...came in with 4:25 to play in the game for a banged up Kelly and led the Bills to a TD on his 22-yard pass to Chris Brantley in his first series at Seattle (12/8)...replaced an injured Kelly in the final drive of the Wildcard game vs. Jacksonville (12/28) for the first postseason action of his career.

**1995:** Bills' second round pick out of Michigan...was named Jim Kelly's backup in training camp...saw first action of his career in last 1:15 of season opener at Denver (9/3)...completed longest pass of the season for 18 yards at Denver...saw action in last 3 minutes vs. Carolina (9/10)...saw reserve action late vs. Jets (10/8) and at Miami (10/29)...saw action in last minute vs. NE (11/26) and at SF (12/3)...started his first career game vs. Houston (12/24), a game that had no play-off implications...showed athleticism when he spun out of potential sack to pick-up 3 yards in the first quarter vs. Houston.

**COLLEGE/PERSONAL:** Full name—Todd Collins...at the end of his collegiate career he held the Michigan record for completion percentage with 64.3%...only 2.8% of his passes were intercepted...set Wolverine mark for average yards per play with 7.04...ranks second on Michigan's all-time list for completions with 457...second on school's charts for yards passing per game with 158.32 yards...fourth on all-time list with 37 TD tosses...is tied with Jim Harbaugh for most games (12) of passing for over 200 yards...had second most passing yards for a season in his senior year with 2,518...All-Big 10 HM and Academic All-Big 10 in '93...209.9-yard average per game in '93 is second in school history...threw a 90-yard TD to Derrick Alexander in '93 for a new school record...played in 7 games and started the Oklahoma State and Houston contests for an injured Elvis Grbac in '92...played in 6 games in '91...made good impression in his first game by completing his first 5 passes vs. Florida State...completed 1 of 2 passes in '91 Rose Bowl...redshirted as a freshman in '90...Super Prep All-American and New England Player of the Year by the Boston Globe out of Walpole (MA) High...led the football and baseball teams to state titles and the basketball squad to the state title game his senior season...majored in political science in the College of Literature, Science and Arts with hopes of attending law school when his playing career is completed.

COLLINS *continued*

### COLLINS' PASSING STATS

YEAR	G/GS	ATT	COMP	YDS	PCT	TD	INT	LG	SACKS
1995	7/1	29	14	112	48.3	0	1	18	6-43
1996	7/3	99	55	739	55.6	4	5	95t	11-53
TOTAL	14/4	128	69	851	53.9	4	6	95t	17-96

QB Ratings: Career—65.7, 1996-71.9; 1995-44.0

ADDITIONAL CAREER STATS—Rushing—30 for 66, 2.2 avg., 10 LG (1996—21 for 43, 2.0 avg, 10 LG; 1995—9 for 23, 2.6 avg, 10 LG).

### PLAYOFFS

YEAR	GAME	G/GS	ATT	COMP	YDS	PCT	TD	INT	LG	SACKS
1996	JACKSONVILLE	1/0	4	1	7	25.0	0	0	7	2-20



## ROBERT COONS

### TIGHT END

# 87

NFL Years: 3  
 How Acquired: FA-'95  
 1996 Games Played/Started: 16/0  
 Career Games Played/Started: 20/0  
 Playoff Games Played/Started: 1/0  
 Birthdate: 9/18/69  
 Birthplace: Anaheim, CA  
 Residence: Lackawanna, NY

Ht: 6-5 Wt: 249  
 College: Pittsburgh

**PRO:** Hard-working TE who has showed versatility with solid special teams performances...excellent blocker in short-yardage situations...provides quality depth to the TE corps...spent part of '94 season on the Dolphins' IR...was on Dolphins' practice squad for portion of '93 season...signed by the Bills as a FA-'95.

**1996:** Utilized in many short yardage situations, often providing lead block out of the backfield...made a key block on Thurman Thomas' 4-yard TD run in the second quarter vs. New England (9/8)...had a clutch first down reception of 12 yards in victory vs. Jets (10/20)...had one of the top special teams plays of the season when he dropped the NFL's leading punt returner, Brian Mitchell, for a 10 yard loss in punt coverage vs. Washington (11/3)...saw extensive action lined up as FB after Tim Tindale was injured in the first quarter vs. Cincy (11/17)...had a good lead block out of the backfield on Thurman Thomas' 1-yard TD run in the first quarter vs. Bengals...tied for the team lead with 2 tackles on KO coverage in his first career postseason game in Wildcard game vs. Jacksonville (12/28).

**1995:** Was inactive for the first 11 games of the season...was active for his first career game vs. NE (11/26) and saw action at TE late in the game...inactive at SF (12/3)...had four special teams tackles at St. Louis (12/10)...had the most productive offensive game of his career including his first NFL reception vs. Houston (12/24)...was inactive for both Bills' '95 playoff games.

**1994:** Released off IR November 23, 1994 and waived by Miami Dolphins.

**1993:** Originally signed by Dolphins as an undrafted free agent on April 29...waived by Dolphins in training camp and then re-signed to practice squad...waived off practice squad on November 10 and then re-signed to practice squad on November 18...spent remainder of season on practice squad.

**COLLEGE/PERSONAL:** Full name—Robert Allen Coons...two-year letterman at Pittsburgh...transferred to Pitt from Fullerton (Cal.) Junior College...named second-team All-Big East as a senior...caught 28 passes for 296 yards with four scores despite missing three games with a fractured wrist his senior year...missed most of junior season with broken hand...twice selected to All-American Team during junior college career...majored in education...two-time all-Empire pick at El Dorado (Cal.) High School...wife's name—Holly

COONS *continued*

### COONS' RECEIVING STATS

YEAR	CLUB	G/GS	REC	YDS	AVG	LG	TD
1995	Buffalo	4/0	3	28	9.3	13	0
1996	Buffalo	16/0	1	12	12.0	12	0
<b>TOTALS</b>		<b>20/0</b>	<b>4</b>	<b>40</b>	<b>10.0</b>	<b>13</b>	<b>0</b>

**ADDITIONAL CAREER STATISTICS:** *Special Teams Tackles*—(1996—8 TTS, 3 UTs and 2 ATs on kickoff, 1 UT and 2 ATs on punt; 1995—6 TTs, 3 UT, 3 AT on kickoffs).

### PLAYOFFS

YEAR	GAME	G/GS	REC	YDS	AVG	LG	TD
1996	JACKSONVILLE	1/0	0	0	0.0	0	0

**ADDITIONAL PLAYOFF STATISTICS:** *Special Teams Tackles*—2 TTS, 1 UT and 1 AT on kickoff.



## DAMIEN COVINGTON

### LINEBACKER

# 57

NFL Years: 3

How Acquired: D-3B, '95

1996 Games Played/Started: 9/2

Career Games Played/Started: 21/3

Playoff Games Played/Started: 3/1

Birthdate: 12/4/72

Birthplace: Berlin, New Jersey

Residence: West Atco, New Jersey

Ht: 5-11 Wt: 236

College: North Carolina St

**PRO:** Aggressive LB who plays the game with enthusiasm and excitement...has a knack for always being around the ball which he displays both at LB and on special teams...worked his way into the starting lineup late in the '96 season...was Buffalo's 3-B selection (96th overall) in the 1995 draft.

**1996:** Was inactive for the first 5 games of the regular season...in his first game of the season he had a crushing tackle on opening kickoff vs. Miami (10/13)...recorded his first defensive tackles of the season at New England (10/27)...was inactive for the 10th and 11th games of the year...had a solid game at Indy (12/1) when he registered 3 TTs, 2 QB pressures and one PD...made a fantastic play at Seattle (12/8) when he hit RB on screen pass to break up pass and nearly caused INT...played his way into the starting lineup for his first start of the season at Miami (12/16) and nearly intercepted his first pass on a tipped ball...recorded 13 tackles in each of the season's last two regular season games...started his first and appeared in his third career postseason game in Wildcard vs. Jacksonville (12/28)...recorded his first career sack on blitz up the middle in the first quarter vs. Jaguars...finished second on the team with 12 TTs vs. Jags.

**1995:** Saw reserve duty and played on special teams in his first NFL game at Denver (9/3)...was inactive for the next three games of the season...dressed but did not play vs. Seattle (10/15)...recorded his first professional defensive tackle at New England (10/23)...played majority of Atlanta game (11/12) at ILB for an injured Cornelius Bennett...started his first career game and led the team with a career-high 13 tackles vs. Houston (12/24)...saw action on special teams in both playoff games.

**COLLEGE/PERSONAL:** Full name—Damien Covington...was the mainstay of the Wolfpack defense for 3 seasons...set the school's all-time record with 457 tackles...All-ACC first-team pick in '94...Defensive Player of the Game after recording 6 solo hits in the Peach Bowl his senior season...All-ACC first-team pick after leading his team and ranking third in the conference with 133 tackles...was named third-team All-American by Football News as a sophomore after ranking second in ACC with 149 tackles in '92...earned his first career start vs. North Carolina and recorded 16 tackles in '92...was selected as ACC Defensive Lineman of the Week as he posted a career-high 23 tackles and returned an INT 27 yards for a TD in the win over Duke in 1992...played in 10 games as a valuable reserve in his freshman season of '91...performed on the Wolfpack wrestling team...member of the '92 squad that finished ninth in the NCAA Championship...was an All-American HM selection at Overbrook (Berlin, NJ) High where he led his team to the Group III state title as a senior...won NJ Wrestler of the Year honors from the Philadelphia Inquirer, posting a 36-0 record with 29 pins in the 189-pound class...also chosen as the Outstanding Wrestler of the state meet, earning All-American honors...majored in Humanities and Social Studies.

COVINGTON *continued*

### COVINGTON'S DEFENSIVE STATS

YEAR	CLUB	G/GS	TT	UT	AT	SACKS	QB PRS	INT	PD	FF	FR
1995	Buffalo	12/1	25	10	15	0	0	0	0	0	0
1996	Buffalo	9/2	46	22	24	0	2	0	4	0	0
<b>TOTALS</b>		<b>21/3</b>	<b>71</b>	<b>32</b>	<b>39</b>	<b>0</b>	<b>2</b>	<b>0</b>	<b>4</b>	<b>0</b>	<b>0</b>

**ADDITIONAL CAREER STATS:** *Special Teams Tackles:* Total—20 (1996-5 UTs, 3 ATs on KO and 1 UT, 1 AT on punt; 1995-4 UTs, 5 ATs on KO and 1 AT on punt).

### PLAYOFFS

YEAR	GAME	G/GS	TT	UT	AT	SACKS	QB PR.	INT	PD	FF	FR
1995	MIAMI	1/0	1	1	0	0	0	0	0	0	0
1995	@Pitts.	1/0	0	0	0	0	0	0	0	0	0
1996	JACKSONVILLE	1/1	12	6	6	1.0	0	0	0	0	0
<b>TOTALS</b>		<b>3/1</b>	<b>13</b>	<b>7</b>	<b>6</b>	<b>1.0</b>	<b>0</b>	<b>0</b>	<b>0</b>	<b>0</b>	<b>0</b>

**ADDITIONAL PLAYOFF STATS:** *Special Teams Tackles:* Total—1 (1 AT on KO @ Pit).



Ht: 6-0 Wt: 190

College: Iowa

## QUINN EARLY

### WIDE RECEIVER

# 88

NFL Years : 10

How Acquired: FA-'96

1996 Games Played/Started: 16/13

Career Games Played/Started: 131/101

Playoff Games Played/Started: 3/3

Birthdate: 4/13/65

Birthplace: West Hempsted, NY

Residence: San Diego, CA

**PRO:** Impressive WR who has the combination of size and speed to make him one of the most viable pass receiving threats in the NFL...runs pass routes to near perfection...most noted for his ability to run after the catch...finished fourth on the Saints' all-time list with 270 receptions for 3,758 yards and 25 receiving TDs...originally drafted by San Diego in the third round (60th overall) in the 1988 draft...signed as a Plan B free agent by New Orleans in the 1991 offseason...signed with Buffalo as an unconditional free agent on 3/8/96.

**1996:** Established himself as a consistent and often explosive performer in his first season in Buffalo...finished the season as the team's second leading receiver...tied for third in AFC with 24 third down receptions...was 19th in conference with 798 receiving yards...led the team with 6 catches for 119 yards vs. New England (9/8)...had the play of the game vs. the Patriots when he recorded a 63-yard TD catch on third-and-23 in the fourth quarter...his second TD of the season came on a 6-yard grab in the third quarter at Philly (11/10)...tied the game at Indy (12/1) with a career-long 95-yard TD reception from Todd Collins; the play set a new team record for longest completion...finished the game at Indy with 113 yards receiving...led the team in receptions with 6 for 79 yards at Seattle (12/8)...reached the 50-reception mark on the season with his 3 catches vs. Kansas City (12/22) and also increased his consecutive games with a reception streak to a team-best 12 games...recorded his first 100-yard receiving postseason game in Wildcard vs. Jacksonville (12/28)...became the eighth Bills' player to record a playoff 100-yard receiving game...led the team with 9 catches for 122 yards vs. Jags.

**1995:** Led the Saints in receiving for the second consecutive season with 81 receptions for 1,087 yards...both numbers are career-highs...ranked 12th in the NFC in receptions...his 1,087 receiving yards ranked 11th in the conference...reception total was third highest in team history, yardage was second-highest in team history and his 8 receiving TDs tied for second best in Saints' history...had a career-best 9 receptions for 150 yards and 2 TDs at Minnesota (11/19)...put together his second 100-yard receiving game when he grabbed 8 passes for 117 yards vs. Green Bay (12/16)...either led or tied for the team lead in receptions on 10 occasions...had a receiving score in 4 straight games (10-13), tying a Saints' record held by two others.



EARLY *continued*

**1994:** Had his most productive season to date when he led the team and finished sixth in the NFC with 82 receptions...second highest reception total in Saints' history...894 receiving yards was 14th in the NFC and second on team...tied for second on the team with 4 TDs...along with Michael Haynes (77 rec.), was part of the third-most productive WR tandem in the NFL...tied a career-high with 8 catches vs. KC (9/4), at San Francisco (9/25), at Minnesota (11/6) and at Denver (12/24)...registered a TD in 3 straight games (5-7)...had a catch in 15 of 16 games.

**1993:** Turned in his finest NFL performance up to that point...established career-highs in receptions (45), receiving yardage (670) and TDs (6)...caught a pass in 14 of 16 games, with at least 2 in each of the first 10 games...both receptions at Atlanta (9/12) went for TDs (18 and 42 yards)...tied a Saints record with a TD catch in 4 straight games (6-9)...accounted for a season-high 98 yards on 4 receptions vs. NY Giants (12/20)...had 7 catches for 25 yards or more for the season.

**1992:** Started all 16 games for the first time in his NFL career...finished third on the Saints with 30 catches for 566 yards and 5 TDs...stepped up as a big-play receiver...had 8 catches for more than 25 yards...caught a pass in all 16 games...hauled in 3 passes for a season high 62 yards, including TDs of 9 and 39 yards at New England (11/8)...caught 7 passes for 93 yards and 1 TD in playoff game vs. Philadelphia (1/3).

**1991:** In his first season in New Orleans he started 12 of the 15 games he played...finished third on the team with 32 catches for 541 yards and 2 TDs...16.9 yard average per catch was highest on the team...caught a pass in all but 2 games he played in...was inactive vs. San Francisco (11/10) with a sprained knee...caught a season-high 5 passes (85 yards) vs. Minnesota (9/22)...had his first 100-yard receiving day of his career vs. Raiders (12/16) when he snared 4 passes for 127 yards...also had a 38-yard TD reception against his former team, San Diego (11/17)

**1990:** Played in 14 games with 4 starts for San Diego...finished the year sixth on the team with 15 catches for 238 yards.

**1989:** Earned starting job by second week of the season, but a sprained knee in the fourth game put him on the injured reserve for the next 10 weeks...limited to just 11 catches for 126 yards on the year...came back for final 2 games and caught a season-high four passes for 38 yards in finale.

**1988:** Started 10 games for Chargers in rookie season and caught a pass in 15 of 16 contests...caught a season-high 5 passes (51 yards) in first career game at Raiders (9/4)...also ran for a career-long 37-yarder in the Raiders game...had a season-high 63 yards to go with his 3 receptions and 1 TD at KC (9/25).

**COLLEGE/PERSONAL:** Full name—Quinn Remar Early...caught 104 passes for 1,819 yards in four years at Iowa...leg Big 10 with 22.3-yard average per catch as a junior...third team All-America his senior season...received his degree in commercial art...awarded all-state honors in track, and all-county accolades in football and basketball as a senior at Great Neck (NY) South High School...talented artist, produced illustrations for Saints 1993 media guide and schedule card, University of Iowa media guide, and a commemorative poster for Iowa football program...also produced a "Pride of New Orleans" poster, the proceeds went to benefit the Leukemia Society of America's Patient-Aid and Research Programs...donated \$5,000 for an educational program for homeless children at Cornerstone Manor in Buffalo...enjoys martial arts...he and his wife Cassandra have two sons, Quinn Cameron (4/8/90) and Chance (3/1/93).

### EARLY'S RECEIVING STATS

YEAR	CLUB	G/GS	REC	YDS	AVG	LG	TD
1988	San Diego	16/10	29	375	12.9	38t	4
1989	San Diego	6/3	11	126	11.5	21	0
1990	San Diego	14/4	15	238	15.9	45t	1
1991	New Orleans	15/12	32	541	16.9	52	2
1992	New Orleans	16/16	30	566	18.9	59t	5
1993	New Orleans	16/15	45	670	14.9	63t	6
1994	New Orleans	16/13	82	894	10.9	33	4
1995	New Orleans	16/15	81	1087	13.4	70t	8
1996	Buffalo	16/13	50	798	16.0	95t	4
<b>TOTALS</b>		<b>131/101</b>	<b>375</b>	<b>5295</b>	<b>14.1</b>	<b>95t</b>	<b>34</b>

**ADDITIONAL CAREER STATISTICS:** *Rushing*—23 Att., 172 yards, 7.5 Avg, 37 LG (1988- 7 for 63 yards, 37 LG; 1989-1 for 19 yards; 1990-0 for 0; 1991-3 for 13; 1992-3 for -1; 1993-2 for 32 yards; 1994-2 for 10 yards; 1995-2 for -3 yards; 1996- 3 for 39). *Kickoff Returns*—1991-9 for 168 yards, 18.7 Avg., 34 LG. *Fumbles*—5 (1988-1, 1991-2, 1993-1, 1995-1). *Two point conversion*—one on pass from J. Kelly at Seattle 12/8/96.

EARLY *continued*

## EARLY'S PLAYOFF RECEIVING STATS

YEAR	GAME	G/GS	REC	YDS	AVG	LG	TD
1991	vs. Atlanta	1/1	5	41	8.2	12	0
1992	vs. Philly	1/1	7	93	13.3	20	1
1996	JACKSONVILLE	1/1	9	122	13.6	25	0
<b>TOTALS</b>		<b>3/3</b>	<b>21</b>	<b>256</b>	<b>12.2</b>	<b>25</b>	<b>1</b>



## JOHN FINA OFFENSIVE LINE

# 70

NFL Years: 6  
 How Acquired: D-1, '92  
 1996 Games Played/Started: 15/15  
 Career Games Played/Started: 74/58  
 Playoff Games Played/Started: 10/6  
 Birthdate: 3/11/69  
 Birthplace: Rochester, MN  
 Residence: Tucson, AZ

Ht: 6-4 Wt: 285  
 College: Arizona

**PRO:** A hard working and well-rounded individual who has many interests outside of football...has taken on the responsibility of playing LT with a straight-forward and no nonsense attitude and the OL has prospered from it...was Buffalo's number one selection (27th overall) of the 1992 Draft.

**1996:** Key member of line which helped Thurman Thomas go over the 1,000-yard rushing mark for an NFL record-tying eighth consecutive year...recovered a fumble by Jim Kelly at mid-field in the first quarter at Giants...recovered fumble by Patriots defender after INT in the first quarter vs. New England (9/8) on a heads-up play when Chris Slade put the ball on the ground and began celebrating before the play was blown dead...helped lead the way to 422 yards in OT victory vs. Indy (10/6)...had the key block on Thurman Thomas' 19-yard TD run in the third quarter vs. Miami (10/13)...helped pave the way to 476 yards of total offense (266 rushing) in victory vs. Washington (11/3)...was inactive vs. NY Jets (11/24) as he suffered from turf toe, snapping his consecutive starts streak at 37 games...helped the offense gain 391 yards in a gritty performance at Seattle (12/8); he left the game with a wrist injury in the second quarter but came back to play the remainder of the game in the third quarter after Glenn Parker sustained an injury and could not return...left the game after a blow to the head with 17 minutes to play vs. KC (12/22)...started his sixth and appeared in his 10th career postseason game in Wildcard vs. Jacksonville (12/28).

**1995:** Established himself as one of the most well-respected LTs in the game...was named the Bills' franchise player on 2/16/96...displayed toughness in starting vs. Carolina (9/10) after hyper-extending elbow previous week...helped lead the way to 426 yards offensively vs. Atlanta (11/12) and 454 yards (222 rushing) at St. Louis (12/10)...paved the way for 208 rushing yards in division-clinching victory over Miami (12/17)...key member of line which opened up running lanes for RBs who finished the day with 341 yards rushing, second highest total in NFL postseason history, vs. Miami in AFC Wildcard game (12/30)...did not miss a start in 18 games on the season.

**1994:** Played well in his second consecutive season as the starting LT...helped the offense pick up 466 yards offensively in the win at New England (9/11), but injured his left knee and missed the next 4 contests...returned to the starting lineup vs. Indianapolis (10/16)...was forced to the sideline late in the Detroit game (11/24) because of an ankle injury, but started the following week in the victory at Miami (12/4) when the offense accumulated 390 yards.

**1993:** Did an outstanding job in just his first year as a starter at LT...was most impressive in pass protection, facing some of the NFL's most feared pass rushers each week, and was not called for a holding penalty or illegal use of hands the entire season...played a very significant role in the OL's achievement of negating a tough Raider (12/5) and Jet (12/26) pass rush with no sacks...started at LT in all 3 playoff games and helped lead the way for Thomas' 186 yards rushing in the championship game (1/23).

FINA continued

**1992:** Gained national recognition early when he caught a 1-yard tackle eligible pass vs. Indy (9/20) on a Sunday night TNT game...the play marked his first TD since 6th grade when he intercepted a pass...played primarily on special teams and showcased his athletic ability by making 4 TTs on the punt coverage unit.

**COLLEGE/PERSONAL:** Full name—John Joseph Fina...was a mainstay on the Arizona offensive line his last 3 seasons and drew 27 starts...versatile player who was used on the defensive line in goal line situations...garnered several academic awards, including the Academic Achievement Award in 1988-91...All Pac-10 second team choice as a senior and academic all-conference choice...moved to OT as a sophomore after recording 11 TTs as a reserve DT in freshman year...all-state OT and DE at Salpointe (Tucson, AZ) HS...father, Charles, is a physician who attended St. John Fisher College...majored in psychology.

#### FINA'S NFL RECORD

YEAR	CLUB	G/GS
1992	Buffalo	16/0
1993	Buffalo	16/16
1994	Buffalo	11/11
1995	Buffalo	16/16
1996	Buffalo	15/15
<b>TOTALS</b>		<b>74/58</b>

**ADDITIONAL CAREER STATISTICS:** 1993—1 rushing att. for -2 yards; 1992—1 reception for a 1-yard TD vs. Indy (9/20/92). *Fumble Recoveries*—2 in 1996.

#### PLAYOFFS

YEAR	G/GS
1992	4/0
1993	3/3
1995	2/2
1996	1/1
<b>TOTALS</b>	<b>10/6</b>



## DAVE HACK

### OFFENSIVE LINE

# 62

Ht: 6-6 Wt: 277  
College: Maryland

NFL Years: 1  
How Acquired: FA-'96  
1996 Games Played/Started: 0/0  
Career Games Played/Started: 0/0  
Playoff Games Played/Started: 0/0  
Birthdate: 4/22/72  
Birthplace: Holland, NY  
Residence: Holland, NY

**PRO:** Big, strong OL with the size and strength to make quality contributions to the offensive line...aggressive performer who deploys an attacking style...originally signed with Miami as an undrafted FA in '95...had 2 separate stints with Buffalo in '96.

**1996:** Was waived by the Bills after three preseason games...was re-signed to the Buffalo Developmental squad on 11/27/96 where he spent the remainder of the season.

**1995:** Signed by Miami as an undrafted FA prior to training camp...waived by the Dolphins on 8/21/95.

**COLLEGE/PERSONAL:** Full name—David Michael Hack...a 3-year starter at Maryland...started all 11 games at RG as a senior...key member of OL which paved the way for school to lead the ACC in passing as a junior...did not play in '92...played in every game with 7 starts as a freshman...All-Catholic League first-team selection as a TE at St. Francis (Hamburg, NY) High...All-Western New York first-team pick and was named to the Northeastern United States Top 40 All-American squad...majored in kinesiology.



**PHIL HANSEN**  
**DEFENSIVE END**

90

Ht: 6-5 Wt: 278  
College: North Dakota St.

NFL Years: 7  
How Acquired: D-2, '91  
1996 Games Played/Started: 16/16  
Career Games Played/Started: 89/83  
Playoff Games Played/Started: 13/10  
Birthdate: 5/20/68  
Birthplace: Ellendale, ND  
Residence: Hamburg, NY

**PRO:** A steady and solid LDE who has developed into one of the top defensive linemen in the NFL...his run stopping ability equals his fearless pass rushing prowess...plays with a tremendous amount of desire and is one of Buffalo's hardest workers...was drafted in the second round of the 1991 draft (54th pick overall) by the Bills.

**1996:** Was named to the All-Pro team by Sports Illustrated...his 132 tackles on the season marked a new Bills record for tackles by a defensive lineman...the 132 tackles are a career-high and ranked second on the team behind ILB Chris Spielman...he and Bruce Smith combined to have 21.5 sacks, ranking fourth in the league among sacking duos...made one of the key plays of the home opener when he stopped Dave Meggett for no gain on third-and-goal from the Bills' 2-yard line with 4 seconds left in the game and the Bills holding a 7-point lead vs. New England (9/8)...blocked a FG in the third quarter at Pittsburgh (9/16)...his 11 TTs vs. Indianapolis (10/6) led the team...tied Ted Washington for team lead with 13 TTs vs. Miami (10/13)...came up with a big sack on Jeff Blake on third down in the second quarter vs. Cincinnati (11/17)...his 1.5 sacks vs. NY Jets (11/24) gave him 35 for his career...combined with Bruce Smith to sack Frank Reich on the last play of the first half vs. Jets, forcing a fumble which Smith recovered...had one of the hardest hits of the day when he nailed the Jets' RB on a screen pass for a 6-yard loss to the NY 2-yard line...made 2 plays to end the first half at Miami (12/16), first by standing the RB up for no gain on first down, then sacking Marino to close the second quarter...recovered Steve Bono's third quarter fumble which led to a Bills' FG in playoff clinching victory over KC (12/22)...started his 10th and played in his 13th career postseason in Wildcard vs. Jacksonville (12/28).

**1995:** Finished third on the team in recording a career high 10 sacks...registered his first 100+ tackle performance...teamed with Bryce Paup and Bruce Smith to form the top sacking trio in '95 with 38 sacks (Paup 17.5, Smith 10.5)...was second on the team with 2 sacks vs. Indy (9/17)...recorded his 300th career tackle at Miami (10/29)...had his second multi-sack game of the season when he sacked Jets' QB Boomer Esiason twice (11/19)...came out of New England game (11/26) in the second quarter with back spasms...displayed incredible toughness by playing majority of game at San Francisco (12/3) in pain with recurring back spasms...went over the 100+ tackle mark for the first time in his career at St. Louis (12/10)...his 1.5 sacks vs. Miami (12/17) gave him 9 for the season, establishing a new career-best...became the fourth Bills' player in history to record 10+ sacks in a season when he recorded his 10th vs. Houston (12/24)...nailed QB Dan Marino as he released the ball in the second quarter of the Wildcard game vs. Miami (12/30), forcing the ball to go into the air where Marlo Perry intercepted it...dropped RBs for a loss on consecutive plays in the first quarter at Pittsburgh (1/6).

**1994:** Finished second on squad in sacks with 5.5 and third in QB Pressures with 10...was also second in FFs (2) for the defensive unit...enjoyed playing against the Jets as he tied for the team lead in tackles in both games (10, 9/4 and 9, 11/6)...made his first sack of the season on John Elway (9/26)...his pressure on Packer QB Brett Favre led to a holding call in the end zone that resulted in a safety and a nine-point lead late in the game...recorded 1.5 of Buffalo's 2 sacks at Detroit (11/24)...blocked a FG attempt in at the Colts (12/24).

**1993:** Suffered a sprained foot at Dallas (9/12) and missed the next 5 games...made 2 sacks at Pittsburgh (11/15)...returned to the starting lineup at Indy (11/21)...blocked his first FG vs. Raiders (12/5)...made second FF of the season at Indy (1/2) on the goal line to prevent a TD...started at LDE in all 3 playoff games, but was forced to leave S.B.XXVIII early with a hip injury.

HANSEN *continued*

**1992:** Posted some very impressive numbers in his first season as a full-time starter at LDE...finished second in team sacks with 8...tied for PD lead among defensive linemen with 3...ended the regular season with a streak of 6 consecutive games with a sack, tying Bruce Smith's team record from '86...made some outstanding plays in the playoffs, including leading the team with 11 TTs vs. Houston (1/3) and batting a Dan Marino pass skyward before snatching it out of the air for a key INT in the championship game (1/17).

**1991:** Capped off his rookie year with accolades including being named to All-Rookie teams by Pro Football Writers, Football News and Football Digest...of the 12 defensive linemen drafted in front of him, only Green Bay's Esera Tuaolo made more starts (Tuaolo-16, Hansen-10)...recorded his first NFL start against Pittsburgh (9/8) for the injured Bruce Smith...was injured the following week at the Jets (9/15) late in the game with a severely sprained right ankle...was one of two inactive players the following 2 weeks (at Tampa Bay and vs. Chicago)...returned to the starting lineup the following week (10/7) at Kansas City...recorded his first NFL sack vs. New England (11/24)...played well on special teams coverage units.

**COLLEGE/PERSONAL:** Full name—Philip Allen Hansen...named Small College Defensive Lineman of the Year by the NFL Draft Report...picked as All-America first team by Football Gazette in junior and senior years at North Dakota State...recorded a sack in every game but one in his senior year and led the team in PDs (17) his junior year...was named National Defensive Player of the Week by the Football Gazette vs. Millersville in his sophomore year...came back the following week vs. Cal State-Sacramento to win the same honors...was a two-time all-conference selection at Oakes (ND) HS, playing DL, LB, OL and RB...was an agricultural economics major with a minor in business and maintained a 3.08 grade point average.

### HANSEN'S DEFENSIVE STATS

YEAR	CLUB	G/GS	TT	UT	AT	SACKS	QB PR.	INT	PD	FF	FR
1991	Buffalo	14/10	40	29	11	2	3	0	0	2	1
1992	Buffalo	16/16	64	47	17	8	4	0	3	1	0
1993	Buffalo	11/9	43	31	12	3.5	14	0	0	2	0
1994	Buffalo	16/16	85	61	24	5.5	9	0	1	2	0
1995	Buffalo	16/16	110	73	37	10.0	18	0	0	0	1
1996	Buffalo	16/16	132	90	42	8.0	16	0	4	1	2
<b>TOTALS</b>		<b>89/83</b>	<b>474</b>	<b>331</b>	<b>143</b>	<b>37.0</b>	<b>64</b>	<b>0</b>	<b>8</b>	<b>8</b>	<b>4</b>

**ADDITIONAL CAREER STATISTICS:** *Special Teams Tackles*—1991 (2 TTs-1 UT, 1 AT on KOs); *Blocked FGs*—1993 (vs. Raiders); 1994 (at Indy); 1996 (at Pitts.)

### PLAYOFFS

YEAR	GAME	G/GS	TT	UT	AT	SACKS	QB PR.	INT	PD	FF	FR
1991	K.C., Den., S.B.	3/0	1	0	1	0	0	0	0	0	0
1992	HOUSTON	1/1	11	10	1	1	0	0	0	0	0
1992	@Pittsburgh	1/1	3	2	1	0	0	0	1	0	0
1992	@Miami	1/1	2	2	0	1	1	1	0	0	0
1992	S.B.XXVII	1/1	3	3	0	0	0	0	0	0	1
1993	RAIDERS	1/1	6	4	2	0	0	0	0	0	0
1993	K.CITY	1/1	6	5	1	1	0	0	0	0	0
1993	S.B.XXVIII	1/1	2	2	0	0	0	0	0	0	0
1995	MIAMI	1/1	11	9	2	0	2	0	0	0	0
1995	@Pittsburgh	1/1	10	5	5	0	0	0	0	0	0
1996	JACKSONVILLE	1/1	5	4	1	0	2	0	0	0	0
<b>TOTALS</b>		<b>13/10</b>	<b>60</b>	<b>46</b>	<b>14</b>	<b>3</b>	<b>5</b>	<b>1</b>	<b>1</b>	<b>0</b>	<b>1</b>



Ht: 6-3 Wt: 230  
College: Washington

## BILLY JOE HOBERT QUARTERBACK

# 8

NFL Years: 3  
How Acquired: Trade-'97  
1996 Games Played/Started: 8/3  
Career Games Played/Started: 12/5  
Playoff Games Played/Started: 0/0  
Birthdate: 1/8/71  
Birthplace: Puyallup, WA  
Residence: Alameda, CA

**PRO:** Strong, athletic young quarterback...displays confident, aggressive demeanor...will compete for the starting QB job in training camp...spent previous 3 seasons with the Raiders after being drafted by them in the third round of the 1993 draft...acquired by the Bills for a third round draft choice in 1997.

**1996:** Appeared in 8 games for the Raiders, starting 3...finished the season 57 of 104 for 667 yards with a 54.8 completion percentage and 4 TDs...longest completion was 51 yards to Kenny Shedd vs. Seattle (12/22)...saw action as backup punter on (11/24) at Seattle and vs. Miami (12/1)...credited with 9 punts for 371 yards, 41.7 avg. and 53 LG...began season as starter at Baltimore (9/1) for an injured Jeff Hostetler ...finished the game 17 of 26 for 192 yards and 2 TDs...his longest TD pass of the season was a 28-yarder to Kenny Shedd vs. San Diego (9/22).

**1995:** Appeared in 4 games with 2 starts after spending first 12 games of the season as emergency QB...finished the season 44 of 80 for 540 yards and 6 TDs...took first career NFL snap vs. KC (12/3) and completed 5 of 11 passes for 118 yards and 2 TDs...made first NFL start in game vs. Pittsburgh (12/10) and completed 20 of 37 passes for 162 yards...longest completion was an 80-yard TD pass to Tim Brown at Seattle (12/17).

**1994:** Spent entire season as designated third QB for Raiders and did not see league action.

**1993:** At 22, was youngest player on Raiders roster...was designated emergency QB all season and did not see any game action.

**COLLEGE/PERSONAL:** Full name—Billy Joe Hobert...completed collegiate career ninth on University of Washington's all-time list with 3,028 yards passing...led the team to 17 straight victories as starter over final 2 college seasons...played in 8 games in 1992, starting first 5 contests...completed 71 of 136 passes for 716 yards, 5 TDs while adding 129 yards and 2 TDs rushing...as sophomore he paced Washington to 12-0 record and National Championship in 1991...finished the season 173 of 285 for 2,271 yards and a school-record 22 TDs...added 5 scores rushing and punted 16 times for 617 yards...completed 18 of 34 passes for 192 yards, 2 TDs, and added another score on 2-yard run to receive co-MVP honors in Rose Bowl victory over Michigan...named Conference Player of the Week after completing 23 of 40 passes for 283 yards, with 2 rushing TDs, in victory over Nebraska...in 1990 he played in 6 games, including Rose Bowl...he threw 3 passes vs. Iowa for the season...was a Prep All-America QB as a senior at Puyallup (Washington) High...2-time All-State performer, who completed 312 of 585 passes for 5,480 yards and state-record 61 TDs during high school career...earned 3 letters in football, also played DB and averaged 40.2 yards per punt and converted 33 PATs and 1 FG his senior year...added 4 letters in basketball and baseball...drafted in 16th round by the Chicago White Sox as outfielder...batted .302 in short stint with White Sox minor league club in 1993...he and his wife, Danielle, have three daughters.

### HOBERT'S PASSING STATS

YEAR	CLUB	G/GS	ATT	COMP	YDS	PCT	TD	INT	LG	SACKS
1993	Raiders			DNP						
1994	Raiders			DNP						
1995	Raiders	4/2	80	44	540	55.0	6	4	80t	3-11
1996	Raiders	8/3	104	57	667	54.8	4	5	51	9-52
<b>TOTAL</b>		<b>12/5</b>	<b>184</b>	<b>101</b>	<b>1207</b>	<b>54.9</b>	<b>10</b>	<b>9</b>	<b>80t</b>	<b>12-63</b>

QB Ratings: Career—72.8; 1996-67.3; 1995-80.2

**ADDITIONAL CAREER STATS—Rushing**—5 for 18 yds, 3.6 avg., 14 LG (1996-2 for 13 yds, 6.5 avg., 14 LG; 1995-3 for 5 yds, 1.7 avg.)

**Punting**—1996-9 for 371 yds, 41.2 avg., 35.1 net, 53 LG.



**JOHN HOLECEK**  
**LINEBACKER**

52

Ht: 6-2 Wt: 238  
College: Illinois

NFL Years: 1  
How Acquired: D-5, '95  
1996 Games Played/Started: 0/0  
Career Games Played/Started: 1/0  
Playoff Games Played/Started: 0/0  
Birthdate: 5/7/72  
Birthplace: Steger, IL  
Residence: Champaign, IL

**PRO:** Impressive athlete who has a nose for the ball...aggressive defender who is tough against the run...has showed tremendous promise in playing time that has been limited by injuries...will challenge for one of ILB slots in '97...drafted by the Bills in the fifth round (144th) of the 1995 draft.

**1996:** Suffered a season-ending injury to his right knee in the Bills' first preseason game of the year vs. Washington (8/2)...was placed on Injured Reserve for the season on 8/16/96.

**1995:** Placed on physically unable to perform list for the first 12 weeks of the season with a hamstring injury...put on active roster as of Week 13 but was inactive for every game until final week of regular season vs. Houston (12/24)...played in his first career game vs. Oilers (12/24) and made his presence felt...laid huge hit on WR across the middle to cause incomplection in the third quarter vs. Houston...dropped Oiler RB for one-yard loss in the third quarter...was inactive for Bills' 2 postseason games.

**COLLEGE/PERSONAL:** Full name—John Francis Holecek...finished career ranked fifth on the Illinois all-time list with 401 tackles, surpassing Hall of Fame great Dick Butkus, with 374...All-Big 10 second team in '94...All-Big 10 first team selection after finishing second on the team with 101 tackles in '93...joined fellow LB Dana Howard in sharing team's Defensive Player of the Year Award in '92...finished second on the squad with 137 tackles in '92...played in 6 games at ILB and made 62 tackles in '91...redshirted as a freshman in '90...was Defensive Player of the Year as a senior by the Star-Tribune at Marian Catholic (IL) High...was also named Player of the Year by the Hammond Times and all-state by the Champaign-Urbana News Gazette...lettered 3 times in baseball and once in wrestling...was an accounting major for most of his Illini career, but ended up graduating in finance.

**HOLECEK'S DEFENSIVE STATS**

YEAR	CLUB	G/GS	TT	UT	AT	SACKS	QB PR.	INT	PD	FF	FR
1995	Buffalo	1/0	7	5	2	2	0	0	0	0	0
1996	Buffalo		DNP-Injured Reserve								
<b>TOTAL</b>		<b>1/0</b>	<b>7</b>	<b>5</b>	<b>2</b>	<b>2</b>	<b>0</b>	<b>0</b>	<b>0</b>	<b>0</b>	<b>0</b>



**DARICK HOLMES**  
**RUNNING BACK**

44

Ht: 6-0 Wt: 226  
College: Portland St.

NFL Years : 3  
How Acquired: D7b-'95  
1996 Games Played/Started: 16/1  
Career Games Played/Started: 32/3  
Playoff Games Played/Started: 3/0  
Birthdate: 7/1/71  
Birthplace: Pasadena, CA  
Residence: Orchard Park, NY

**PRO:** Versatile RB with the size and speed to play either FB or HB...punishing back with the ability to run over potential tacklers...Bills second pick in the 7th round of the '95 draft.

# BUFFALO BILLS

HOLMES *continued*

**1996:** Named AFC Offensive Player of the Week for his performance vs. Washington (11/3)...picked up first down on consecutive third down runs in the fourth quarter vs. New England (9/8)...his 37-yard run in the second quarter vs. Dallas (9/22) was his longest run of the season...had a clutch 10-yard pickup to the Colts' 22-yard line to set up the game-winning FG in OT vs. Indianapolis (10/6)...scored his first TD of the season on a tough 1-yard run in the fourth quarter at Jets (10/20)...displayed toughness on his 6-yard TD reception in the third quarter at New England (10/27); he made the catch one play after dislocating his finger but stayed in the game and provided Buffalo's first TD of the night...his 122 yards rushing vs. Redskins (11/3) marked the highest single game output of his career...his 3 rushing TDs vs. 'Skins were the most for his career and marked the seventh time a Bills' rusher has gotten 3+ TDs in a game...carried the ball 30 times for 96 yards at Indy (12/1) in his only start of the season for an injured Thurman Thomas...saw action in his third career postseason game in Wildcard vs. Jacksonville (12/28).

**1995:** Named to Football Digest's "Sweet 16" Rookie Team...his 4.06 avg. per rush ranked him ninth among NFL RBs (min. 160 carries)...his 1,711 all-purpose yards were the second highest total by a rookie in team history (Joe Cribbs - 1,793)...his 799 KO return yardage is also the second highest total in team history (Max Anderson - 971)...scored the first rushing TD of his career vs. Carolina (9/10)...caught his first 2 NFL passes at Cleveland (10/2)...his 42-yard KO return vs. Jets (10/8) is his career-best...made his first career start for an injured Thurman Thomas at Miami (10/29)...had his first career 100+ yard rushing game vs. Atlanta (11/12)...made a fantastic run after the catch for a 47 yard pickup, longest of his career, at NY Jets (11/19)...his 38 yard TD run at St. Louis (12/10) is the longest run of his career...his 2 TDs at St. Louis was his first multiple-TD game...made a tough 34-yard pickup on third down in the Wild Card game vs. Miami (12/30)...had a 21-yard TD run vs. Miami where he broke through and eluded 6 potential Dolphins' tacklers for his first postseason score...had 124 all-purpose yards in Divisional playoff at Pitts. (1/6).

**COLLEGE/PERSONAL:** Full name—Darick Holmes...began his collegiate career as a receiver at Pasadena College...All-West Region first-team choice in '94 after ranking fourth in Division II scoring, averaging 11.41 points per game...earned national Player of the Week honors from USA Today for his 281 yards rushing with 3 TDs and 5 passes for 40 yards in win over Angelo State...ranked 19th in the nation in scoring with an average of 8.0 points per game in '93...played TB and receiver at John Muir (Pasadena, CA) High and was all-conference...majored in sociology.

## HOLMES' RUSHING STATS

YEAR	CLUB	G/GS	ATT	YARDS	AVG	LG	TD
1995	Buffalo	16/2	172	698	4.1	38t	4
1996	Buffalo	16/1	189	571	3.0	37	4
<b>TOTALS</b>		<b>32/3</b>	<b>361</b>	<b>1269</b>	<b>3.5</b>	<b>38t</b>	<b>8</b>

## HOLMES' RECEIVING STATS

YEAR	CLUB	REC	YDS	AVG	LG	TD
1995	Buffalo	24	214	8.9	47	0
1996	Buffalo	16	102	6.4	20	1
<b>TOTALS</b>		<b>40</b>	<b>316</b>	<b>7.9</b>	<b>47</b>	<b>1</b>

**ADDITIONAL CAREER STATS:** *Kickoff Returns*—1995 (39 for 799 yds, 20.5 avg., 42 LG).

## HOLMES' PLAYOFF RUSHING STATS

YEAR	GAME	G/GS	ATT	YARDS	AVG	LG	TD
1995	MIAMI	1/0	15	87	5.8	34	1
1995	@Pitts.	1/0	4	14	3.5	12	0
1996	JACKSONVILLE	1/0	9	10	1.1	7	0
<b>TOTALS</b>		<b>3/0</b>	<b>28</b>	<b>111</b>	<b>4.0</b>	<b>34</b>	<b>1</b>

## HOLMES' PLAYOFF RECEIVING STATS

YEAR	GAME	REC	YARDS	AVG	LG	TD
1995	MIAMI	0	0	0	0	0
1995	@Pitts.	0	0	0	0	0
1996	JACKSONVILLE	1	11	11.0	11	0
<b>TOTALS</b>		<b>0</b>	<b>0</b>	<b>0</b>	<b>0</b>	<b>0</b>

**ADDITIONAL PLAYOFF STATS:** *Kickoff Returns*—1995 (8 for 137 yds, 17.1 avg., 27 LG).





**KEN IRVIN**  
**CORNERBACK**

**27**

Ht: 5-10 Wt: 182  
College: Memphis

NFL Year : 3  
How Acquired: D4a-'95  
1996 Games Played/Started: 16/1  
Career Games Played/Started: 32/4  
Playoff Games Played/Started: 3/0  
Birthdate: 7/11/72  
Birthplace: Lindale, GA  
Residence: Rome, GA

**PRO:** Excellent coverage man who plays well on run support...has the ability to step into difficult situations and excel...possess excellent speed and athletic ability...was the Bills first of 3 fourth round picks in the '95 draft.

**1996:** Primary DB in nickel and dime situations...recovered fumble on Patriots' 15-yard line on kickoff coverage in the first quarter vs. New England (9/8)...saw extensive action in second half vs. Pats for an injured Jeff Burris...had his only start of the season for Burris at Pittsburgh (9/16)...blanketed intended receiver on third down in the first quarter to force incomplection vs. Dallas (9/22)...played the majority of the second half for a shaken up Burris vs. Cincinnati (11/17)...recorded his first career sack on a corner blitz on third down in the first quarter vs. Bengals...made a spectacular tackle on punt coverage late in the fourth quarter at Indianapolis (12/1) when he hit the punt returner as he caught the ball for a 2-yard loss...had 2 PDs in playoff-clinching victory vs. Kansas City (12/22)...saw action in his third career postseason game in Wildcard vs. Jacksonville (12/28).

**1995:** Played well in dime situations before being pressed into a starting role in final 2 games of the regular season...recorded the first defensive tackle of his career at Cleveland (10/2)...started the first game of his career vs. Atlanta (11/12) when Bills opened in a dime defense...started vs. Miami (12/17) and made a great play on first down in the second quarter to knock pass away for incomplection...started his second consecutive game in place of injured Marlon Kerner vs. Houston (12/24)...saw action in nickel and dime coverages in every game...made a great play to knock third down pass away in the end zone in the fourth quarter of the playoff game vs. Miami (12/30)...had his first career INT late in the fourth quarter of the Wild Card game.

**COLLEGE/PERSONAL:** Full name—Kenneth Irvin...started 9 games at LCB for the Tigers his senior season...started every game at RCB in '93 and led the team with 11 PDs...played at RCB and drew one start in '92...earned Player of the Week honors by Sports Illustrated, The Sporting News and Football News for his 4 blocked punts vs. Arkansas...the 4 blocked punts set a new NCAA record...was 1 of 4 true freshmen to earn a letter...appeared in 9 games with the KO coverage unit...was an all-state selection at Pepperell (Lindale, GA) High...played QB his senior season and gained 1500 all-purpose yards, throwing 7 TD passes and rushing for 8...also returned 5 punts for TDs and one KO 95 yards for a TD...three-time all-state performer in track in the high hurdles...majored in criminal justice.

**K. IRVIN'S DEFENSIVE STATS**

YEAR	CLUB	G/GS	TT	UT	AT	SACKS	PRS	INT	PD	FF	FR
1995	Buffalo	16/3	21	17	4	0	0	0	1	0	0
1996	Buffalo	16/1	23	17	6	2.0	2	0	7	0	0
<b>TOTALS</b>		<b>32/4</b>	<b>44</b>	<b>34</b>	<b>10</b>	<b>2.0</b>	<b>2</b>	<b>0</b>	<b>8</b>	<b>0</b>	<b>0</b>

**ADDITIONAL CAREER STATS:** *Special Teams Tackles*—14 TTs (1996-2 UT and 4 AT on KO, 2 UT and 3 ATs on punt; 1995-2 UT and 1 AT on KO).

**PLAYOFFS**

YEAR	GAME	G/GS	TT	UT	AT	SACKS	QB PR.	INT	PD	FF	FR
1995	MIAMI	1/0	5	3	2	0	0	1	2	0	0
1995	@Pitts.	1/0	0	0	0	0	0	0	0	0	0
1996	JACKSONVILLE	1/0	1	1	0	0	0	0	1	0	0
<b>TOTALS</b>		<b>3/0</b>	<b>6</b>	<b>4</b>	<b>2</b>	<b>0</b>	<b>0</b>	<b>1</b>	<b>3</b>	<b>0</b>	<b>0</b>

**ADDITIONAL PLAYOFF STATS:** *Special Teams Tackles*—1 UT on punt in 1996.



## RAY JACKSON CORNERBACK

# 31

Ht: 5-10 Wt: 189

College: Colorado State

NFL Year : 2

How Acquired: D5-'96

1996 Games Played/Started: 12/0

Career Games Played/Started: 12/0

Playoff Games Played/Started: 1/0

Birthdate: 2/17/73

Birthplace: East Chicago, IN

Residence: Denver, CO

**PRO:** Smooth DB who has a penchant for making the big play...excellent anticipation makes him a productive interceptor...saw action in passing situations in '96...breaks on the ball well...selected by the Bills with their fifth round pick of the '96 draft.

**1996:** Was inactive for first 2 games of the season...was active at Pittsburgh (9/16) but did not play...was inactive vs. Dallas (9/22)...saw his first career action on special teams vs. Indianapolis (10/6)...saw most extensive defensive action of the season vs. Cincinnati (11/17) as he became the dime back when Ken Irvin replaced a shaken up Jeff Burris at CB...his one solo tackle vs. Bengals was the first of his career...came up with his first career INT in the fourth quarter vs. NY Jets (11/24)...had a nice solo tackle on punt return for no gain in the fourth quarter at Seattle (12/8)...had 2 special teams tackles in his first career postseason game in Wildcard vs. Jacksonville (12/28).

**COLLEGE/PERSONAL:** Full name—Raymond DeWayne Jackson...finished his collegiate career as the all-time leader in INTs at Colorado State with 18...total ranks third in WAC history...was first-team All-WAC in '95...holds CSU record for INT return yardage with 336 yards...named to the College Football Association's Good Works team for his volunteer efforts with the elderly and local underprivileged youths...led the team with 6 INTs and was honorable mention All-WAC in '94...blocked punt and returned it 30 yards for the score vs. New Mexico in '94...had 4 TTs and 1 INT in '94 Holiday Bowl vs. Michigan...earned honorable mention All-WAC after leading the team with 5 INTs in '93...tied the WAC record and set a school record when he returned an INT 100 yards for the score at UTEP...played in team's final 8 games after suffering a foot injury in preseason drills which kept him out of 4 contests in '92...one of state's most highly touted prep players at Montbello (Denver, CO) High...all-state honoree as a DB in '90...all-conference as a tailback and DB...majored in social work.

### JACKSON'S DEFENSIVE STATS

YEAR	CLUB	G/GS	TT	UT	AT	SACKS	PRS	INT	PD	FF	FR
1996	Buffalo	12/0	7	6	1	0	0	1	1	0	0

**ADDITIONAL CAREER STATS:** *Special Teams Tackles*—10 TTs; 3 UT and 5 ATs on kickoff, 1 UT and 1 AT on punt.

### PLAYOFFS

YEAR	GAME	G/GS	TT	UT	AT	SACKS	QB PR.	INT	PD	FF	FR
1996	JACKSONVILLE	1/0	0	0	0	0	0	0	0	0	0

**ADDITIONAL PLAYOFF STATS:** *Special Teams Tackles*—1 UT and 1 AT on kickoff

## DID YOU KNOW?

The first kickoff ever in Rich Stadium history was returned for a touch-down. In a preseason game on August 17, 1973, Washington's Herb Mul-Key took John Leypoldt's opening kick two yards deep in the end zone and returned it 102 yards for a TD. Ironically, the first TD scored by a Buffalo player in a regular season game at Rich Stadium came on a kickoff return. Wallace Francis returned a Tom Dempsey kickoff 101 yards for a score on October 7, 1973 vs Philadelphia.



## JIM JEFFCOAT DEFENSIVE END

# 77

Ht: 6-5 Wt: 280  
College: Arizona St.

NFL Years: 15  
How Acquired: UFA, '95  
1996 Games Played/Started: 16/0  
Career Games Played/Started: 220/128  
Playoff Games Played/Started: 15/3  
Birthdate: 4/1/61  
Birthplace: Cliffwood, NJ  
Residence: Orchard Park, NY

**PRO:** Continues to be one of the most respected pass rushers in the NFL...his 102 career sacks rank him 12th all-time in the NFL...ironman who has never missed a game in his career (220 regular season and 15 postseason)...an unquestioned locker room leader...is a valuable asset to the younger members of the defensive unit.

**1996:** His 5 sacks on the season doubled his total from '95...had his first sack of the season on third down in the third quarter at NY Giants (9/1)...was awarded game ball for his efforts in victory against his former team, Dallas (9/22)...supplied intense pressure to Jim Harbaugh in OT victory vs. Indianapolis (10/6)...recorded his second sack of the season in the first quarter vs. Miami (10/13)...recorded his 100th career sack in the first quarter at Philadelphia (11/10)...played in 234th consecutive game vs. KC (12/24)...had 2 solo tackles and 2 QB pressures in his 13 plays in Wildcard playoff vs. Jacksonville (12/28)...had Mark Brunell sacked at the one-yard line when Brunell threw ball away and was flagged for intentional grounding on third down in the first quarter vs. Jaguars.

**1995:** Recorded a sack of John Elway in his first game as a Bill at Denver (9/3)...recorded his 700th career tackle vs. Carolina (9/10)...forced a fumble on his sack vs. Jets (10/8)...played in his 200th career game vs. New England (11/26)...laid a crushing block on Cornelius Bennett's 69-yard INT return for a TD vs. Patriots...started his first game as a Bill at San Francisco (12/3) and led the team with 5 QB pressures...dropped Steelers' RB for a 15-yard loss in the fourth quarter of play-off game at Pittsburgh (1/6).

**1994:** Finished second behind Charles Haley (12.5) for team lead in sacks with 8.0...recorded a tackle, a sack and 2 QB Pressures vs. Philadelphia (10/16) and forced Randall Cunningham to fumble on the Eagles opening drive of the game...made the team's only sack vs. Arizona (10/9)...recorded 4 tackles and 3 sacks vs. Pittsburgh (9/4), the most sacks since he posted 3 in the 1989 season finale vs. Green Bay (12/24)...added another sack and 5 more QB Pressures in the playoffs.

**1993:** His 41 tackles led all non-starters along the defensive line...also finished second in QB Pressures with 26...put together his finest game of the season in the final regular season game at the Giants when he led the defensive line with 7 tackles, 2 sacks, a FF and 3 QB Pressures...in postseason play he went on to make at least a half a sack in all 3 games...posted 3 tackles, a half a sack, a tackle for a loss and 3 QB Pressures against the Bills in Super Bowl XXVIII...teamed up with Haley to sack Jim Kelly for a 13-yard loss on a key third-down play.

**1992:** Became a pass-rush specialist without playing every down and led the team in sacks and was ninth in the NFC with 10.5...that total was the highest since his 11.5 in 1989 and was more than he had the 2 previous years combined...led the team in tackles for a loss with 6 and tied for the lead in FFs with 3...was named to Pro Football Weekly's All-Backup Team...also played some downs at tackle, the first time at that position since 1986...had a multiple-sack game against Seattle, his first since '89...then recorded 2 more against the Raiders 2 weeks later (10/25)...earned 2 starts in mid-season for an injured Haley and recorded a sack in 5 consecutive games, the most since Ed Jones had 6 in 1982.

**1991:** Tied for the team lead among defensive linemen in batted passes with five...tied for third on the team in QB Pressures with 14...one of his tipped passes went for a Dallas TD when he hit a Boomer Esiason pass that linebacker Dixon Edwards returned 36 yards for the score against Cincinnati (10/13)...came up with one of the Cowboys' biggest plays of the year when he teamed with LB Ken Norton to throw Giants' RB Rodney Hampton for a five-yard loss deep in Cowboy territory, forcing New York to settle for a FG in the Dallas win.

*JEFFCOAT continued*

**1990:** Suffered a compound fracture in his right hand against New Orleans (12/2), but stayed in the game and recorded 2 key tackles behind the line of scrimmage...still managed to finish second on the team in QB Pressures with 28, despite being limited in his final 3 weeks of the season due to the hand injury...was second among defensive linemen in tackles with 65...recorded the sixth double digit tackle game of his career with 10 stops at the NY Giants (9/30).

**1989:** Recorded a career-high 100 tackles...had a 12-tackle performance vs. Philadelphia (11/23), his best since making 13 stops against Washington in 1985...Also scored his fourth career TD when he rambled 77 yards with a recovered fumble against Washington (9/24)...in the season finale against the Packers (12/24), he tallied 3 sacks, the most by a Cowboys' player since 1987.

**1988:** Had his third best season in the tackle department by recording 80...led the team in FFs with 3.5, three of which led to Dallas scores.

**1987:** Tackle and sack totals were down due the strike, posting just 44 and 5, respectively...returned a Phil Simms pass, which was tipped by Ed Jones, 26 yards for the TD.

**1986:** Put together a remarkable season that included a career-high 14 sacks...in comparison, Bruce Smith has had 14 sacks in two different seasons, 15 in another and 19 in his best seasonal total.

**1985:** Recorded a single-game club record with his 5 sacks at the Redskins...intercepted Giants' QB Phil Simms for the first time when Jones tipped a pass that Jeffcoat caught and ran 65 yards for the score.

**1984:** Posted 82 tackles, the second best of his career, in just his second season of play...also made 11.5 sacks, which would later be tied as third best in his career...started all 16 games which included his first NFL start in Week One...first NFL TD came when he fell on a fumble in the end zone to send the game into OT against New Orleans.

**1983:** Played in all 16 games as a rookie...amazingly recorded 2 sacks to go along with just 3 tackles...saw action in Dallas' one playoff game.

**COLLEGE/PERSONAL:** Full name—James Wilson Jeffcoat...was a three-year starter at Arizona State who earned All-Pac 10 and honorable mention All-America honors...anchored the 1982 Sun Devil defense that led the nation...was named ASU's outstanding defensive player in the 1983 Fiesta Bowl victory over Oklahoma by recording 16 tackles, a FF and a sack...was named to the All-time Fiesta Bowl team in 1991...was inducted into the Arizona State Hall of Fame on 10/22/94...earned All-America honors at Matawan (NJ) Regional High...also lettered in wrestling...in 1991 his high school retired his jersey (#79) and he was also awarded the New Jersey Sportswriter's Association Unsung Hero Award for his community service in 1991...was the Cowboys' 1986, '87, '90 and '92 Man of the Year nominee...was recognized for his efforts with Special Olympics, Make-A-Wish Foundation, the Leukemia Society, Children's Cancer Fund and the Boys Clubs during his years in Dallas...earned his bachelor's degree in communications and his Masters in Business Administration from ASU...he and his wife, Tammy, have a son, Jaren (10/1/87) and twins, Jackson and Jacqueline (12/26/90).

**JEFFCOAT'S DEFENSIVE STATS**

YEAR	CLUB	G/GS	TT	UT	AT	SACKS	PRS	INT	PD	FF	FR
1983	Dallas	16/0	3	3	0	2	-	0	0	0	0
1984	Dallas	16/16	82	50	32	11.5	-	0	2	1	1^
1985	Dallas	16/16	77	50	27	12	-	1*	1	1	2
1986	Dallas	16/16	65	46	19	14	-	0	2	1	2
1987	Dallas	12/12	44	30	14	5	-	1**	3	1	2
1988	Dallas	16/15	80	52	28	6.5	-	0	1	3.5	0
1989	Dallas	16/16	100	65	35	11.5	42	0	3	0	3^^
1990	Dallas	16/13	65	42	23	3.5	28	0	2	1	1
1991	Dallas	16/16	70	36	34	4	14	0	5	2	0
1992	Dallas	16/3	42	23	19	10.5	16	0	1	3	0
1993	Dallas	16/3	41	23	18	6	26	0	1	1	0
1994	Dallas	16/0	29	15	14	8	23	0	3	1	0
1995	Buffalo	16/2	23	15	8	2.5	26	0	1	1	0
1996	Buffalo	16/0	21	13	8	5.0	12	0	0	0	0
<b>TOTALS</b>		<b>220/128</b>	<b>742</b>	<b>463</b>	<b>279</b>	<b>102.0</b>	<b>187</b>	<b>2</b>	<b>25</b>	<b>16.5</b>	<b>11</b>

\*Returned a INT 65 yards for a TD vs. NY Giants (Simms)

\*\*Returned a INT 26 yards for a TD vs. NY Giants (Simms)

^Recovered a fumble in the end zone for a TD vs. New Orleans

^^Ran 77 yards for a TD on a FR vs. Washington

JEFFCOAT *continued*

YEAR	GAME	G/GS	TT	PLAYOFFS			SACKS	PRS	INT	PD	FF	FR
				UT	AT							
1983	Dallas	1/0	0	0	0	0	0	0	0	0	0	0
1985	Dallas	1/1	8	6	2	0	-	0	1	0	0	0
1991	Dallas	2/2	7	4	3	1	3	0	1	0	0	0
1992	Dallas	3/0	8	7	1	2	5	0	0	2	0	0
1993	Dallas	3/0	8	5	3	2.5	6	0	1	0	0	0
1994	Dallas	2/0	2	2	0	1	5	0	0	0	0	0
1995	Buffalo	2/0	5	5	0	0	5	0	0	0	0	0
1996	Buffalo	1/0	2	2	0	0	2	0	0	0	0	0
<b>TOTALS</b>		<b>15/3</b>	<b>40</b>	<b>31</b>	<b>9</b>	<b>6.5</b>	<b>26</b>	<b>0</b>	<b>3</b>	<b>2</b>	<b>0</b>	<b>0</b>



## JEROLD JEFFCOAT

### DEFENSIVE LINE

# 93

Ht: 6-2 Wt: 315  
College: Temple

NFL Years: 1  
How Acquired: FA-'97  
1996 Games Played/Started: 0/0  
Career Games Played/Started: 0/0  
Playoff games Played/Started: 0/0  
Birthdate: 8/30/69  
Birthplace: Cliffwood, NJ  
Residence: Chandler, AZ

**Pro:** Possesses the size and strength to contend for a spot on the Bills' defense...originally signed with the NY Giants prior to their '93 training camp...released by the Giants prior to the season...was in the Saints' camp in '94 and the Jets' camp in '95...played for Scotland of the World League in the spring of '95...signed to Bills' practice squad on 10/18/96...re-signed with Buffalo on 4/25/97.

**1996:** Signed to the Bills' Developmental Squad on 10/18 and remained there through the remainder of the season...prior to signing with Buffalo, he was a member of the Tampa Bay Storm, 1996 Arena League champions.

**COLLEGE/PERSONAL:** Full name—Jerold Jeffcoat...2-time letter winner for the Temple Owls...recorded a career-high 74 TTs as a starter his senior season...transferred to Temple from Mesa (AZ) Community College...brother of Bills' DE Jim Jeffcoat...earned all-shore honors and helped lead Keyport (NJ) High to the state football championship as a senior...also competed in track and field and wrestling...wife's name—Beverly.



## LONNIE JOHNSON

### TIGHT END

# 84

Ht: 6-3 Wt: 240  
College: Florida St

NFL Years: 4  
How Acquired: D-2B '94  
1996 Games Played/Started: 16/15  
Career Games Played/Started: 42/32  
Playoff Games Played/Started: 3/3  
Birthdate: 2/14/71  
Birthplace: Miami, FL  
Residence: Hamburg, NY

**PRO:** His tremendous athletic skills and excellent hands compliment his speed which adds the deep threat to the TE position in the Bills' passing attack...has shown improvements in each season in the league...was selected with Buffalo's second choice in the second round of the 1994 draft.

**1996:** Finished third on the team with 46 receptions...had a clutch reception on third-and-6 with 2 defenders covering him to pick up the first down in OT win at Giants (9/1)...made a great run after the catch for a season-long 33-yard gain on a second quarter reception vs. Dallas (9/22)...led the team with 6 catches for a season-

JOHNSON *continued*

high 90 yards at NY Jets (10/20)...had the key block on Darick Holmes' TD-run vs. Washington (11/3)...did not start for the only time over the past 2 seasons vs. NY Jets (11/24) because team opened up with 4 WRs...had a clutch first down reception on third-and-2, picking up 21 yards at Seattle (12/8)...tied for second on the team with 3 receptions in his third career postseason game in Wildcard vs. Jacksonville (12/28).

**1995:** Continued to make steady improvements in all phases of his game in his first season as a starter...received game ball for his efforts vs. Seattle (10/15) and Atlanta (11/12)...his 7 catches for 38 yards vs. Indy (9/17) established a personal high for receptions in a game...then equaled his single game reception high when he caught 7 passes for 74 yards vs. Seattle (10/15)...scored the first TD of his career on a two-yard reception in the third quarter vs. Seattle...had a spectacular 52-yard reception, the longest of his career, in the fourth quarter at San Francisco (12/3)...finished the regular season with 11 consecutive games with a reception...started his first career postseason game in Wildcard vs. Miami (12/30)...led the team with 5 receptions in playoff game at Pittsburgh (1/6).

**1994:** Gained valuable experience in his rookie season as an understudy at TE...all 3 receptions occurred in the win at Miami (12/4) and received a game ball for his efforts...added 2 special teams tackles on KOs during the season...also helped cause a fumble on KO coverage at Houston (9/18)...made first NFL start at Indy (12/24).

**COLLEGE/PERSONAL:** Full name—Lonnie Demetrius Johnson...was a major player in Florida State's passing game while posting career marks of 43 catches for 555 yards, a long of 78 and 10 TDs...his 78-yard reception was the longest for a TE in the school's history and he performed the feat twice...was all-south and second team all-state at Miami (FL) High...majored in criminology...plans to begin studying to become an evangelist for The Churches of Christ...wife's name—Ushanda...has a son, Tyrone (10/21/90).

### L. JOHNSON'S RECEIVING STATS

YEAR	CLUB	G/GS	REC	YDS	AVG	LG	TD
1994	Buffalo	10/1	3	42	14.0	21	0
1995	Buffalo	16/16	49	504	10.3	52	0
1996	Buffalo	16/15	46	457	9.9	33	0
<b>TOTALS</b>		<b>42/32</b>	<b>98</b>	<b>1003</b>	<b>10.2</b>	<b>52</b>	<b>0</b>

**ADDITIONAL CAREER STATISTICS:** *Special Teams Tackles*—2 TTs (1994: 2 UTs on KOs).

### L. JOHNSON'S PLAYOFF RECEIVING STATS

YEAR	GAME	G/GS	REC	YDS	AVG	LG	TD
1995	MIAMI	1/1	0	0	0	0	0
1995	@Pittsburgh	1/1	5	28	5.6	8	0
1996	JACKSONVILLE	1/1	3	27	9.0	14	0
<b>TOTALS</b>		<b>3/3</b>	<b>8</b>	<b>55</b>	<b>6.9</b>	<b>14</b>	<b>0</b>



## HENRY JONES

### SAFETY

NFL Years: 7

How Acquired: D-1, '91

1996 Games Played/Started: 5/5

Career Games Played/Started: 81/66

Playoff Games Played/Started: 10/7

Birthdate: 12/29/67

Birthplace: St. Louis, MO

Residence: Roswell, GA

Ht: 5-11 Wt: 198

College: Illinois

# 20

**PRO:** One of the premier strong safeties in the AFC who was selected to the '92 Pro Bowl after his first season as a starter...has size and speed to cover tight ends as well as wide receivers with the best in the league...the number one choice (26th overall) of the Bills in the 1991 Draft.

**1996:** Recorded his highest tackle total of the season when he got 11 in season-opener at NY Giants (9/1)...was significant factor in holding All-Pro TE Ben Coates to just 3 catches for 31 yards vs. New England (9/8)...laid a huge hit on Herschel Walker in the first quarter to break up pass vs. Dallas (9/22)...fractured his left tibia in the third quarter vs. Indianapolis (10/6) and did not return...was placed on Injured Reserve for the season on 10/10.

# BUFFALO BILLS

JONES continued

**1995:** Registered his first 100+ tackle season despite missing 3 games with an injury to his right knee...recorded his 13th career INT in the season opener at Denver (9/3)...started his 50th career game and saved a potential TD when he knocked pass away in the end zone on third down vs. Carolina (9/10)...led the team with a career-high 18 tackles at New England (10/23)...recovered a crucial fumble in the fourth quarter at Indy (11/5)...blocked a 49-yard FG in the fourth quarter vs. Atlanta (11/12)...huge hit on 49ers receiver after he caught the ball on third down to force fumble at San Francisco (12/3)...was inactive with knee injury beginning with game at St. Louis (12/10) through remainder of the season.

**1994:** Again was the fifth-leading tackler and first among secondary with 87 TTs...recorded his 11th career INT against Kansas City (10/30) and became 7th player in team history to reach 400 yards in career INT return yardage...12th career INT came at Pittsburgh (11/14)...made his third career sack at Indy (12/24).

**1993:** Was the fifth leading tackler and first among secondary with 83 TTs...has played in every game since signing in '91...made first career sack at Dallas (9/12)...INT vs. Giants (10/3) was returned 85 yds. for a TD, matching the fourth longest return in Bills history...recorded his first career safety vs. Indy (11/21)...his INT saved a possible Chiefs TD late in the second quarter of the championship game (1/23).

**1992:** Made his first season as a starter a memorable one by being selected to the Pro Bowl as the starting SS...named to All-Pro teams by The Sporting News, Associated Press, College and Pro Football Newsweekly and Pro Football Writers Association...also made All-AFC teams named by the Football News, Pro Football Weekly and UPI...his 263 INT return yardage for a single season ranks fifth in NFL history...tied with Minnesota's Audray McMillan for the NFL INT title with 8...was Bills' second leading tackler with 92...had an impressive first career start by picking off 2 Jim Everett passes (9/6)...became the first Bill to return 2 INTs for TDs in a single game when he did so vs. Indy (9/20)...picked off his seventh pass at Miami (11/16) and returned it 22 yards to list him first in the club's record book for most return yardage off INTs in a single season with 236...came up with a big INT vs. Houston (1/3) in playoffs.

**1991:** Was activated on 9/7/91 after missing all of training camp in a contract dispute...his playing time was hampered in his rookie season because he missed most of training camp after not signing until 8/30/91...saw limited action on special teams the first couple of weeks before moving into the nickel slot with an injury to James Williams at Tampa Bay (9/22)...had his best game vs. the Jets (12/1) when he recorded 3 UTs...made his first PD at Miami (11/18)...made 2 special teams tackles in the playoffs, including 1 UT in S.B.XXVI.

**COLLEGE/PERSONAL:** Full name—Henry Jones...played CB for the University of Illinois and was an All-Big Ten first team selection as a junior and second team as a senior...was a semi-finalist for the Jim Thorpe Award, given to the best DB in the country...allowed only 2 TDs in his last 26 collegiate games...was an All-American Honorable Mention selection by The Sporting News as a junior...earned All-Metro and all-state honors as a senior at University HS in St. Louis...has a degree in psychology.

## JONES' DEFENSIVE STATS

YEAR	CLUB	G/GS	TT	UT	AT	SACKS	PRS	INT	PD	FF	FR
1991	Buffalo	15/0	8	8	0	0	0	0	1	0	0
1992	Buffalo	16/16	92	75	17	0	3	8	16	2	2
1993	Buffalo	16/16	83	67	16	2	1	2	12	3	1
1994	Buffalo	16/16	87	63	24	1	1	2	6	1	1
1995	Buffalo	13/13	114	58	56	0	0	1	8	0	1
1996	Buffalo	5/5	38	21	17	0	0	0	1	0	0
<b>TOTALS</b>		<b>81/66</b>	<b>422</b>	<b>292</b>	<b>130</b>	<b>3</b>	<b>5</b>	<b>13</b>	<b>44</b>	<b>6</b>	<b>5</b>

**ADDITIONAL CAREER STATISTICS:** *Special Teams Tackles:* 13 (1991—6 UTs, 7 ATs, 1 FR, 1 FG block).

## PLAYOFFS

YEAR	GAME	G/GS	TT	UT	AT	SACKS	PRS	INT	PD	FF	FR
1991	K.C.,Den.,S.B.	3/0	0	0	0	0	0	0	0	0	0
1992	HOUS.	1/1	3	3	0	0	0	1	3	0	0
1992	@Pitts.	1/1	4	3	1	0	0	0	1	0	0
1992	@Miami	1/1	2	1	1	0	0	0	0	0	0
1992	S.B.XXVII	1/1	5	3	2	0	0	0	1	0	0
1993	RAIDERS	1/1	5	3	2	0	0	0	1	0	0
1993	K.CITY	1/1	3	3	0	0	0	1	0	0	0
1993	S.B.XXVIII	1/1	7	4	3	0	0	0	1	0	0
1995	MIAMI		Inactive-Knee								
1995	@Pitts.		Inactive-Knee								
1996	JACKSONVILLE		DNP-IR								
<b>TOTALS</b>		<b>10/7</b>	<b>29</b>	<b>20</b>	<b>9</b>	<b>0</b>	<b>0</b>	<b>2</b>	<b>7</b>	<b>0</b>	<b>0</b>

**ADDITIONAL PLAYOFF STATS:** *Special Teams Tackles:* 1991-2 (1 UT, 1 AT).



## MARLON KERNER CORNERBACK

# 46

Ht: 5-10 Wt: 190  
College: Ohio State

NFL Years : 3  
How Acquired: D3a-'95  
1996 Games Played/Started: 15/0  
Career Games Played/Started: 29/5  
Playoff Games Played/Started: 2/2  
Birthdate: 3/18/73  
Birthplace: Columbus, OH  
Residence: Columbus, OH

**PRO:** Plays with poise and confidence beyond his years...excellent coverage man...plays well on special teams...provides quality depth to the defensive backfield...was the 76th player taken in the 1995 draft.

**1996:** Made a great play on punt coverage in season opener at Giants (9/1) when he caught punt on fly at Giants 4-yard line...picked up a blocked FG in fourth quarter at Pittsburgh (9/16) and nearly returned it for TD...made a tough play when he knocked ball away at last second on third-and-5 vs. Washington (11/3)...had one of his best days as a professional as he recorded his first career INT, first career sack and one PD at Philadelphia (11/10)...his INT came on a key fourth down play in second quarter at Eagles...made a TD-saving tackle at Bills' one-yard line at the end of a 56-yard gain by former college teammate Joey Galloway at Seattle (12/8)...was inactive for season finale and Wildcard playoff with groin injury.

**1995:** Was the nickel or dime back over the first 9 games of the season...played exceptionally well as a rookie starter in Weeks 11-15 before injuring his leg at St. Louis (12/10) and was inactive for the final 2 games of the regular season...broke up pass along sideline to save a potential TD at Cleveland (10/2)...made his first career start vs. Atlanta (11/12) and was awarded a game ball after knocking 2 passes away inside the Bills' 10-yard line in the game...started both postseason games.

**COLLEGE/PERSONAL:** Full name—Marlon Kerner...started at wide-side corner his junior and senior seasons...made some All-Big 10 lists in 1994...recorded 9 tackles and 2 PDs vs. Alabama in the Citrus Bowl his senior season...returned an INT 100 yards for the score in the 1993 victory over Purdue...blocked a FG in the 1993 win over Penn State...blocked another FG vs. Wisconsin...posted 7 tackles in win over BYU in the Holiday Bowl his junior year...played in every game in 1992...played in 11 games as a backup CB in '91...batted away a fourth-and-goal pass in the end zone to preserve a 23-15 win over Louisville in '91...was an all-state QB at Brookhaven (Columbus, OH) High...played in the Ohio North-South All-Star game...ran in the state finals as a sprinter in his last 2 years...honor roll student...majored in business at OSU.

### KERNER'S DEFENSIVE STATS

YEAR	CLUB	G/GS	TT	UT	AT	SACKS	PRS	INT	PD	FF	FR
1995	Buffalo	14/5	32	20	12	0	0	0	12	2	0
1996	Buffalo	15/0	12	10	2	1.0	0	1	6	0	0
<b>TOTALS</b>		<b>29/5</b>	<b>44</b>	<b>30</b>	<b>14</b>	<b>1.0</b>	<b>0</b>	<b>1</b>	<b>18</b>	<b>2</b>	<b>0</b>

**ADDITIONAL CAREER STATISTICS:** *Special Teams Tackles:* 13 (1996—1 UT and 4 ATs on KO, 3 UTs and 1 AT on punt; 1995—4 UTs on KO).

### PLAYOFFS

YEAR	GAME	G/GS	TT	UT	AT	SACKS	PRS	INT	PD	FF	FR
1995	MIAMI	1/1	4	2	2	0	0	0	2	0	0
1995	@Pitt.	1/1	3	3	0	0	0	0	1	0	0
1996	JACKSONVILLE	DNP-Groin									
<b>TOTALS</b>		<b>2/2</b>	<b>7</b>	<b>5</b>	<b>2</b>	<b>0</b>	<b>0</b>	<b>0</b>	<b>3</b>	<b>0</b>	<b>0</b>

**ADDITIONAL PLAYOFF STATS:** *Special Teams Tackles:* 1991-2 (1 UT, 1 AT).





**CORBIN LACINA**  
**OFFENSIVE LINE**

68

Ht: 6-4 Wt: 297  
 College: Augustana (SD)

NFL Years : 4  
 How Acquired: D-6, '93  
 1996 Games Played/Started: 12/2  
 Career Games Played/Started: 39/15  
 Playoff Games Played/Started: 2/0  
 Birthdate: 11/2/70  
 Birthplace: Woodbury, MN  
 Residence: Woodbury, MN

**PRO:** Was the Bills' sixth round selection in the '93 Draft (167th overall)...has great strength...professional attitude and work ethic are keys to his success.

**1996:** Came in for an injured Ruben Brown late in the first quarter at NY Giants (9/1) and played the rest of the game...started next 2 games of season for Brown...played on kickoff return team for majority of season...filled in for a shaken up Ruben Brown at New England (10/27) and vs. Cincinnati (11/17)...played for an injured Jerry Ostroski in the second half vs. NY Jets (11/24)...suffered a groin injury vs. Jets in the fourth quarter and did not return...placed on the Injured Reserve on 11/30 with groin injury.

**1995:** Started first 3 games of the season at RG...split time with Jerry Ostroski at RG the remainder of the season...member of the offensive line which was awarded game ball at Cleveland (10/2)...key member of line which paved the way for 426 total yards vs. Atlanta (11/12) and 454 total yards (222 rushing) at St. Louis (12/10)...part of offensive line which led the way for 341 rushing yards, second highest total in NFL postseason history in playoff game with Miami (12/30)...saw action at RG in playoff game at Pittsburgh (1/6).

**1994:** Stepped to the forefront by starting 10 of the 11 games he played during the '94 season...saw action in his first NFL game on opening day vs. the Jets (9/4) and became the starting LG the following week at New England (9/11)...was awarded a game ball after the win over New England as he helped the offense accumulate 466 total yards...remained the starting LG until he suffered a foot injury late in the Packer game (11/20) and was on the inactive list the next 4 games...was placed on IR for the final game, at Indianapolis (12/24).

**1993:** Was a member of the Bills' Developmental Squad for 1993 and was moved to the 53-man active roster (12/30) for the season finale at Indy (1/2), but was inactive for the game...did not see action in any of the playoff contests.

**COLLEGE/PERSONAL:** Full name—Corbin Lacina...a 3-year starter for Augustana (S.D.)...was a college all-american and conference MVP...was a Metro team performer in the Minnesota High School All-Star game out of Cretin-Derham Hall (MN) High...excelled in football and hockey...grew up a Redskins fan and chose Joe Jacoby as his favorite player...ironically, he became a Bills fan after Super Bowl XXVI, a game that saw Washington defeat Buffalo in his home state of Minnesota...he was then drafted by the Bills the following year...majored in business administration.

LACINA'S NFL RECORD

YEAR	CLUB	G/GS
1994	Buffalo	11/10
1995	Buffalo	16/3
1996	Buffalo	12/2
<b>TOTALS</b>		<b>39/15</b>
	PLAYOFFS	
<b>TOTALS</b>		<b>G/GS - 2/0</b>



## COREY LOUCHIEY

### OFFENSIVE LINE

# 72

Ht: 6-8 Wt: 305  
College: South Carolina

NFL Years : 3  
How Acquired: D-3B, '94  
1996 Games Played/Started: 16/4  
Career Games Played/Started: 29/7  
Playoff Games Played/Started: 3/0  
Birthdate: 10/10/71  
Birthplace: Greenville, SC  
Residence: Orchard Park, NY

**PRO:** Has great size and the potential to be a real force on the OL for the Bills...has shown steady improvement...adds quality depth to the offensive line...was the second of two third-round draft choices for Buffalo in 1994.

**1996:** Member of kickoff return team for majority of the season...came in for an injured Glenn Parker in second half at Pittsburgh (9/16)...started his first game of the season for Parker vs. Dallas (9/22)...was awarded game ball for his tremendous effort after starting for injured Parker at Philadelphia (11/10)...he didn't know he was starting at Philly until Saturday night before the game and then went out and held William Fuller in check for most of the contest...started second consecutive game at RT at Cincinnati...started at LT for injured John Fina and was key factor in holding NY Jets (11/24) to no sacks...came in at RT for injured Parker late in the second quarter at Seattle (12/8)...played final 17 minutes vs. Kansas City (12/22) for a shaken up Fina...saw action in his third career postseason contest in Wildcard vs. Jacksonville (12/28).

**1995:** Came in late in the first half to replace an injured John Fina in season opener at Denver (9/3)...saw action late vs. Carolina (9/10)...did not play next 2 games...played entire second half for injured Glenn Parker vs. Jets (10/8)...made first career start for injured Glenn Parker vs. Seattle (10/15) and was rewarded with a game ball for his play...also started for Parker next two weeks...did not play at NY Jets (11/19)...was on kickoff return team at St. Louis (12/10) through remainder of season...had his first KO return for 13 yards vs. Miami (12/17)...saw action on special teams in both playoff games.

**1994:** Dressed for the Houston (9/18), Denver (9/26), Chicago (10/2) and Miami (10/9) games, but did not see any action...was one of the two inactive players for the other 12 games.

**COLLEGE/PERSONAL:** Full name—Corey Louchiey...was an excellent pass blocker at South Carolina...began his collegiate career as a DT...started every game his senior year at RT...played his way into the starting lineup midway through the Tennessee game in his junior year...was redshirted in 1991...originally enrolled at Tennessee, but did not play and transferred to South Carolina...was an All-American selection by Super Prep magazine, adding all-state, all-area and all-conference honors at Carolina (Greenville, SC) High...finished second in the Upper Carolina State HS meet in the discus (158'0")...majored in retailing at South Carolina...wife's name—Nicole.

#### LOUCHIEY'S NFL RECORD

YEAR	CLUB	G/GS
1994	Buffalo	DNP
1995	Buffalo	13/3
1996	Buffalo	16/4
<b>TOTALS</b>		<b>29/7</b>

#### PLAYOFFS

YEAR	G/GS
1995	2/0
1996	1/0
<b>TOTALS</b>	<b>3/0</b>



## MANNY MARTIN DEFENSIVE BACK

# 21

Ht: 5-11 Wt: 184  
College: Alabama State Residence: Opa Locka, FL

NFL Years: 2  
How Acquired: FA-'96  
1996 Games Played/Started: 16/1  
Career Games Played/Started: 16/1  
Playoff Games Played/Started: 1/0  
Birthdate: 7/31/69  
Birthplace: Miami, FL

**PRO:** Quality DB who has shown the ability to perform under pressure...originally signed with Houston as an undrafted FA in '92...waived by Oilers during training camp...re-signed with Houston prior to '93 camp...spent 3 weeks of '93 season on active roster and remainder of season on Oilers' practice squad...waived by Houston in '94 training camp...signed with Buffalo as a FA-'96.

**1996:** Showed run-stopping capabilities when he came up in support on third-and-7 to stop RB short of the first down vs. New England (9/8)...was named AFC Defensive Player of the Week for his 2 INT performance in victory vs. Dallas (9/22)...returned his first career INT 31-yards to the Cowboys' 9-yard line to set up Steve Christie's game-winning FG...was the leader amongst the secondary with 9 TTs vs. Indianapolis (10/6)...started his only game of he season vs. Indy...had 4 TTs in 17 defensive plays in season finale vs. Kansas City (12/22)...saw his first career postseason action in AFC Wildcard vs. Jacksonville (12/28).

**1995:** Played 17 games for the Ottawa Rough Riders of the Canadian Football League.

**1994:** Played for Ottawa of the CFL.

**1993:** Spent 3 weeks on the Houston Oilers' active roster and the remainder of the season on their practice squad.

**COLLEGE/PERSONAL:** Full name—Emanuel C. Martin...was a two-time All-SWAC first-team selection at Alabama State...his 17 career INTs established a school record for Alabama State...his 7 INTs in his junior season marked the second highest single-season total in school history...named Defensive MVP of the Magic City Classic...attended Miami (FL) Central Sr. High.

### MARTIN'S DEFENSIVE STATS

YEAR	CLUB	G/GS	TT	UT	AT	SACKS	QB	PRS	INT	PD	FF	FR
1996	Buffalo	16/1	36	25	11	0	0	0	2	6	0	0

**ADDITIONAL CAREER STATISTICS:** *Special Teams Tackles*—3 TTs (3 UTs on KO in '96).

### PLAYOFFS

YEAR	GAME	G/GS	TT	UT	AT	SACKS	QB	PRS	INT	PD	FF	FR
1996	JACKSONVILLE	1/0	0	0	0	0	0	0	0	0	0	0

## BUFFALO PRO FOOTBALL HISTORY

Year	Name	League
1920	All-Americans	American Football League
1921-23	All-Americans	National Football League
1924-25	Bisons	National Football League
1926	Rangers	National Football League
1927-29	Bisons	National Football League
1940	Indians	American Football League
1941	Tigers	American Football League
1946	Bisons	All-America Football Conference
1947-49	Bills	All-America Football Conference
1960-69	Bills	American Football League
1970-97	Bills	National Football League



Ht: 6-5 Wt: 215  
College: Alabama

## CHRIS MOHR PUNTER

NFL Years : 8  
How Acquired: FA-'91  
1996 Games Played/Started: 16/0  
Career Games Played/Started: 111/0  
Playoff Games Played/Started: 13/0  
Birthdate: 5/11/66  
Birthplace: Atlanta, GA  
Residence: Thomson, GA

# 9

**PRO:** Nicknamed "Hang Time" by his teammates because of his ability to enable the punt coverage unit more downfield time by adding extra hang time on the ball...enters the '97 season having never had a punt blocked while wearing a Bills jersey...signed by the Bills as a FA 6/6/91 after originally being drafted by Tampa Bay in the sixth round in 1989...led the World League in its 1991 inaugural season in punting with a 42.7 average as a member of the Montreal Machine...was selected to the 1991 All-World League Team on the First Team Specialists.

**1996:** Led the AFC with a career-high 27 punts inside the 20...was second in the AFC with 25 fair catches forced...his 80-yard punt vs. Miami (10/13) was the NFL's longest of the year...his 4,194 yards punting established a new career single-season best...held on PATs and FGs beginning in the second half of season opener...established a new career high with 11 punts vs. Indianapolis (10/6)...received game ball for his punting vs. Colts in which his 11 punts were returned for only 26 yards...his 4 punts at Miami (12/16) had such hang time that 3 were fair caught and 1 was a TB, allowing for no return yards...his 5 punts vs. KC (12/22) gave him 101 for the season setting a new team record which was held by Paul Maguire who had 100 in 1968...went over the 2,000 yard mark in postseason punting yardage with his 5 punts for 216 yards in Wildcard game vs. Jacksonville (12/28).

**1995:** Led the NFL in forced fair catches with 30...35% (30 of 86) of his punts resulted in fair catches...had the second fewest punts returned (23) in the NFL...received game ball for his outstanding punting at NY Jets (11/19)...had the first punt of his Bills' career returned for a TD by the Browns' Derrick Alexander at Cleveland (10/2)...boomed a 60-yard punt, longest of the season, vs. Atlanta (11/12) down to the Falcons' 4-yard line...his 56-yard punt in the playoffs vs. Miami (12/30) was the longest of his career in the postseason...dropped a 50-yard punt inside the Steelers' 10-yard line in divisional playoff at Pittsburgh (1/6).

**1994:** Was named the AFC's Special Teams Player of the Week when he tied a team record by placing 5 of 6 punts inside the 20 at New England (9/11)...punted another season-high of 7 times at Pittsburgh (11/14)...recorded his season best net with a 47.0 average vs. Kansas City (10/30)...was awarded a game ball for his potentially game-saving tackle of Glyn Milburn on a punt return in the win over Denver (9/26).

**1993:** His 19 punts inside the 20 was a career high at the time...32% (24 of 74) of his punts resulted in fair catches...recorded his only tackle of the season at Kansas City (11/28)...had a strong performance vs. Raiders (12/5) with 4 punts over 5 seconds hang time...punted well in all 3 playoff games.

**1992:** Put together an impressive season that his 42.2 average did not always show...forced 18 FCs, more than doubling what Bills punt returners recorded...has the distinction of being one of the punters in the NFL's first game in which a single punt did not occur in game at San Francisco (9/13)...had one of his best and most unusual days as a pro at the Raiders (10/11) when he punted for a 49.6 avg., made a key FR on punt coverage and rushed 11 yards for a first down on 4th and 9 at the Bills goal line.

**1991:** Beat out incumbent Rick Tuten and several others in training camp to become the Bills punter and booted very well in the tricky Buffalo winds...was the only punter in the AFC to have more fair catches than returns, which aided in the Bills' number one NFL ranking for punt coverage (3.5 yards per return)...was credited with a pass completion when he dumped the ball off to Pete Metzelaars on an aborted punt attempt vs. the Jets (12/1).

# BUFFALO BILLS

MOHR continued

**1990:** Was knocked out of his Tampa Bay job by Mark Royals and did not record a punt attempt during the season.

**1989:** Consensus All-Rookie selection by UPI, College and Pro Football Newsweekly and Pro Football Weekly for his 39.4 average...posted a 40.6 average for 9 punts at Minnesota (10/1)...had his season-best 45.6 average (6 punts) in rematch with Vikings (11/12)...nailed season-long 58-yarder vs. New Orleans (9/24)...held for all PATs and FGs and became the first Buc non-kicker to score a PAT when he ran for one vs. Chicago (10/8) after taking a high snap.

**COLLEGE/PERSONAL:** Full name—Christopher Garrett Mohr...finished his collegiate career at Alabama as the Crimson Tide's all-time leading punter...set the school record for most punts (203) and most yards punted (8,635) while maintaining a 42.5 average...held for PAT and FG attempts and threw a TD pass vs. Kentucky in his senior year...punted for a school record 52.4 average against Auburn...nailed a 73-yarder vs. Notre Dame, which ranked as the eighth longest in Tide history...hosts a punting and kicking camp at Alabama in late spring...was a standout QB and punter at Briarwood Academy in Thomson, GA...rushed for over 1,000 yards and passed for 700 as a senior...also earned prep honors in basketball, baseball and golf...hails from the same hometown (Thomson, GA) as former Raider punter Ray Guy...played at Augusta National when he was a 16-year old and shot a 79...graduated with a degree in criminal justice and was a second team Academic All-SEC choice as a senior...is active in a Cerebral Palsey program in Buffalo entitled "Chris Mohr's Fair Catch for C.P." in which he donates \$200 for every fair catch he causes...finished 4th in the NFL/National Cutting Horse Assoc.'s Super Cutting competition...Chris and his wife, Kim, have a son, Garrett (11/24/92).

## MOHR'S PUNTING STATS

YEAR	CLUB-G	PUNTS	YARDS	AVG	TB	IN 20	LG	BLK
1989	Tampa Bay-16	84	3,311	39.4	3	10	58	2
1990	DNP							
1991	Buffalo-16	54	2,085	38.6	4	12	58	0
1992	Buffalo-15	60	2,531	42.2	7	13	61	0
1993	Buffalo-16	74	2,991	40.4	4	19	58	0
1994	Buffalo-16	67	2,799	41.8	3	13	71	0
1995	Buffalo-16	86	3,473	40.4	7	21	60	0
1996	Buffalo-16	101	4,194	41.5	13	27	80	0
<b>TOTALS</b>	<b>111</b>	<b>526</b>	<b>21,384</b>	<b>40.7</b>	<b>41</b>	<b>115</b>	<b>80</b>	<b>2</b>

**ADDITIONAL CAREER STATISTICS:** *Special Teams Tackles*—3 TT (1993-1

AT; 1994-1 UT; 1995-1 UT); 1 FR @Raiders (10/11/92); 1 rush for 11 yds and a 1st down @ Raiders(10/11/92).

## PLAYOFFS

YEAR	GAME	PUNTS	YARDS	AVG	TB	IN 20	LG	BLK
1991	K.CITY	3	100	33.3	0	1	43	0
1991	DENVER	8	304	38.0	1	0	49	0
1991	S.B.XXVI	6	210	35.0	0	4	53	0
1992	HOUSTON	2	70	35.0	0	1	35	0
1992	@Pittsburgh	4	169	42.3	0	0	48	0
1992	@Miami	2	69	34.5	0	1	39	0
1992	S.B.XXVII	3	136	45.3	0	1	48	0
1993	RAIDERS	3	109	36.3	0	0	39	0
1993	K. CITY	4	133	33.2	0	2	41	0
1993	S.B.XXVIII	5	188	37.6	0	1	52	0
1995	MIAMI	4	138	34.5	1	0	56	0
1995	@Pittsburgh	5	199	39.8	0	2	49	0
1996	JACKSONVILLE	5	216	43.2	0	1	53	0
<b>TOTALS</b>		<b>54</b>	<b>2,041</b>	<b>37.8</b>	<b>2</b>	<b>14</b>	<b>56</b>	<b>0</b>

## MOST FAIR CATCHES FORCED IN 1996:

Rank	Player	Team	Fair-Catches
1	Mitch Berger	Minnesota	28
T2	CHRIS MOHR	BUFFALO	25
	Dan Stryzinski	Atlanta	25
	Rohn Stark	Carolina	25
T5	John Jett	Dallas	23
	Louie Aguiar	Kansas City	23



## SEAN MORAN DEFENSIVE END

# 98

Ht: 6-3 Wt: 255  
College: Colorado State

NFL Years : 2  
How Acquired: D-4, '96  
1996 Games Played/Started: 16/0  
Career Games Played/Started: 16/0  
Playoff Games Played/Started: 1/0  
Birthdate: 6/5/73  
Birthplace: Denver, CO  
Residence: Aurora, CO

**PRO:** Instinctive DE who plays with intensity and emotion...has good initial quickness and uses his hands well...solid contributor on special teams...Bills fourth choice in 1996.

**1996:** His 14 tackles on kickoff were second on the team only to Mark Pike's 17...appeared in all 16 regular and one postseason game in his first season...recorded the first defensive tackle of his career when he had 2 solos at Pittsburgh (9/16)...recorded the first QB pressure of career when he hit Jim Harbaugh in the third quarter vs. Indianapolis (10/6)...saw his first career post-season action in Wildcard vs. Jacksonville where he recorded a UT on his only play of the game.

**COLLEGE/PERSONAL:** Full name—Sean Farrell Moran...finished career ranked sixth in Colorado State history with 16 career sacks...first-team All-WAC in '94 and '95...combined with teammate Brady Smith for 43 sacks, the second highest 2-player total in school history...started all 11 games and the Holiday Bowl in 1995...third team All-American by both AP and UPI in '94...second on the team with 7 sacks...scored game-winning TD at Arizona by returning a fumble for a school-record 77 yards...moved to DE for spring drills in '93...was named honorable mention all-conference after finishing the '93 season with 45 TTs and 3 sacks...played in all 12 games in 1992...redshirted in 1991...named All-Centennial League player and to All-State squads at Overland (Aurora, CO) High...majored in social science.

### MORAN'S DEFENSIVE STATS

YEAR	CLUB	G/GS	TT	UT	AT	SACKS	QB PR.	INT	PD	FF	FR
1996	Buffalo	16/0	6	5	1	0	1	0	0	0	0

ADDITIONAL CAREER STATISTICS: *Special Teams Tackles: 14 Total: 1996—10 UTs and 4 ATs on KO*

### PLAYOFFS

YEAR	GAME	TT	UT	AT	SACKS	QB PR.	INT	PD	FF	FR
1996	JACKSONVILLE	2	1	1	0	0	0	0	0	0



## ERIC MOULDS WIDE RECEIVER

# 80

Ht: 6-0 Wt: 204  
College: Mississippi St

NFL Years: 2  
How Acquired: D-1, '96  
1996 Games Played/Started: 16/5  
Career Games Played/Started: 16/5  
Playoff Games Played/Started: 1/0  
Birthdate: 7/17/73  
Birthplace: Lucedale, MS  
Residence: Lucedale, MS

**PRO:** Explosive open field runner with smooth, reliable hands and superb concentration...one of the most dangerous kick returners in the NFL...has great body control and is known for making the acrobatic catch...possesses the power and toughness to make the difficult catches in traffic...was the 24th overall pick in the 1995 Draft.

MOULDS *continued*

**1996:** Was named to the All-Rookie team by Football News and Pro Football Weekly/PFWA as a kick returner...tied for sixth in KR in AFC with a 23.2 avg...his 97-yard kickoff return for a TD vs. NY Jets (11/24) tied for the longest in the NFL in '96...had one of the clutch plays of the game when he picked up 24 yards to bring the ball to the Colts' 19-yard line with under 1:00 to play to set up the game-tying FG with 15 seconds in regulation...had his longest play from scrimmage of the season when he took a short pass from Todd Collins and turned it into a 47-yard gain that set up a FG at Indianapolis (12/1)...made a great over-the-shoulder grab for his first TD reception on a 37-yard catch at Seattle (12/8)...had his second TD reception of the season at Miami (12/16)...his 5 KO returns for 142 yards in Wildcard vs. Jacksonville (12/28) established a new team postseason record, surpassing Elbert Dubenion's 136 KO return yards in 1963.

**COLLEGE/PERSONAL:** Full name—Eric Shannon Moulds...finished career ranked third on Mississippi State's career receiving list with 118 catches for 2,022 yards...first team All-SEC in '95...his 62 grabs in '95 were the third highest season total in school history...ran with MSU track team during the indoor season, posting a 6.63 in the 55-meter dash at the SIU Slauki Boosters meet...second team All-American and second team All-SEC in '94...led the nation with 13 KO returns for 426 yards...his 32.8 yard return avg. set a school season record and tied a conference record...member of the Mississippi Sports Writers Association All-College team after playing in 10 games in '93...sat out '92 to establish eligibility...All-American selection by Super Prep magazine, adding All-State first team honors from the MSWA, Associated Press and Jackson Clarion-Ledger at George County (MS) High...returned 4 punts for TDs in his first 5 high school games...had 95 & 98-yard KO returns for TDs his senior season...lettered 3 times in basketball, earning All-State accolades as a senior, and 3 times in baseball...majored in education psychology.

#### MOULD'S RECEIVING STATS

YEAR	CLUB	G/GS	REC	YDS	AVG	LG	TD
1996	Buffalo	16/5	20	279	14.0	47	2

**ADDITIONAL CAREER STATISTICS:** *Rushing*—12 for 44 yards, 3.7 avg., 11 LG;  
*Kickoff Returns*—52 for 1205 yards, 23.2 avg., 97t, 1 TDs.

#### PLAYOFF RECEPTIONS

YEAR	GAME	GP/GS	REC	YARDS	AVG	LG	TD
1996	JACKSONVILLE	1/0	0	0	0	0	0

**ADDITIONAL PLAYOFF STATISTICS:** *Kickoff Returns*—5 for 142 yards, 28.4 avg, 57 LG.



## GABE NORTHERN

### LINEBACKER

# 99

NFL Years : 2  
 How Acquired: D-2, '96  
 1996 Games Played/Started: 16/2  
 Career Games Played/Started: 16/2  
 Playoff Games Played/Started: 1/0  
 Birthdate: 6/8/74  
 Birthplace: Baton Rouge, LA  
 Residence: Baton Rouge, LA

Ht: 6-3 Wt: 240  
 College: Louisiana St

**PRO:** Outstanding pass rusher with great upper body strength and footwork...extremely agile with impressive quickness...active performer who always seems to make something happen when he is on the field...was the 53rd player chosen in the 1996 NFL Draft.

**1996:** Finished the season tied for second on the team with 23 special teams tackles...named AFC Rookie of the Month for November...his 5 sacks tie for third on the Bills' all-time rookie sack list with Daryl Talley and Jeff Wright...had his first career sack on third down in the fourth quarter vs. Indianapolis (10/6)...had his second sack of the game when he dropped Harbaugh for a 7 yard loss in

*NORTHERN continued*

OT...made his first career start for an injured Sam Rogers vs. Miami (10/13)...made the key play of the game at Philadelphia (11/10) when he burst through the line and blocked a first quarter punt and returned it 18 yards for his first career TD...had a FF on third quarter KO at Philly...batted down two Dan Marino passes on the same second half possession at Miami (12/16), the second of which came on a second and goal play from the Bills' 5 yard line...in 8 defensive snaps vs. KC (12/22) he recorded 4 UTs, including 2 for a loss...saw his first career postseason action in Wildcard vs. Jacksonville (12/28).

**COLLEGE/PERSONAL:** Full name—Gabriel O’Kara Northern...his 21 career sacks ranked third in LSU history...was an All-SEC first team selection in ‘94 and ‘95...named defensive MVP of the Independence Bowl in his senior season...1 of only 24 players nationwide to be named to the Hitachi/College Football Association Scholar Athlete team in ‘95...All-American third team selection in 1994 by the Poor Man’s Guide to the NFL draft...his 11 sacks in ‘94 established a new single season mark for LSU...set school season record with 23 stops behind the line of scrimmage for losses of 125 yards in ‘94...in 1993 he began as reserve MLB before moving to “Bandit” DE midway through campaign...moved to defensive line in spring drills after the season...appeared in 10 games as a reserve OLB in 1992...All-District and All-Parish selection as a TE, adding All-State second-team honors during his 2-year career at Glenn Oaks (Baton Rouge, LA) High...also lettered in track...earned Academic All-State honorable mention and served as Senior Class president...lettered as a freshman and sophomore as a DE at Southern Lab High...majored in criminal justice.

**NORTHERN'S DEFENSIVE STATS**

YEAR	CLUB	G/GS	TT	UT	AT	SACKS	QB PR.	INT	PD	FF	FR
1996	Buffalo	16/2	31	17	14	5.0	4	0	3	0	0

**ADDITIONAL CAREER STATISTICS:** *Special Teams Tackles:* 23 **Total:** 1996—11 UTs, 2 ATs & 1 FF on KO, 7 UTs and 3 ATs on punt; *Blocker Punt:* 1 blocked punt returned 18 yards for TD (11/10).

**PLAYOFFS**

YEAR	GAME	GP/GS	TT	UT	AT	SACKS	QB PR.	INT	PD	FF	FR
1996	JACKSONVILLE	1/0	2	1	1	0	0	0	0	0	0

**ADDITIONAL PLAYOFF STATISTICS:** *Special Teams Tackles:* 2 **Total:** 1996—1 AT on KO and 1 UT on punt.



Ht: 6-4 Wt: 310  
College: Tulsa

**JERRY OSTROSKI**  
**GUARD**

NFL Years : 4  
How Acquired: FA-'93  
1996 Games Played/Started: 16/16  
Career Games Played/Started: 36/32  
Playoff Games Played/Started: 3/3  
Birthdate: 7/12/70  
Birthplace: Collegeville, PA  
Residence: Collegeville, PA

**60**

**PRO:** Took over the starting RG job 4 games into the ‘95 season and has maintained it since...was originally drafted by Kansas City in the 10th round of the 1992 Draft...signed with Atlanta as a FA on 5/7/93 and was waived 8/24/93...signed by Buffalo on 11/18/93.

**1996:** Key member of line which helped Thurman Thomas go over the 1,000-yard rushing mark for an NFL record-tying eighth consecutive season...had a FR on opening drive in Bills' territory vs. NY Giants (9/1)...helped pave the way to 476 total yards of offense, 266 rushing, vs. Washington (11/4)...part of offensive unit that averaged 5.5 yards per play at Miami (12/16)...started his third career post-season contest in AFC Wildcard game vs. Jacksonville (12/28).

**1995:** Saw playing time in a reserve role the first 3 games of the season...started his first game of the season at Cleveland (10/2) and was part of line which received



OSTROSKI *continued*

the game ball for their efforts...helped pave the way for 426 yards vs. Atlanta (11/12) and 454 yards (222 rushing) at St. Louis (12/10)...opened holes for 208 rushing yards vs. Miami (12/17)...key member of line which led the way for 341 rushing yards, second most in NFL playoff history, vs. Miami (12/30)...started both postseason games.

**1994:** Member of the Bills Developmental Squad for the first 12 weeks...was then activated to the 53-man roster for the game at Miami (12/4) and played the majority of the game at LG, earning a game ball for his efforts...made his first NFL start vs. Minnesota (12/11) and then also started at LG for the 2 remaining contests.

**1993:** Was added to the Bills Practice Squad roster in Week 10 and remained on the squad through the playoffs.

**COLLEGE/PERSONAL:** Full name—Gerald Ostroski...was a First Team All-America selection in 1992 at Tulsa...played in the Senior Bowl and was selected as a Gatorade Strength and Conditioning All-American...was Tulsa's Outstanding Offensive Lineman of the Year and the school's Offensive Player of the Year...started every game as a sophomore, junior and senior...played in the Freedom Bowl in 1992 and the Independence Bowl in 1990.

### OSTROSKI'S NFL RECORD

YEAR	CLUB	G/GS
1994	Buffalo	4/3
1995	Buffalo	16/13
1996	Buffalo	16/16
<b>TOTALS</b>		<b>36/32</b>

### PLAYOFFS

<b>TOTALS</b>		<b>G/GS - 3/3</b>
---------------	--	-------------------



## GLENN PARKER

### OFFENSIVE LINE

# 74

NFL Years : 8  
 How Acquired: D-3, '90  
 1996 Games Played/Started: 14/13  
 Career Games Played/Started: 104/72  
 Playoff Games Played/Started: 15/12  
 Birthdate: 4/22/66  
 Birthplace: Westminster, CA  
 Residence: Eden, NY

Ht: 6-5 Wt: 305  
 College: Arizona

**PRO:** Has stepped to the forefront of the Bills offensive line to become one of its main components...one of only 6 players remaining on training camp roster who played in the 4 Bills' Super Bowls...started playing football competitively in college...was the 69th player selected in the 1990 draft.

**1996:** Key member of line which helped Thurman Thomas go over the 1,000-yard rushing mark for an NFL record-tying eighth consecutive season...injured his calf in the second half at Pittsburgh (9/16) and did not return to the game...was inactive vs. Dallas with calf injury...returned from injury to start and help lead the way to 422 total yards of offense vs. Indianapolis (10/6)...was inactive at Philadelphia (11/10) because of back problems...was active but only played in some short yardage plays because of back problems vs. Cincinnati (11/17)...came out of game late in second quarter when he re-aggravated calf injury at Seattle (12/8)...started his 12th and appeared in his 15th career postseason contest in Wildcard vs. Jacksonville (12/28).

**1995:** Became firmly entrenched as the Bills' starting RT...made a potential TD-saving tackle on INT return vs. Carolina (9/10)...injured his ankle in the second quarter vs. NY Jets (10/8) and did not return for second half...did not play next 2 games with ankle injury...returned to starting lineup at Indy (11/5)...helped pave the way for 426 yards vs. Atlanta (11/12) and 454 yards (222 rushing) at St. Louis (12/10)...key member of line which led the way for 341 rushing yards, second highest total in NFL postseason history vs. Miami (12/30)...displayed quickness and agility with a great lead roll block on Thurman Thomas' 15-yard pickup vs. Miami...started both postseason games.

PARKER continued

**1994:** Really proved his value to the team with his versatility by starting at 3 different positions in the first 3 games of '94...started at LG on opening Day vs. the Jets (9/6) before moving to RT the next week (9/11) at New England and then into the LT slot at Houston (9/18)...returned to his starting RT position in Week 7 and remained at that slot through the rest of the year.

**1993:** Showed a consistent level of play, despite being shuffled between starting roles at RG and LG and substitution spots...started the first 3 games at RG...then played a backup role in Week 4 and 5...returned to the starting lineup at LG in Week 6 before being switched back to start at RG in Week 7...played an active backup role in Weeks 8-12...took over the LG position for an injured Jim Ritches in Week 13 and was the starter through the rest of the season, including the 3 playoff games.

**1992:** Started at RG in 13 games...helped Thomas gain 103 yards vs. the Rams on opening day...injured his knee in final minutes vs. Patriots (11/1) and was inactive vs. Pittsburgh (11/8) and at Miami (11/16)...returned to the starting lineup at Indy (11/29) and completed the season through the playoffs.

**1991:** Saw a great deal of action, starting the remainder of the season for the injured John Davis, who suffered a season-ending knee injury at New England (11/24)...started at LT for Wolford at Miami (11/18) after he left the Green Bay game with a back injury...started the playoff game vs. K. City, but injured his knee and was inactive for the title game vs. Denver...started at RG in S.B.XXVI.

**1990:** Drew 3 starts, twice when starting LT Will Wolford was sidelined with a hamstring injury (Weeks 1 and 4)...the other starting nod came in Week 3 for Davis who was out with a back problem...also played on the PAT and FG units...saw considerable action in various games in relief of starters.

**COLLEGE/PERSONAL:** Full name—Glenn Andrew Parker...went to Arizona prior to the 1988 season from Golden West JC...earned third team honors from Football News and first team All-Pac 10 in 1989...started 10 games at OT...started every game his first year (1988) with the Wildcats, playing RT in 10 contests and LT for one...was a two-year starter as an OT at Golden West JC (Huntington Beach, CA)...attended Edison (Huntington Beach) HS, but did not compete in athletics...media arts major...enjoys riding his Harley-Davidson in his free time...he and his wife, Casey, have 2 daughters, Madeleine (4/26/95) and Emily Erin (3/19/97).

### PARKER'S NFL RECORD

YEAR	CLUB	G/GS
1990	Buffalo	16/3
1991	Buffalo	16/5
1992	Buffalo	13/13
1993	Buffalo	16/9
1994	Buffalo	16/16
1995	Buffalo	13/13
1996	Buffalo	14/13
<b>TOTALS</b>		<b>104/72</b>
<b>TOTALS</b>	<b>PLAYOFFS</b>	<b>G/GS - 15/12</b>

## IN THE LONG RUN

Entering the 1997 training camp 6 players remained on the Bills roster from the four consecutive Super Bowl teams.

OT	Glenn Parker
DE/ST	Mark Pike
WR	Andre Reed
DE	Bruce Smith
WR/ST	Steve Tasker
RB	Thurman Thomas



## **BRYCE PAUP** **LINEBACKER**

# 95

NFL Years : 8  
 How Acquired: UFA-'95  
 1996 Games Played/Started: 12/11  
 Career Games Played/Started: 91/67  
 Playoff Games Played/Started: 7/7  
 Birthdate: 2/29/68  
 Birthplace: Jefferson, Iowa  
 Residence: Orchard Park, NY

Ht: 6-5 Wt: 247  
 College: Northern Iowa

**PRO:** Established himself as the premier pass-rushing LB in game today as well as the most versatile...has played all 4 LB positions in his career and DE as well...has a unique blend of natural size, excellent athletic skills and intelligence which make him one of the top LBs in the league...has been selected to 3 consecutive Pro Bowls ('95, '96 & '97)...originally drafted by Green Bay in the sixth round (159th overall) of the 1990 draft...signed with Buffalo as an unconditional free agent on 3/9/95, the third of 3 defensive unconditional free agent offseason signings in '95 (DE Jim Jeffcoat was first and NT Ted Washington was second).

**1996:** Named to his third consecutive Pro Bowl...was named All-AFC second team by United Press International...had his first sack of the season in opener at NY Giants (9/1)...showed incredible athleticism when he jumped over the blocking back in the backfield and sacked Troy Aikman with under 5 minutes to play and the Bills protecting a 3-point lead vs. Dallas (9/22)...his 2 sacks vs. Indianapolis (10/6) gave him 8 in 3 games against Colts...his 2 FFs vs. Washington (11/3) were his first of the season...played on sheer determination as he battled a variety of ailments during game at Philadelphia (11/10)...was made inactive a few hours before kickoff because of groin problems vs. Cincinnati (11/17)...was inactive for next 3 games with groin injury...saw his first playing time in over a month when he returned to action at Miami (12/16) after missing 4 games with injury...started the game but played mostly in dime situations at Miami (12/16)...started his seventh career postseason contest in AFC Wildcard vs. Jacksonville (12/28).

**1995:** Was named Defensive Player of the Year by AP, UPI, Pro Football Weekly, College and Pro Football Weekly, ESPN's Tom Jackson...George Halas Award winner as NFL Defensive Player of the Year by The Newspaper Enterprise Association...AFC MVP by NFLPA...named to All-Pro First Teams by AP, Football Digest, PFW, College and Pro Football Weekly, Tom Jackson, Sports Illustrated, USA Today...selected by Football News as AFC Player of the Year...only defensive player among six finalists for Miller Lite "Player of the Year"...All-Madden team member...NFL Alumni's Linebacker of the Year...Pro Bowl starter...AFC Defensive Player of the Week in Week 3 vs. Indy and Week 7 at Indy...AFC Defensive Player of the Month for November...finished second on the team with 126 tackles on the season...recorded his first sack as a Bill on John Elway in the third quarter at Denver (9/3)...was awarded defensive game ball after his 3 sack performance vs. Indy (9/17)...his 14 tackles vs. Colts was his highest output of the season...had his third FF at Cleveland (10/2) tying his career best...showed versatility in recording 2 sacks vs. Seattle (10/15)...on his first sack he chased Rick Mirer across field before catching him from behind...on his second sack of the game he fought through a double-team to record the sack...blocked a crucial FG attempt at New England (10/23)...recorded 3 sacks on 3 different QBs at Indy (11/5)...started 50th game of his career and was named Miller Lite Player of the Game at Indy...his 2-sack performance vs. Atlanta (11/12) put him at 13 for the season, establishing a new career-best...went over the 100+ tackle mark with 10 at NY Jets (11/19)...intercepted his first pass as a Bill in the end zone in the first quarter vs. New England (11/26)...had his second INT in as many weeks in the second quarter at San Francisco (12/3)...his 1.5 sacks vs. Miami (12/17) gave him 17.5 for the season and 50 for his career...was inactive vs. Houston (12/24) because game had no playoff implications...recovered a fumble to set up a FG in the third quarter in playoff game vs. Miami (12/30).

**1994:** Was selected to his first Pro Bowl...had a spectacular year that culminated with being named to USA Today's All-Pro Team, All-NFC First Teams by Football News and UPI, and All-Pro Second Team by Football Digest...was also named NFC

*PAUP continued*

Defensive Player of the Month for November and Player of the Week for Week 9 when he intercepted Bears QB Erik Kramer twice and sacked him once (10/31)...finished second on team with 79 tackles and was third in sacks with 7.5...started all 16 games for the first time in his career and moved to LOLB midway through the season...started at LDE vs. Atlanta (12/18)...scored his first NFL TD when he intercepted Detroit's Scott Mitchell and raced 10 yards for the score (11/16)...short-circuited a New England drive that had reached the Packers' 4-yard line when he sacked QB Drew Bledsoe, forcing him to fumble, and then recovered the Patriot giveaway after a wild scramble for the ball.

**1993:** Started at 4 different positions (ROLB, LOLB, LILB and LDE) throughout the season...also routinely played RILB...finished fifth on the team in tackles (78) and second in sacks (10th in the NFC) behind Reggie White with 11...teamed with S Mike Prior to stop RB Cleveland Gary for a safety in the season opener vs. the Rams (9/5)...played brilliantly in Packers' loss to Kansas City (11/8) when he recorded 3 sacks, a FF and 6 tackles...suffered a groin strain at New Orleans (11/14), causing him to be one of the team's inactive the next week vs. Detroit...subbed in the ensuing game vs. Tampa Bay...started the next 3 contests at LOLB before shifting to LILB midway through the 12/19 game with Minnesota...ended the regular season starting at LDE vs. Detroit when Green Bay opened in a nickel defense and made his first NFL INT on a tipped Erik Kramer pass...also had a FF and 2 tackles before leaving the game with a calf strain...showed his toughness by returning in the second half with a heavily taped calf after George Koonce suffered a dislocated shoulder and Ken Coleman fractured his ankle...far from healthy with an injured calf, muscle but still managed to start 2 playoff games at LILB...made 14 tackles, including 1 sack, in the divisional playoff game with Dallas (1/16/94).

**1992:** Started 10 games, 6 at LOLB and 4 at LDE...majority of his playing time came as a situational pass-rusher...was Green Bay's second most productive sacker with 6.5, a total which also tied him for 20th in the NFC...finished the season ninth in team tackles with 43 and tied for second in FRs with 2...started 5 of the first 6 games at LOLB (started opening day at LDE)...also started at LOLB at the Giants (11/8) when Green Bay opened in a special 5-LB set...started at LDE in 3 other games (at Detroit, 11/1; vs. Detroit, 12/6; at Houston, 12/13).

**1991:** Was very successful as Green Bay's Rover LB, a position that enabled him to bounce around the line of scrimmage just prior to the snap and rush the QB in a variety of places...his 7.5 sacks was second on the team to LB Tony Bennett and 16th in the NFC...had his one start at RILB and made the most of the opportunity as he was named the NFC's Co-Defensive Player of the Week (along with the Eagle's Clyde Simmons) for his amazing 4.5 sacks and 7 solo tackles performance vs. Tampa Bay (9/15)...also recorded his first career safety when he dropped QB Vinny Testaverde in the end zone to give the Packers a 2-0 lead in a game they eventually won, 15-13...showed his performance was no fluke when he sacked Dan Marino twice and caused the Miami QB to fumble the following week...had his season curtailed when he suffered a tear in the gastroc muscle of his left leg vs. Minnesota (11/17)...ironically, his bad day on the field was offset by his wife, Denise, giving birth to the couple's first child at 8:05 a.m....spent the next 2 games, vs. Indianapolis and at Atlanta, on the inactive list...returned at Chicago (12/8), but aggravated the calf injury and was placed on IR 4 days later to end his season.

**1990:** Spent the majority of his rookie season on IR with a preseason hand injury suffered vs. Cleveland...activated off IR on 11/17, but was inactive the following day at Phoenix...played in 5 of the final 6 games, also sitting out as an inactive at Minnesota (12/2)...saw most of his action on special teams, where he posted 3 solos.

**COLLEGE/PERSONAL:** Full name—Bryce Eric Paup...was a 3-year starter at Northern Iowa, seeing action at inside and outside LB as well as DE and NT...recorded 298 tackles, in addition to 6 FFs, 3 FRs, 2 INTs, 12 PDs and 15 sacks for the Division I-AA Panthers...earned All-Gateway Conference honors and selection as a third-team All-American by AP...his Feb. 29th birthday makes him a leap-year baby...earned 4 letters in football and 3 in basketball at Scranton (IA) High...played in the Iowa Shrine Bowl...an avid snowmobiler...father, Byron, is a farmer in his hometown of Scranton, a town with a population of roughly 700 and located 60 miles northwest of Des Moines...worked with a variety of charities in Green Bay that included Children's Hospital of Wisconsin, Northeastern Wisconsin Prevent Blindness, the cerebral palsy telethon and Make-A-Wish in Iowa City, IA...was the Bills' Monday QB Club 1995 "Man of the Year"...majored in business...he and his wife, Denise, have 2 sons, Alex (11/17/91) and Nathan (6/10/94).

PAUP continued

### PAUP'S DEFENSIVE STATS

YEAR	CLUB	G/GS	TT	UT	AT	SACKS	QB PRS	INT	PD	FF	FR
1990	G.Bay	5/0	1	1	0	0	2	0	0	0	0
1991	G.Bay	12/1	28	24	4	7.5	16	0	0	3	0
1992	G.Bay	16/10	43	22	21	6.5	22	0	2	1	2
1993	G.Bay	15/14	78	58	20	11	24	1	3	2	0
1994	G.Bay	16/16	79	47	32	7.5	21	3*	7	2	1
1995	Buffalo	15/15	126	76	50	17.5	18	2	3	3	1
1996	Buffalo	12/11	74	41	33	6.0	13	0	1	2	0
<b>TOTALS</b>		<b>91/67</b>	<b>429</b>	<b>269</b>	<b>160</b>	<b>56.0</b>	<b>116</b>	<b>6</b>	<b>16</b>	<b>13</b>	<b>4</b>

**ADDITIONAL CAREER STATISTICS:** *Special Teams Tackles*—Total-5 (1990-3; 1991-2); 1 special teams outside kick recovery vs. Seattle (12/9/90); 1 FG block at NE (10/23/95) *Safeties:* Total-1.5 (1 vs. Tampa Bay, 9/15/91; 0.5 vs. the Rams, 9/5/93); \*10-yd. INT return for TD vs. Detroit (11/16/94).

### PLAYOFFS

YEAR	CLUB	G/GS	TT	UT	AT	SACKS	QB PRS	INT	PD	FF	FR
1993	@Detroit	1/1	2	1	1	0.0	0	0	0	0	0
1993	@Dallas	1/1	11	10	1	1.0	0	0	0	0	0
1994	DETROIT	1/1	7	5	2	2.0	0	0	0	1	0
1994	@Dallas	1/1	6	4	2	0.0	0	1	1	0	0
1995	MIAMI	1/1	2	2	0	0.0	0	0	0	0	1
1995	@Pittsburgh	1/1	8	5	3	0.0	1	0	0	0	0
1996	JACKSONVILLE	1/1	5	2	3	0.0	0	0	0	0	0
<b>TOTALS</b>		<b>7/7</b>	<b>41</b>	<b>29</b>	<b>12</b>	<b>3.0</b>	<b>1</b>	<b>1</b>	<b>1</b>	<b>1</b>	<b>1</b>



## MARLO PERRY

### LINEBACKER

NFL Years : 3

How Acquired: D-3A '94

1996 Games Played/Started: 13/0

Career Games Played/Started: 31/11

Playoff Games Played/Started: 3/0

Birthdate: 8/25/72

Birthplace: Forest, MS

Residence: Buffalo, NY

Ht: 6-4 Wt: 250  
College: Jackson State

# 58

**PRO:** Has impressive size and quickness which make him a valuable asset to the LB corp...excels in pass defense...valuable special teams performer...taken by the Bills with their first pick in the third round.

**1996:** Finished fourth on the team with 18 special teams tackles...made a great play when he tipped Troy Aikman's third quarter pass in the air resulting in Manny Martin's second INT of the game vs. Dallas (9/22)...laid a crushing blow to Harry Boatwain on KO coverage at NY Jets (10/20) resulting in Boatwain's legs buckling as he was escorted off the field...led the team with 6 special teams tackles at New England (10/27)...was inactive with ankle injury vs. NY Jets (11/24), at Indy (12/1) and at Seattle (12/8)...returned to action at Miami (12/16)...recorded his first career INT late in the fourth quarter vs. Kansas City (12/22) to seal victory and playoff berth for the Bills...saw action in his third career postseason contest in AFC Wildcard vs. Jacksonville (12/28).

**1995:** Started the first 7 games of the season at ILB...started his first career game in season opener at Denver (9/3)...shared time at ILB with Monty Brown at Miami (10/29) and at Indy (11/5)...started at Atlanta (11/12) and at San Francisco (12/3) and stopped scrambling Steve Young short of the first down in the second quarter...recorded 2 solo tackles on kickoffs vs. Miami (12/17)...made a big hit on KO coverage in the first quarter of the Wild Card playoff game vs. Miami (12/30)...picked off Dan Marino's throw for his first career INT which resulted in a Bills' TD vs. Miami...was second on the team in postseason special teams TT with 5.

**1994:** Was on the Bills' inactive list for the first 6 games...then saw first NFL action on special teams at the Colts (10/16) and was credited with an assist on a punt return...returned to action in season finale at Indy (12/24) and was credited with another special teams tackles...ended up leaving the game due to an arm injury.

PERRY continued

**COLLEGE/PERSONAL:** Full name—Malcolm Marlo Perry...recorded 367 tackles, 14 sacks and 3 INTs in his collegiate career at Jackson State...was an All-American first team pick by the Associated Press in his senior year...also chosen as a All-Southwestern Athletic Conference first team selection...was nominated for the Dick Butkus Award in '93...started his senior season at OLB...was All-SWAC as a junior after leading the conference in tackles...started every game in his sophomore season after being named the SWAC Freshman of the Year in the previous season...was an all-district, all-conference and all-area selection at Central (Forest, MS) High...majored in math and pre-English.

### PERRY'S DEFENSIVE STATS

YEAR	CLUB	G/GS	TT	UT	AT	SACKS	QB PRS	INT	PD	FF	FR
1994	Buffalo	2/0	0	0	0	0	0	0	0	0	0
1995	Buffalo	16/11	82	48	34	0	4	0	4	1	0
1996	Buffalo	13/0	24	14	10	0	2	1	3	0	0
<b>TOTALS</b>		<b>31/11</b>	<b>106</b>	<b>62</b>	<b>44</b>	<b>0</b>	<b>6</b>	<b>1</b>	<b>7</b>	<b>1</b>	<b>0</b>

**ADDITIONAL CAREER STATISTICS:** *Special Teams Tackles:* Total—30 TTs (1994—1 UT on KOs and IAT on punts); (1995—5 UTs, 3 ATs on KOs and 2 UTs on punt); (1996—9 UTs, 2 ATs on KOs and 5 UTs and 2 ATs on punt).

### PLAYOFFS

YEAR	GAME	G/GS	TT	UT	AT	SACKS	INT	PD	FF	FR
1995	MIAMI	1/0	5	4	1	0.0	1	0	0	0
1995	@Pitts.	1/0	8	2	6	0.0	0	0	0	0
1996	JACKSONVILLE	1/0	2	2	0	0.0	0	0	0	0
<b>TOTALS</b>		<b>3/0</b>	<b>15</b>	<b>8</b>	<b>7</b>	<b>0.0</b>	<b>1</b>	<b>0</b>	<b>0</b>	<b>0</b>

**ADDITIONAL PLAYOFF STATS:** *Special Teams Tackles:* 1995—5 (4 UTs and 1 AT on KOs).



## MARK PIKE DEFENSIVE END

# 94

Ht: 6-4 Wt: 272  
College: Georgia Tech

NFL Years : 11  
How Acquired: D-7B, '86  
1996 Games Played/Started: 16/0  
Career Games Played/Started: 145/1  
Playoff Games Played/Started: 19/0  
Birthdate: 12/27/63  
Birthplace: Elizabethtown, KY  
Residence: Edgewood, KY

**PRO:** The captain of the Bills special teams coverage unit...was a key factor in the Bills leading the NFL in KO coverage (1987-90) and led the team in special teams tackles in 1990 (36), 1992 (26), 1993 (22), 1994 (31), 1995 (25) and 1996 (32) while tying for the lead in '89 (29 with Carlton Bailey) and finishing second in 1988 (20)...was Buffalo's second of 3 choices in the seventh round in 1986...Bills obtained the pick used to select Pike in a trade with Detroit in '85 for QB Joe Ferguson...after 2 seasons working at LB, returned to DE in '88.

**1996:** Led the team with 32 special teams tackles on the season...his 32 tackles tied for second overall in the NFL...named special teams captain for the season...a third alternate to the AFC Pro Bowl squad as a special teamer...was Bills' recipient of the 1996 NFL Players Association Unsung Hero Award...major component of punt coverage team that ranked second in the NFL and kickoff coverage team that ranked third...his 5 TTs on special teams vs. Cincinnati (11/17) was his highest total of season...helped limit the Dolphins to zero return yards on both punts and kicks at Miami (12/16)...the AFC Wildcard game vs. Jacksonville (12/28) marked his 19th career postseason contest, tying 4 others for most in team history.

**1995:** Named by ESPN's Tom Jackson as Special Teams Player of the Year and All-Pro ST first team...once again led Bills in special teams tackles with 25, 5 better than next closest Bill...recorded 4 TTs on special teams at Miami (10/29) and at St. Louis (12/10)...laid a crushing block to free up a 31-yard KO return vs. Patriots (11/26)...recorded 7 defensive tackles (4 solo) in season finale vs. Houston (12/24).

PIKE *continued*

**1994:** Led the Bills in special teams tackles with 31, 8 ahead of second-place finisher Carwell Gardner...was named the special teams captain for the Miami game (10/9) to replace an injured Steve Tasker...forced fumbles on special teams plays that loomed big in the game at Houston (9/18) and at Miami (12/4)...played a role in the punt coverage unit that helped down 5 punts inside the 20-yard line at New England (9/11).

**1993:** Had another outstanding season by leading the team in special teams TTs with 22, 10 better than the next closest Bill...finished second on the team in the playoffs with 3 TTs...injured hamstring vs. Raiders (12/5) caused him to be inactive at Philadelphia (12/12) and at Miami (12/19), breaking his string of consecutive games played at 92.

**1992:** Led the team with 26 special teams tackles and 9 TTs in the playoffs...recorded his first career sack at New England (9/27)...made 4 TTs, 2 solos, in S.B.XXVII.

**1991:** Made his only NFL start at RDE against Tampa Bay (9/22) and blocked a Steve Christie 39-yard FG attempt...saw some substantial playing time at DE and a little at NT with injuries hampering the defensive line...forced KR Aaron Craver to fumble on the opening KO of the second half of the Miami game (11/18).

**1990:** Posted the best tackle stats of any Bills special teams player with 36 TTs...filled in for an injured NT Jeff Wright vs. the Eagles (12/2) and an injured DE Leon Seals at Washington (12/30)...made a team high 4 UTs on special teams against Miami in the playoffs.

**1989:** Tied for the team lead in special teams tackles with 29...saw limited action as a backup DE and recorded 3 tackles and 1 FR...led all special teams tacklers in the playoff game at Cleveland with 4 stops.

**1988:** Was the second leading special teams tackler for the Bills with 20, just 2 behind leader Butch Rolle...saw his first full active season and played in all 16 games...adjusted well to DE in the preseason after playing ILB and OLB the past 2 seasons.

**1987:** Played in just 3 games all with special teams...active for the opener against the Jets, but went on IR with a hamstring problem prior to the next game vs. Houston and remained there until being activated for games against the Browns (11/15) and Jets (11/22)...was inactive the next 2 weeks before a foot injury put him back on IR for the final 3 games.

**1986:** Spent the year on IR with a shoulder injury he sustained against K.C. in the third preseason game.

**COLLEGE/PERSONAL:** Full name—Mark Harold Pike...was a 4-year letterman at Georgia Tech...registered 141 career tackles with a high of 57 as a senior...added 3 QB sacks as a senior and helped Tech reach the All-American Bowl...went to Tech as a TE and played DE for 3 seasons...prepped at Dixie Heights High in Edgewood, KY, (near Cincinnati) and won all-state honors as a senior...was also a basketball standout and led his team in scoring and rebounding as a junior and as a senior...his father, Harold, played basketball at Louisville and is a minister in KY...was a management major at Tech...is the President/Owner of Better Bodies, Inc., which includes Better Bodies Fitness Center in Ft. Mitchell, KY and 2 Better Health Weight Management Centers in Edgewood, KY and Ft. Thomas, KY...Mark and his wife, Sharon, have a daughter, Kramer (1/4/90), and a son, Ezekiel (4/8/93).

#### PIKE'S DEFENSIVE STATS

YEAR	CLUB	G/GS	TT	UT	AT	SACKS	QB PRS	INT	PD	FF	FR
1987	Buffalo	3/0	0	0	0	0	—	0	0	0	0
1988	Buffalo	16/0	7	3	4	0	—	0	0	1	0
1989	Buffalo	16/0	3	1	2	0	—	0	0	0	1
1990	Buffalo	16/0	9	7	2	0	0	0	0	0	0
1991	Buffalo	16/1	6	5	1	0	0	0	1	0	0
1992	Buffalo	16/0	5	3	2	1	0	0	0	0	0
1993	Buffalo	14/0	5	2	3	0	0	0	0	0	0
1994	Buffalo	16/0	0	0	0	0	0	0	0	0	0
1995	Buffalo	16/0	7	4	3	0	0	0	0	0	0
1996	Buffalo	16/0	0	0	0	0	0	0	0	0	0
<b>TOTALS</b>		<b>145/1</b>	<b>42</b>	<b>25</b>	<b>17</b>	<b>1</b>	<b>—</b>	<b>0</b>	<b>1</b>	<b>1</b>	<b>1</b>

**ADDITIONAL CAREER STATISTICS:** *Special Teams Tackles: Total* — 234

(20 in '88, 29 in '89, 36 in '90, 13 in '91, 26 in '92, 22 in '93, 31 in '94, 25 in '95 & 32 in '96);

*Blocked FGs:* 1991—1 at Tampa Bay; *KO Returns: Totals*—3 for 14 yards (1988—1 for 5 yards; 1994—2 for 9 yards).

PIKE continued

## PLAYOFFS

TOTALS	G/GS	TT	UT	AT	SACKS	QB	PRS	INT	PD	FF	FR
	19/0	3	2	1	0	2	0	0	0	0	0

**ADDITIONAL PLAYOFF STATISTICS:** *Special Teams Tackles:* Total—34 (1988—2 ATs on KO vs. Houston; 1989—2 UTs, 1 AT on KOs and 1 AT on punts @Cleveland; 1990—4 UTs on KOs vs. Miami, 3 ATs on KOs vs. RAIDERS, 1 AT on punts in S.B.XXV; 1991—2 ATs on KOs and 1 UT on punts vs. K.CITY; 1992—2 ATs on punts vs. HOUSTON, 1 UT on punts @Pittsburgh, 1 AT on KOs and 1 UT on punts @Miami, 2 UTs and 1 AT on KOs and 1 AT on punts @S.B.XXVII; 1993—1 UT and 2 ATs vs. RAIDERS; 1995—1 UT and 1 AT on KO vs. Miami; 1 UT on punt @Pittsburgh).



## SHAWN PRICE DEFENSIVE END

# 91

Ht: 6-5 Wt: 260  
College: Pacific

NFL Years : 5  
How Acquired: FA-'96  
1996 Games Played/Started: 15/0  
Career Games Played/Started: 48/6  
Playoff Games Played/Started: 1/0  
Birthdate: 3/28/70  
Birthplace: Van Nuys, CA  
Residence: Homewood, CA

**PRO:** Athletic DE who provides quality depth to the defensive line...displays aggressive on-field demeanor and all-out effort...injured his elbow in a motorcycle accident in late May and should miss '97 training camp...originally signed with Tampa Bay as a rookie FA in '93...selected in the 31st round of the expansion draft by Carolina in '95...signed as a FA by Buffalo on 4/12/96.

**1996:** In his first season with Bills he provided depth to defensive line and contributed on special teams...combined with Bruce Smith to hit Troy Aikman as he threw the ball resulting in a game-saving INT with under 2 minutes to play in 10-7 victory vs. Dallas (9/22)...recorded his first 2 defensive tackles with Bills vs. Cincinnati (11/17)...shot through the line on second down from the Bills 1-yard line to drop Marcus Allen for a 2-yard loss vs. Kansas City (12/22)...played in his first career postseason contest in AFC Wildcard vs. Jacksonville (12/28).

**1995:** Rotated with Panthers' defensive linemen and recorded 25 TTs (15 UTs)...registered his lone sack of the season in opener at Atlanta (9/3)...led all defensive linemen with a season-high 5 TTs at Buffalo (9/10)...matched season-high with 5 stops at New Orleans (11/26).

**1994:** Added versatility to Tampa Bay's defensive line...first action of the year came vs. Indy (9/11)...later played in 5 consecutive games, beginning with Atlanta (10/9) where he contributed at DE in the fourth quarter.

**1993:** Signed as a rookie FA in '93 and spent 9 weeks on the Bucs practice squad before joining the active roster in November...saw first action vs. Detroit (11/7)...recorded sacks against San Francisco (11/14) and Minnesota (11/21)...had his first NFL start vs. Green Bay (11/28) and contributed with 1 sack, 5 TTs and 1 PD...started Tampa's final 6 games.

**COLLEGE/PERSONAL:** Full name—Shawn Sterling Price...played both OLB and defensive line at Pacific...registered 117 TTs and 10 sacks in his 2 seasons at Pacific...moved to defensive line full-time his senior season and collected 51 TTs and 1 sack en route to All-Big West honors...played OLB and recorded 9 sacks his junior year to earn honorable mention All-Big West honors...transferred to Pacific from Sierra Junior College where he played football and baseball...earned Junior College All-America honors in football...all-state choice at ILB and OT at North Tahoe (NV) High...helped lead his team to a Nevada state championship.



PRICE continued

### PRICE'S DEFENSIVE STATS

YEAR	CLUB	G/GS	TT	UT	AT	SACKS	QB PR.	INT	PD	FF	FR
1993	Tampa Bay	9/6	25	11	14	3.0	-	0	3	0	0
1994	Tampa Bay	8/0	2	2	0	0.0	-	0	0	0	0
1995	Carolina	16/0	25	15	10	1.0	2	0	1	1	0
1996	Buffalo	15/0	9	4	5	0	2	0	0	0	0
<b>TOTALS</b>		<b>48/6</b>	<b>61</b>	<b>32</b>	<b>29</b>	<b>4.0</b>	<b>-</b>	<b>0</b>	<b>4</b>	<b>1</b>	<b>0</b>

**ADDITIONAL CAREER STATISTICS:** *Special Teams Tackles*—9-1996 (1 AT on KO and 1 AT on punt); 1995 (7 TTs—on KOs).

### PLAYOFFS

YEAR	GAME	G/GS	TT	UT	AT	SACKS	QB PR.	INT	PD	FF	FR
1996	JACKSONVILLE	1/0	0	0	0	0	0	0	0	0	0



## ANDRE REED

### WIDE RECEIVER

# 83

NFL Years : 13

How Acquired: D-4A, '85

1996 Games Played/Started: 16/16

Career Games Played/Started: 175/173

Playoff Games Played/Started: 19/19

Birthdate: 1/29/64

Birthplace: Allentown, PA

Ht: 6-2 Wt: 190

College: Kutztown Univ. (PA)

Residence: Orlando, FL

**PRO:** The most prolific pass receiver in Bills' history...one of the most established receivers in the history of the NFL...holds the team record for most receptions (766) and most receiving yards (10,884)...no player in Bills history has played in more consecutive Pro Bowls (7)...led the Bills in receiving 1986-92, '94, '96...holds every major Bills' career receiving record...ranks third on Bills' all-time career yards from scrimmage list behind Thurman Thomas and O.J.Simpson...his 9 consecutive seasons of 50 or more receptions puts him in with Jerry Rice and Gary Clark as the only 3 in NFL history to accomplish this feat...enters the 1997 season as the fifth-leading receiver in NFL history (Jerry Rice-1050, Art Monk-940, Steve Largent-819, Henry Ellard-775, Andre Reed-766 )...ranks eighth in NFL history with 10,884 receiving yards...his 31 100-yard receiving games are a team record...was Buffalo's first choice in the 4th round of the 1985 draft.

**1996:** Led the team with 66 catches for 1,036 yards...tied for the NFL lead with 5 100-yard receiving games...ranked 10th in AFC in receiving yards...on the season Reed extended Bills' records he previously held for most receptions (766), most receiving yards (10,884) and most receiving TDs (75)...his 60-yard TD grab in opener at NY Giants (9/1) was the 70th receiving TD of his career...left game vs. New England (9/8) with a groin injury and did not return...became the 14th player in NFL history to go over the 10,000 yard receiving mark with his 5 catches for 31 yards at Pittsburgh (9/16)...with his second of 4 receptions vs. NY Jets (11/24) he moved past Charlie Joiner into sixth place on the NFL's all-time reception list...his 2 TDs vs. Jets gave him and Jim Kelly 64 between them, passing Unitas and Berry for third place on the NFL's all-time QB-Receiver scoring combination...his 76 yards receiving vs. Kansas City (12/22) put him over 1,000 for the season, marking the fourth time in his career he has reached this milestone...moved into third place on the NFL's all-time postseason receiving yardage list with 1,169 for his career in Wildcard game vs. Jacksonville (12/28)...the Jaguars' game was his 19th career postseason contest, tying him with 4 others for team lead.

**1995:** His 3 receptions in the season finale vs. Houston (12/24) made him the seventh player in NFL history to reach 700 career receptions...suffered a hamstring injury in the fifth game of the season, vs. NY Jets (10/8)...missed the season's next 10 games...prior to '95, Reed had missed only 3 games in his 153-game career...scored the Bills' only TD of the opener at Denver (9/3) on a 34-yard

REED *continued*

reception...became the 34th player in NFL history to top the 10,000 career yards from scrimmage in the Bronco's game...had a career-high 4 rushing attempts vs. Carolina (9/10)...his longest reception of the season was a key fourth quarter 41-yard TD reception at Cleveland (10/2)...injured his hamstring late in the second quarter vs. Jets (10/8)...returned to action in Week 17 vs. Houston (12/24) and hauled in a 15-yard TD reception...was held without a reception for only the second time in his career in the postseason vs. Miami (12/30)...registered 2 catches for 20 yards in playoff game at Pittsburgh (1/6).

**1994:** Was selected to his seventh consecutive Pro Bowl...continued to be one of the NFL's most dominant receivers on his way to establishing 2 new Bills records for most receptions in a season (90) and most receptions in a game (15 vs. Green Bay, 11/20)...selected to UPI's All-AFC team...was the AFC Offensive Player of the Week for his 15 catches vs. Green Bay (11/20)...became only the third Bills' player to score 60 TDs (Simpson, T. Thomas) when he did so at New England (9/11)...recorded his 25th 100-yard game at Houston...his 191 yards receiving vs. Green Bay (11/20) was a career high and fifth best in team history...also had a career long in '94 with his 83-yard TD catch at Miami (12/4)...completed his first pass attempt to Bill Brooks for 32 yards at Miami (12/4)...became the third Bill to score over 400 points (Norwood-602, Simpson-420).

**1993:** Was selected to his sixth consecutive Pro Bowl...led the Bills in receiving yards with 854, though he relinquished his receiving title to Pete Metzelaars...tied for the team lead in TDs (6) with Thomas and Kenny Davis...159-yard receiving performance vs. Washington (11/1) was second best of his career...left the Miami game (9/26) with a shoulder injury and no catch to break a 34-game streak...broke his wrist at Pittsburgh (11/15), but played with a cast and did not miss any games...became only the 30th receiver in NFL history to hit the 8,000-yard plateau...suffered a subluxed elbow vs. the Raiders (12/5) and was inactive at Philadelphia (12/12), breaking a 76-consecutive games started streak, dating back to the start of the '89 season...surpassed the 1,000 playoff career yards receiving mark with 4 catches vs. Kansas City (1/23).

**1992:** Led the team in receiving with 65 catches...earned his fifth Pro Bowl trip...caught an amazing 10 passes for 144 yards at San Francisco (9/13), marking the fourth time in his career to eclipse the 10+ catches mark and the only Buffalo player to reach the plateau more than once...became only the third Bill to go over the 7,000-yard mark for career combined yards from scrimmage and the first WR to do so...caught his 50th career TD pass while posting his career best yardage mark, 168 yards, at New England (9/27)...became the 31st player in NFL history to pass the 500 reception mark vs. Miami (10/4)...was instrumental in the Bills' miraculous comeback win over Houston in the playoffs (1/3) with his 3 TD catches and became the Bills' all-time leading playoff scorer by doing so.

**1991:** Earned a trip to his fourth consecutive Pro Bowl while being named to Football News' and Sports Illustrated's Dr. Z's All-Pro teams, NEA's All-Pro second team and UPI's and Pro Football Weekly's All-AFC squad...added another pair of records to his growing list in '91...became Buffalo's all-time leader in 100-yard receiving performances with 19 (old record: Elbert Dubenion, 16)...recorded the most rushing yards of his career (136) and his personal longest rush with a 46-yarder at Tampa Bay (9/22)...moved ahead of Joe Cribbs into second place on Buffalo's all-time combined yardage list...also moved into 4th place, passing Cookie Gilchrist, on Bills' all-time scoring list...scored the first 2 TDs in the Kansas City playoff game on a 25-yard and 53-yard pass from Jim Kelly

**1990:** Played in his third Pro Bowl and was named to the All-AFC teams by UPI and Football News, in addition to All-Pro second teams by AP and College and Pro Football Weekly...was named the AFC's Offensive Player-of-the-Week against the Jets (10/21) for his 8 catches for 116 yards and 2 TDs...broke Elbert Dubenion's club record of 35 TD catches when he caught his 36th at Indianapolis (12/9)...eclipsed the 5,000-yards receiving mark at Houston (11/26)...twisted his ankle early in the Phoenix game (11/11) while blocking downfield for Thurman Thomas and missed the remainder of the game...recovered an outside KO late in the Miami playoff game to thwart any hopes of a Dolphins comeback.

**1989:** Capped off a record-breaking season by being selected to his second Pro Bowl...was also voted to the UPI All-AFC team, Pro Football Weekly All-Pro team,

REED *continued*

AP All-Pro Second Team and College and Pro Football Newsweekly All-Pro Second Team...recorded the 10th best season reception total in NFL history with 88...broke Elbert Dubenion's 21-year-old team record of 296 career catches in the Seattle game with 2 receptions...established a new Bills' record for most receiving yards in a season with 1,312, breaking Frank Lewis' mark of 1,244 in 1981 and became the 4th Bills' receiver to go over 1,000 yards receiving in a season...led the AFC in receptions with 88 and yards receiving (1,312) and was second in the NFL to Green Bay's Sterling Sharpe, who had 90...tied Dubenion's Buffalo record of 3 consecutive 100-yard receiving games with 157 vs. Denver, 135 at Houston and 114 vs. New England...tied another Dubenion record with 42 consecutive games with a catch until he broke the string in the Dolphins game (10/29)...tied Greg Bell's team record of 13 catches in a game grabbing 13 against Denver...made the second longest TD reception in Bills' playoff history when he caught a Jim Kelly pass over the middle and raced 50 yards for a 72-yard TD at Cleveland.

**1988:** Caught 71 passes, despite missing 1 1/2 games with a bruised right knee and broke the old team mark for the most receptions in a season of 70 by Frank Lewis (1981)...was selected to the Pro Bowl for the first time in his career...was also named AP HM All-Pro...finished fourth in the AFC in receiving...his 968 yards receiving was seventh best in AFC...was hampered early in the season with a broken wrist, but played and didn't wear a cast until Week 3 vs. New England when it was discovered after complaining of discomfort...had a 36-yard run on a reverse in the second Patriots game that stood as the longest run from scrimmage by a Bill in 1988.

**1987:** Led the Bills and ranked third in the AFC in receptions with 57 in the strike-shortened season.

**1986:** Led the club in receptions with 53 despite missing 1 1/2 games with a right knee injury...his 7 TD's were the most TD catches in 1 season since Jerry Butler's 8 in 1981.

**1985:** Had a solid rookie season by starting 15 of 16 games only Eddie Brown of Cincinnati (53) and San Francisco's Jerry Rice (49) caught more passes among rookies...also displayed some running ability by scoring a 14-yard TD on a reverse at Philadelphia (10/27).

**COLLEGE/PERSONAL:** Full name—Andre Darnell Reed...had a record-setting career at Kutztown (PA) University...set 9 school records as a receiver and finished his career with 142 catches for 2,020 yds. and 14 TD's...named to the All-Pennsylvania State Athletic Conference 3 yrs. in succession and twice was named an ECAC All-Star...was a high school QB at Dieruff High in Allentown, PA...led the school to an undefeated season his senior year and a conference title...studied criminal justice in college...serves as a celebrity spokesman for Big Brothers/Big Sisters of Western New York...owns Fitness Powerhouse Gym in Orlando...he and his wife, Cyndi, have a daughter, Auburn (5/24/94).

### REED'S RECEIVING STATS

YEAR	CLUB	G/GS	REC	YDS	AVG	LG	TD
1985	Buffalo	16/15	48	637	13.3	32	4
1986	Buffalo	15/15	53	739	13.9	55t	7
1987	Buffalo	12/12	57	752	13.2	40	5
1988	Buffalo	15/14	71	968	13.6	65t	6
1989	Buffalo	16/16	88	1,312	14.9	78t	9
1990	Buffalo	16/16	71	945	13.3	56t	8
1991	Buffalo	16/16	81	1,113	13.7	55	10
1992	Buffalo	16/16	65	913	14.0	51	3
1993	Buffalo	15/15	52	854	16.4	65t	6
1994	Buffalo	16/16	90	1,303	14.5	83t	8
1995	Buffalo	6/6	24	312	12.7	41t	3
1996	Buffalo	16/16	66	1,036	15.7	67t	6
<b>TOTALS</b>		<b>175/173</b>	<b>766</b>	<b>10,884</b>	<b>14.2</b>	<b>83t</b>	<b>75</b>

**ADDITIONAL CAREER STATISTICS:** *Rushing:* 72 Att for 481 Yds, 6.7 Avg, 46 LG, 1 TD (14 yds. vs. Philadelphia, 10/27/85); *Punt Returns:* 5 for 12 yds; *Pass Attempts:* 1 att., 1 comp. for 32 yards (to Bill Brooks at Miami, 12/4/94).

# BUFFALO BILLS

REED continued

YEAR	GAME	G/GS	PLAYOFFS				
			REC	YDS	AVG	LG	TD
1988	HOUSTON	1/1	6	91	15.2	53	0
1988	@Cincinnati	1/1	5	55	11.0	18	1
1989	@Cleveland	1/1	6	115	19.2	72t	1
1990	MIAMI	1/1	4	122	30.5	43	2
1990	RAIDERS	1/1	2	29	14.5	15	0
1990	S.B.XXV	1/1	8	62	7.8	20	0
1991	K.CITY	1/1	4	100	25.0	53t	2
1991	DENVER	1/1	2	19	9.5	10	0
1991	S.B.XXVI	1/1	5	34	6.8	12	0
1992	HOUSTON	1/1	8	136	17.0	27	3
1992	@Pittsburgh	1/1	0	0	0	0	0
1992	@Miami	1/1	3	25	8.3	9	0
1992	S.B.XXVII	1/1	8	152	19.0	40	0
1993	RAIDERS	1/1	4	53	13.2	20	0
1993	K.CITY	1/1	4	49	12.2	28	0
1993	S.B.XXVIII	1/1	6	75	12.5	22	0
1995	MIAMI	1/1	0	0	0.0	0	0
1995	@Pittsburgh	1/1	2	20	10.0	15	0
1996	JACKSONVILLE	1/1	3	32	10.7	16	0
<b>TOTALS</b>		<b>19/19</b>	<b>80</b>	<b>1,169</b>	<b>14.6</b>	<b>72t</b>	<b>9</b>

ADDITIONAL PLAYOFF STATS: *Rushing*-7 Att, 17 Yds, 2.4 Avg, 16 LG, 0 TD (1988-1 for -1 yds, 1991-2 for 12 yds, 16 LG, 1992-3 for -2 yds, 4 LG, 1993-1 for 8 yds).

## REED'S SINGLE GAME HIGHS

**MOST RECEPTIONS**—15 vs. Green Bay, 11/20/94; 13 vs. Denver, 9/18/89.

**MOST YARDS**—191 vs. Green Bay, 11/20/94; 168 at New England, 9/27/92; 159 vs. Washington, 11/1/93; 157 vs. Denver, 9/18/89; 154 vs. Miami, 9/1/91; 153 at LA Raiders, 12/6/87; 144 at San Francisco, 9/13/92; 142 at New England, 9/11/94.

**MOST TOUCHDOWN RECEPTIONS**—3 vs. New England, 9/5/93; 2-13 times: *Last Time*—2 at Miami, 12/4/94; *First Time*—2 at Kansas City, 11/30/86.

**LONGEST RECEPTIONS**—83t at Miami, 12/4/94; 78t at Houston, 9/24/89; 67t at Miami, 12/16/96; 65t vs. Washington, 11/1/93; 65t at NY Jets, 10/17/88; 61t at Seattle, 12/4/89; 60t at NY Giants (9/1/96).

## ANDRE REED VS. THE AFC EAST

(THRU 1996 SEASON)

	Gms	Rec	Yds	Avg	Lg	TDs
Indianapolis	22	97	1346	13.9	58	14
Miami	22	106	1552	14.6	83t	10
New England	20	84	1416	16.9	55	7
<u>N.Y. Jets</u>	<u>23</u>	<u>91</u>	<u>1217</u>	<u>13.4</u>	<u>65t</u>	<u>10</u>
<b>TOTALS</b>	<b>87</b>	<b>378</b>	<b>5531</b>	<b>14.6</b>	<b>83t</b>	<b>41</b>

## 1996 GAME-BY-GAME RECEIVING

DATE	OPPONENT	NO	YDS	AVG.	LG	TD
Sept. 1	@NY Giants	5	138	27.6	60t	1
Sept. 8	NEW ENGLAND	0	0	0.0	0	0
Sept. 16	@Pittsburgh	5	31	6.2	8	0
Sept. 22	DALLAS	5	36	7.2	12	0
Oct. 6	INDIANAPOLIS	4	58	14.5	30t	1
Oct. 13	MIAMI	10	134	13.4	49	0
Oct. 20	@NY Jets	3	26	8.7	10	0
Oct. 27	@New England	4	121	30.3	48t	1
Nov. 3	WASHINGTON	5	94	18.8	42	0
Nov. 10	@Philadelphia	2	22	11.0	14	0
Nov. 17	CINCINNATI	6	105	17.5	28	0
Nov. 24	NY JETS	4	61	15.3	23	2
Dec. 1	@Indianapolis	0	0	0.0	0	0
Dec. 8	@Seattle	1	7	7.0	7	0
Dec. 16	@Miami	6	127	21.2	67t	1
Dec. 22	KANSAS CITY	6	76	12.7	21	0
<b>TOTALS</b>		<b>66</b>	<b>1,036</b>	<b>15.7</b>	<b>67t</b>	<b>6</b>

# BUFFALO BILLS

REED *continued*

## 1995 GAME-BY-GAME RECEIVING

DATE	OPPONENT	NO	YDS	AVG.	LG	TD
Sept. 3	@Denver	4	67	16.8	34t	1
Sept. 10	CAROLINA	0	0	0.0	0	0
Sept. 17	INDIANAPOLIS	6	95	15.8	37	0
Oct. 2	@Cleveland	9	97	10.8	41t	1
Oct. 8	NY JETS	2	15	7.5	7	0
Oct. 15	SEATTLE		DNP-hamstring			
Oct. 23	@New England		DNP-hamstring			
Oct. 29	@Miami		DNP-hamstring			
Nov. 5	@Indianapolis		DNP-hamstring			
Nov. 12	ATLANTA		DNP-hamstring			
Nov. 19	@NY Jets		DNP-hamstring			
Nov. 26	NEW ENGLAND		DNP-hamstring			
Dec. 3	@San Francisco		DNP-hamstring			
Dec. 10	@St. Louis		DNP-hamstring			
Dec. 17	MIAMI		DNP-hamstring			
Dec. 24	HOUSTON	3	38	12.7	41t	1
<b>TOTALS</b>		<b>24</b>	<b>312</b>	<b>12.7</b>	<b>41t</b>	<b>3</b>

## 1994 GAME-BY-GAME RECEIVING

DATE	OPPONENT	NO	YDS	AVG.	LG	TD
Sept. 4	N.Y. JETS	6	77	12.8	17	0
Sept. 11	@ New England	7	142	20.3	37t	1
Sept. 18	@ Houston	6	89	14.8	37	0
Sept. 26	DENVER	5	83	16.6	32	0
Oct. 2	@ Chicago	3	25	8.3	11	0
Oct. 9	MIAMI	7	82	11.7	17	0
Oct. 16	INDIANAPOLIS	6	88	14.7	26	0
Oct. 30	KANSAS CITY	5	106	21.2	57	2
Nov. 6	@ N.Y. Jets	2	22	11.0	14	0
Nov. 14	@ Pittsburgh	6	63	10.5	19t	1
Nov. 20	GREEN BAY	15	191	12.7	28	2
Nov. 24	@ Detroit	8	58	7.2	13	0
Dec. 4	@ Miami	3	106	35.3	83t	2
Dec. 11	MINNESOTA	2	19	9.5	10	0
Dec. 18	NEW ENGLAND	6	112	18.6	47	0
Dec. 24	@ Indianapolis	3	40	13.3	21	0
<b>TOTALS</b>		<b>90</b>	<b>1,303</b>	<b>14.5</b>	<b>83t</b>	<b>8</b>

## 1993 GAME-BY-GAME RECEIVING

DATE	OPPONENT	NO	YDS	AVG.	LG	TD
Sept. 5	NEW ENGLAND	6	110	18.3	41t	3
Sept. 12	@ Dallas	1	10	10.0	10	0
Sept. 26	MIAMI	0	0	0	0	0
Oct. 3	N.Y. GIANTS	3	41	13.7	20	0
Oct. 11	HOUSTON	4	85	21.3	39t	2
Oct. 24	@ N.Y. Jets	5	56	11.2	23	0
Nov. 1	WASHINGTON	7	159	22.7	65t	1
Nov. 7	@ New England	3	56	18.7	46	0
Nov. 15	@ Pittsburgh	4	72	18.0	51	0
Nov. 21	INDIANAPOLIS	4	64	16.0	37	0
Nov. 28	@ Kansas City	4	28	7.0	8	0
Dec. 5	L.A. RAIDERS	1	6	6.0	6	0
Dec. 12	@ Philadelphia	DNP				
Dec. 19	@ Miami	3	65	21.7	32	0
Dec. 26	N.Y. JETS	3	51	17.0	22	0
Jan. 2	@ Indianapolis	4	51	12.8	18	0
<b>TOTALS</b>		<b>52</b>	<b>854</b>	<b>16.4</b>	<b>65t</b>	<b>6</b>

# BUFFALO BILLS

REED *continued*

## 1992 GAME-BY-GAME RECEIVING

DATE	OPPONENT	NO	YDS	AVG.	LG	TD
Sept. 6	LA. RAMS	2	29	14.5	17	0
Sept. 13	@ San Francisco	10	144	14.4	30	0
Sept. 20	INDIANAPOLIS	5	77	15.4	27	0
Sept. 27	@ New England	9	168	18.7	51	1
Oct. 4	MIAMI	6	94	15.7	28	1
Oct. 11	@ L.A. Raiders	6	85	14.2	21	0
Oct. 26	@ N.Y. Jets	3	55	18.3	37	0
Nov. 1	NEW ENGLAND	2	22	11.0	13	0
Nov. 8	PITTSBURGH	2	2	1.0	4	0
Nov. 16	@ Miami	3	38	12.7	17	0
Nov. 22	ATLANTA	4	70	17.5	22	1
Nov. 29	@ Indianapolis	2	21	10.5	14	0
Dec. 6	N.Y. JETS	3	40	13.3	17	0
Dec. 12	DENVER	1	6	6.0	6	0
Dec. 20	@ New Orleans	2	19	9.5	10	0
Dec. 27	@ Houston	5	43	8.6	13	0
<b>TOTALS</b>		<b>65</b>	<b>913</b>	<b>14.0</b>	<b>51</b>	<b>3</b>

## 1991 GAME-BY-GAME RECEIVING

DATE	OPPONENT	NO	YDS	AVG.	LG	TD
Sept. 1	MIAMI	11	154	14.0	54t	1
Sept. 8	PITTSBURGH	9	118	13.1	32	1
Sept. 15	@ N.Y. Jets	3	26	8.7	11	1
Sept. 22	@ Tampa Bay	3	69	23.0	32	0
Sept. 29	CHICAGO	4	33	8.3	12	0
Oct. 7	@ Kansas City	5	84	16.8	28	0
Oct. 13	INDIANAPOLIS	2	34	17.0	22	0
Oct. 21	CINCINNATI	5	80	16.0	24t	1
Nov. 3	NEW ENGLAND	5	121	24.2	55	0
Nov. 10	@ Green Bay	4	32	8.0	11	1
Nov. 18	@ Miami	8	80	10.0	23t	2
Nov. 24	@ New England	7	63	9.0	14	0
Dec. 1	N.Y. JETS	1	16	16.0	16t	1
Dec. 8	@ L.A. RAIDERS	8	107	13.4	31	0
Dec. 15	@ Indianapolis	4	65	16.3	26	1
Dec. 22	DETROIT	2	31	15.5	24	1
<b>TOTALS</b>		<b>81</b>	<b>1,113</b>	<b>13.7</b>	<b>55</b>	<b>10</b>

## 1990 GAME-BY-GAME RECEIVING

DATE	OPPONENT	NO	YDS	AVG.	LG	TD
Sept. 9	INDIANAPOLIS	5	62	12.4	25	0
Sept. 16	@ Miami	5	42	8.4	22	0
Sept. 24	@ N.Y. Jets	3	47	15.7	24	0
Sept. 30	DENVER	2	35	17.5	18	0
Oct. 7	L.A. RAIDERS	6	55	9.2	13t	1
Oct. 21	N.Y. JETS	8	116	14.5	19t	2
Oct. 28	@ New England	4	41	10.3	19	0
Nov. 4	@ Cleveland	7	122	17.4	43	0
Nov. 11	PHOENIX	0	0	0	0	0
Nov. 18	NEW ENGLAND	3	70	23.3	31	0
Nov. 26	@ Houston	6	54	9.0	13	0
Dec. 2	PHILADELPHIA	7	95	13.6	56t	1
Dec. 9	@ Indianapolis	7	95	13.6	34t	2
Dec. 15	@ N.Y. Giants	4	54	13.5	36	1
Dec. 23	MIAMI	4	57	14.3	19	1
Dec. 30	@ Washington	0	0	0	0	0
<b>TOTALS</b>		<b>71</b>	<b>945</b>	<b>13.3</b>	<b>56t</b>	<b>8</b>

# BUFFALO BILLS

REED *continued*

## 1989 GAME-BY-GAME RECEIVING

DATE	OPPONENT	NO	YDS	AVG.	LG	TD
Sept. 10	@ Miami	6	58	9.7	15	0
Sept. 18	DENVER	13	157	12.1	23	0
Sept. 24	@ Houston	5	135	27.0	78t	2
Oct. 1	NEW ENGLAND	4	114	28.5	36	0
Oct. 8	@ Indianapolis	7	75	10.7	16	1
Oct. 16	L.A. Rams	8	106	13.3	47	1
Oct. 22	N.Y. JETS	5	58	11.6	20t	1
Oct. 29	MIAMI	0	0	0	0	0
Nov. 5	@ Atlanta	5	100	20.0	52	0
Nov. 12	INDIANAPOLIS	6	76	12.7	32t	2
Nov. 19	@ New England	6	107	17.8	48	0
Nov. 26	CINCINNATI	1	19	19.0	19t	1
Dec. 4	@ Seattle	2	77	38.5	61t	1
Dec. 10	NEW ORLEANS	4	35	8.8	14	0
Dec. 17	@ San Francisco	10	115	11.5	37	0
Dec. 23	@ N.Y. Jets	6	80	13.3	23	0
<b>TOTALS</b>		<b>88</b>	<b>1,312</b>	<b>14.9</b>	<b>78t</b>	<b>9</b>

## 1988 GAME-BY-GAME RECEIVING

DATE	OPPONENT	NO	YDS	AVG.	LG	TD
Sept. 4	MINNESOTA	8	78	9.8	30	0
Sept. 11	MIAMI	8	122	15.3	30	0
Sept. 18	@ New England	2	13	6.5	7	0
Sept. 25	PITTSBURGH	3	48	16.0	28	0
Oct. 2	@ Chicago	7	98	14.0	29	0
Oct. 9	INDIANAPOLIS	7	124	17.7	58	2
Oct. 17	@ N.Y. Jets	7	132	18.9	65t	2
Oct. 23	NEW ENGLAND	1	3	3.0	3	0
Oct. 30	GREEN BAY	2	26	13.0	21	0
Nov. 6	@ Seattle	3	39	13.0	20	0
Nov. 14	@ Miami	5	65	13.0	28	0
Nov. 20	N.Y. JETS	5	56	11.2	37	0
Nov. 27	@ Cincinnati	4	53	13.3	34	0
Dec. 4	@ Tampa Bay	2	12	6.0	6	0
Dec. 11	L.A. RAIDERS	DNP				
Dec. 18	@ INDIANAPOLIS	7	99	14.1	24	2
<b>TOTALS</b>		<b>71</b>	<b>968</b>	<b>13.6</b>	<b>65t</b>	<b>6</b>

## 1987 GAME-BY-GAME RECEIVING

DATE	OPPONENT	NO	YDS	AVG.	LG	TD
Sept. 13	N.Y. JETS	3	47	15.7	19	0
Sept. 20	HOUSTON	6	62	10.3	15	1
Oct. 11	@ Miami	4	63	15.8	29	0
Nov. 1	WASHINGTON	8	108	13.5	31	1
Nov. 8	DENVER	5	60	12.0	22	1
Nov. 15	@ Cleveland	4	36	9.0	11	1
Nov. 22	@ N.Y. Jets	4	21	5.3	7	0
Nov. 29	MIAMI	4	96	24.0	40	0
Dec. 6	@ L.A. Raiders	7	153	21.9	38	0
Dec. 13	@ Indianapolis	3	41	13.7	21	0
Dec. 20	NEW ENGLAND	4	19	4.8	7	0
Dec. 27	@ Philadelphia	5	46	9.2	13	1
<b>TOTALS</b>		<b>57</b>	<b>752</b>	<b>13.2</b>	<b>40</b>	<b>5</b>

# BUFFALO BILLS

REED continued

## 1986 GAME-BY-GAME RECEIVING

DATE	OPPONENT	NO	YDS	AVG.	LG	TD
Sept. 7	N.Y. JETS	5	95	19.0	55t	1
Sept. 14	@ Cincinnati	1	19	19.0	19	0
Sept. 21	ST. LOUIS	0	0	0	0	0
Sept. 28	KANSAS CITY	5	55	11.0	15	0
Oct. 5	@ N.Y. Jets	3	17	5.7	9	0
Oct. 12	@ Miami	1	6	6.0	6t	1
Oct. 19	INDIANAPOLIS	3	33	11.0	13t	2
Oct. 26	NEW ENGLAND	DNP				
Nov. 2	@ Tampa Bay	3	38	12.7	14	0
Nov. 9	PITTSBURGH	3	34	11.3	17	1
Nov. 16	MIAMI	3	51	17.0	30	0
Nov. 23	@ New England	5	65	13.0	20	0
Nov. 30	@ Kansas City	7	95	13.6	39	2
Dec. 7	CLEVELAND	3	51	17.0	24	0
Dec. 14	@ Indianapolis	6	87	14.5	37	0
Dec. 21	@ Houston	5	93	18.6	38	0
<b>TOTALS</b>		<b>53</b>	<b>739</b>	<b>13.9</b>	<b>55t</b>	<b>7</b>

## 1985 GAME-BY-GAME RECEIVING

DATE	OPPONENT	NO	YDS	AVG.	LG	TD
Sept. 8	SAN DIEGO	3	35	11.7	15	0
Sept. 15	@ N.Y. Jets	2	21	10.5	19	0
Sept. 22	NEW ENGLAND	5	59	11.8	18t	1
Sept. 29	MINNESOTA	1	8	8.0	8	0
Oct. 6	@ Indianapolis	5	57	11.4	21	1
Oct. 13	@ New England	1	10	10.0	10	0
Oct. 20	INDIANAPOLIS	1	4	4.0	4	0
Oct. 27	@ Philadelphia	3	20	6.7	7t	1
Nov. 3	CINCINNATI	0	0	0	0	0
Nov. 10	HOUSTON	4	64	16.0	26	0
Nov. 17	@ Cleveland	2	41	20.5	23	0
Nov. 24	MIAMI	6	68	11.3	19	1
Dec. 1	@ San Diego	6	103	17.2	32	0
Dec. 8	N.Y. JETS	5	82	16.4	23	0
Dec. 15	@ Pittsburgh	1	21	21.0	21	0
Dec. 22	@ Miami	3	44	14.7	29	0
<b>TOTALS</b>		<b>48</b>	<b>637</b>	<b>13.3</b>	<b>32</b>	<b>4</b>

## REED'S 100-YARD GAMES

DATE	OPPONENT	REC	YARDS	AVG	LG	TD
12/1/85	@SAN DIEGO	6	103	17.2	32	0
11/1/87	WASHINGTON	8	108	13.5	31	1
12/6/87	RAIDERS	7	153	21.9	38	0
9/11/88	MIAMI	8	122	15.2	30	0
10/9/88	INDIANAPOLIS	7	124	17.7	58	2
10/17/88	@jets	7	132	18.8	65t	2
9/18/89	DENVER	13	157	12.1	23	0
9/24/89	@Houston	5	135	27.0	78t	2
10/1/89	NEW ENGLAND	4	114	28.5	36	0
10/16/89	RAMS	8	106	13.3	47	1
11/5/89	@Atlanta	5	100	20.0	52	0
11/19/89	@New England	6	107	17.8	48	0
12/17/89	@San Francisco	10	115	11.5	37	0
*1/6/90	@Cleveland	5	115	19.2	72t	1
10/21/90	JETS	8	116	14.5	19	2
11/4/90	@Cleveland	7	122	17.4	43	0
*1/12/91	MIAMI	4	122	30.5	43	2
9/1/91	MIAMI	11	154	14.0	54t	1
9/8/91	PITTSBURGH	9	118	13.1	32	1
11/3/91	NEW ENGLAND	5	121	24.2	55	0
12/8/91	@Raiders	8	107	13.4	31	0
*1/5/92	KANSAS CITY	4	100	25.0	53t	2
9/13/92	@San Francisco	10	144	14.4	30	0
9/27/92	@New England	9	168	18.7	51	1
*1/3/93	HOUSTON	8	136	17.0	27	3
*1/31/93	Dallas-S.B.XXVII	8	152	19.0	40	0
9/5/93	NEW ENGLAND	6	110	18.3	41t	3
11/1/93	WASHINGTON	7	159	22.7	65t	1
9/11/94	@New England	7	142	20.3	37t	1
10/30/94	KANSAS CITY	5	106	21.2	57	2
11/20/94	GREEN BAY	15	191	12.7	28	2
12/4/94	@Miami	3	106	35.3	83t	2
12/18/94	NEW ENGLAND	6	112	18.6	47	0
9/1/96	@NY Giants	5	138	27.6	60t	1
10/13/96	MIAMI	10	134	13.4	49	0
10/27/96	@New England	4	121	30.3	48t	1
11/17/96	CINCINNATI	6	105	17.5	28	0
12/16/96	@Miami	6	127	12.7	21	0
<b>TOTALS</b>						

38 100-YARD GAMES (33 regular season, 5 playoffs)

\*Playoff Game



REED continued

## HIGHWAY TO THE HALL

The charts below show where Andre Reed, prior to the 1997 season, compares with the 13 post-WWII wide receivers enshrined in Canton, Ohio.

### REED COMPARED TO HALL OF FAME WIDE RECEIVERS- NUMBER OF RECEPTIONS

Rank	Player	League	Years	Rec.	Yds.	Avg.	TD
1	Steve Largent	NFL	14	819	13,089	16.0	100
*	<b>ANDRE REED</b>	NFL	12	<b>766</b>	<b>10,884</b>	<b>14.2</b>	<b>75</b>
2	Charlie Joiner	NFL	18	750	12,146	16.2	65
3	Charley Taylor	NFL	13	649	9,140	14.1	79
4	Don Maynard	AFL-NFL	15	633	11,834	18.7	88
5	Raymond Berry	NFL	13	631	9,275	14.7	68
6	Fred Biletnikoff	AFL-NFL	14	589	8,974	15.2	76
7	Lance Alworth	AFL-NFL	11	542	10,268	18.9	85
8	Bobby Mitchell	NFL	11	521	7,954	15.3	65
9	Paul Warfield	NFL	13	427	8,565	20.1	85
10	Tom Fears	NFL	9	400	5,397	13.5	38
11	Elroy Hirsch	AAC-NFL	12	387	7,029	18.2	60
12	Dante Lavelli	AAC-NFL	11	386	6,488	16.8	62
13	Pete Pihos	NFL	9	373	5,619	15.1	61

### REED COMPARED TO HALL OF FAME WIDE RECEIVERS- RECEIVING YARDAGE

Rank	Player	League	Years	Rec.	Yds.	Avg.	TD
1	Steve Largent	NFL	14	819	13,089	16.0	100
2	Charlie Joiner	NFL	18	750	12,146	16.2	65
3	Don Maynard	AFL-NFL	15	633	11,834	18.7	88
*	<b>ANDRE REED</b>	NFL	12	<b>766</b>	<b>10,884</b>	<b>14.2</b>	<b>75</b>
4	Lance Alworth	AFL-NFL	11	542	10,268	18.9	85
5	Raymond Berry	NFL	13	631	9,275	14.7	68
6	Charley Taylor	NFL	13	649	9,140	14.1	79
7	Fred Biletnikoff	AFL-NFL	14	589	8,974	15.2	76
8	Paul Warfield	NFL	13	427	8,565	20.1	85
9	Bobby Mitchell	NFL	11	521	7,954	15.3	65
10	Elroy Hirsch	AAC-NFL	12	387	7,029	18.2	60
11	Dante Lavelli	AAC-NFL	11	386	6,488	16.8	62
12	Pete Pihos	NFL	9	373	5,619	15.1	61
13	Tom Fears	NFL	9	400	5,397	13.5	38

### REED COMPARED TO HALL OF FAME WIDE RECEIVERS-CAREER RECEIVING TOUCHDOWNS

Rank	Player	League	Years	Rec. TDs
1	Steve Largent	NFL	14	100
2	Don Maynard	AFL-NFL	15	88
T3	Lance Alworth	AFL-NFL	11	85
	Paul Warfield	NFL	13	85
5	Charley Taylor	NFL	13	79
6	Fred Biletnikoff	AFL-NFL	14	76
*	<b>ANDRE REED</b>	NFL	12	<b>75</b>
7	Raymond Berry	NFL	13	68
T8	Charlie Joiner	NFL	18	65
	Bobby Mitchell	NFL	11	65
10	Dante Lavelli	AAC-NFL	11	62
11	Pete Pihos	NFL	9	61
12	Elroy Hirsch	AAC-NFL	12	60
13	Tom Fears	NFL	9	38



**JAY RIEMERSMA**  
**TIGHT END**

**49**

Ht: 6-5 Wt: 254  
College: Michigan

NFL Years : 1  
How Acquired: D-7B, '96  
1996 Games Played/Started: 0/0  
Career Games Played/Started: 0/0  
Playoff Games Played/Started: 0/0  
Birthdate: 5/17/73  
Birthplace: Evansville, IN  
Residence: Zeeland, MI

**PRO:** Big, strong TE who possesses soft hands...excellent blocker...very sharp in breaking out of his pass routes...was the Bills' second pick in the seventh round in 1996.

**1996:** Spent the first six games of the season on Bills' Developmental Squad...was signed to the active roster on 10/15...was made inactive each game the remainder of the season and Wildcard playoff.

**COLLEGE/PERSONAL:** Full name—Allen Jay Riemersma...former QB at Michigan who made a smooth and rapid adjustment to TE...served as UM's holder for FGs and PATs for 4 years...hooked up with Bills' QB Todd Collins for his 2 TD receptions in '94...was second-team All Big 10 selection after ranking third on the team with 41 receptions for 370 yards in '95...All Big 10 honorable mention and All Big 10 Academic Team in '94...served as reserve QB in '92 & '93...recipient of the Meyer Morton Award in spring drills after '93 season, given to the player who showed the greatest development as he shifted to TE, earning the starting job...was redshirted as a freshman...All-Midwest selection by Super Prep and Tom Lemming's Prep Football Report at Zeeland (MI) High...finalist for USA Today Michigan Player of the Year Award...Dream Team Blue Chip choice by Detroit Free Press...won the Michigan chapter of the National Football Foundation Hall of Fame Scholar-Athlete Award...started 3 years on basketball team, twice earning all-conference, all-area and all-state honors...communications-law major.



**MIKE ROCKWOOD**  
**OFFENSIVE LINE**

**73**

Ht: 6-10 Wt: 345  
College: Nevada

NFL Years : 1  
How Acquired: FA-'96  
1996 Games Played/Started: 0/0  
Career Games Played/Started: 0/0  
Playoff Games Played/Started: 0/0  
Birthdate: 6/5/73  
Birthplace: Mira Loma, CA  
Residence: Reno, NV

**PRO:** The tallest player in Bills' history and the tallest in the NFL in '96...has showed bright promise and is developing into a solid offensive lineman...signed with Buffalo as a FA-'96.

**1996:** Spent the entire season on Buffalo's Developmental squad.

**COLLEGE/PERSONAL:** Full name—Michael Lural Rockwood...was a first-team All Big West selection in both his 2 seasons at Nevada...tallest player in Wolfpack history...team captain his senior season...spent 2 seasons at Riverside (CA) Junior College prior to Nevada...named all-conference, all-state and all-american at Riverside...competed in football, baseball and basketball at Rubidoux (CA) High...majored in physical education.



## SAM ROGERS LINEBACKER

# 59

Ht: 6-3 Wt: 245  
College: Colorado

NFL Years : 4  
How Acquired: D-2C, '94  
1996 Games Played/Started: 14/14  
Career Games Played/Started: 44/22  
Playoff Games Played/Started: 3/3  
Birthdate: 5/30/70  
Birthplace: Pontiac, MI  
Residence: Orchard Park, NY

**PRO:** A solid, and professional athlete who played his way into the starting lineup... aggressive, good-sized LB, who is equally adept at rushing the passer or serving as a run-stopper...was the 64th selection of the '94 draft.

**1996:** His 88 TTs on the season marked a career high...started the first season-opener of his career at NY Giants (9/1)...recovered Steelers' fumble at midfield on their first drive of the game at Pittsburgh (9/16)...went down with an ankle injury on the first defensive play of the game vs. Indianapolis (10/6) and did not return...was inactive with injury vs. Miami (10/13) and at NY Jets (10/20)...tied for second on the team with 10 TTs at New England (10/27)...recorded his first sack of the season on the last play of the first half at Philadelphia (11/10)...nailed Natrone Means in the backfield for a 5-yard loss on second-and-goal from the 4 in the first quarter of Wildcard playoff vs. Jacksonville (12/28).

**1995:** Led Bills with 3 special teams tackles vs. Carolina (9/10)...pressured Jim Harbaugh on 4th-and-10 with 28 seconds in the game to force incompleting and preserve Bills' 6-point victory vs. Indy (9/17)...started his first career game vs. Jets (10/8) and recorded his first career sack...played his best game of the season at Jets (11/19) when he recorded 5 tackles, 5 QB pressures, 1 FF and 2 PDs...saw limited action in last 3 games of regular season because of leg injury...started both Bills' postseason games.

**1994:** Was named to the Pro Football Weekly/Pro Football Writers of America All-Rookie Team...finished third on the team in special teams tackles with 22...led the squad with 5 special teams tackles at New England (9/11)...was inactive for the Indianapolis games (vs., 10/16 and at, 12/24).

**COLLEGE/PERSONAL:** Full name—Sammie L. Rogers...made 316 tackles in his Colorado career with 38 sacks...also displayed his ball-hawking ability early by recording 14 FFs and 7 FRs while at Colorado...started at ROLB in his final season...in his first year with the Buffaloes (1992) he played at NG for 2 games before switching to a reserve DE...was out of football in '91 while completing course work at Los Angeles J.C....was all-state at St. Mary's (Pontiac, MI) High as a DE...was an all-state TE as a junior...played QB as a freshman and sophomore...majored in sociology...he and his wife, Leslie, have 2 sons, Sam Jr., and Aaron, and 1 daughter, Areil.

### ROGERS' DEFENSIVE STATS

YEAR	CLUB	G/GS	TT	UT	AT	SACKS	QB PR.	INT	PD	FF	FR
1994	Buffalo	14/0	0	0	0	0	0	0	0	0	0
1995	Buffalo	16/8	64	37	27	2.0	11	0	2	1	1
1996	Buffalo	14/14	88	44	44	3.5	8	0	2	1	2
<b>TOTALS</b>		<b>44/22</b>	<b>152</b>	<b>81</b>	<b>71</b>	<b>5.5</b>	<b>19</b>	<b>0</b>	<b>4</b>	<b>2</b>	<b>3</b>

**ADDITIONAL CAREER STATISTICS:** *Special Teams Tackles*—32 Total (1994—12 UTs and 4 ATs on KOs and 3 UTs and 3 ATs on punts; 1995—2 UTs and 2 ATs on KOs and 2 UTs and 1 AT on punt; 1996—3 ATs on punt).

### PLAYOFFS

YEAR	G/GS	TT	UT	AT	SACKS	INT	PD	FF	FR
1995	2/2	8	2	6	0	0	0	0	0
1996	1/1	1	1	0	0	0	0	0	0
<b>TOTALS</b>		<b>3/3</b>	<b>9</b>	<b>3</b>	<b>6</b>	<b>0</b>	<b>0</b>	<b>0</b>	<b>0</b>

**ADDITIONAL PLAYOFF STATS:** *Special Teams Tackles:* 1995—1 UT on KO



Ht: 6-1 Wt: 208  
College: Eastern Washington

## KURT SCHULZ

### SAFETY

NFL Years : 6  
How Acquired: D-7, '92  
1996 Games Played/Started: 15/15  
Career Games Played/Started: 64/29  
Playoff Games Played/Started: 8/4  
Birthdate: 12/12/68  
Birthplace: Wenatchee, WA  
Residence: Buffalo, NY

# 24

**PRO:** One of the real "headhunters" of the Bills' defense...Buffalo is 8-0 in games where Schulz has an INT...has established himself as one of the top safeties in the league over the past 2 seasons...intelligent player with the ability to anticipate where the ball will be...was the 195th player picked in the '92 draft.

**1996:** Led the team in INTs for the second consecutive year...his 102 TTs marked a new career high and was tops among Bills' DBs...recovered blocked FG in the third quarter at Pittsburgh (9/16)...laid a monstrous hit on Herschel Walker on third down to stop him short of the first vs. Dallas (9/22)...knocked Walker out of the same game with a huge hit at the one-yard line...was inactive vs. Indianapolis (10/6) with a groin injury...broke up 2-point conversion attempt vs. Washington (11/3)...left the game after 16 plays at Philadelphia (11/10) with a mild concussion...had his first 2 INTs of the season and first multi-INT game of his career vs. Cincinnati (11/17)...his 2 INTs vs. NY Jets (11/24) was his second consecutive game with multi-INTs, marking the first time a Bills' player had back-to-back games with multi-INTs since Charley Warner did it in 1965...was named AFC Defensive Player of the Week for his game vs. Jets...nearly intercepted Dan Marino's first pass of the game at Miami (12/16) when he dove over a falling receiver to get his hands on the ball...led the secondary with 7 TTs in his eighth career postseason game in Wildcard playoff vs. Jacksonville (12/28).

**1995:** Named to second-team All-AFC by UPI...finished tied for second in the AFC with 6 INTs...of his 6 INTs 4 were converted into Bills' points...his INT in the end zone in the fourth quarter vs. Atlanta (11/12) did not lead to any points, but did preserve a 6-point lead with 52 seconds remaining in the game...his big hit on Bronco receiver forced ball loose for Henry Jones' INT...had his first career INT vs. Carolina (9/10) which he returned 32 yards for his first TD...in 3-game stretch he had an INT at Cleveland (10/2) vs. Jets (10/8) and vs. Seattle (10/15)...made one of key plays of game at Indy when he stepped in front of Colts' receiver to come up with INT in the end zone...was awarded game ball for his efforts against Atlanta (11/12)...was inactive at Jets (11/19) and vs. NE (11/26) with a thigh bruise...made the conversion to strong safety at St. Louis (12/10) for the remainder of the season when Henry Jones was injured...was inactive vs. Houston (12/24)...started both Bills' postseason games.

**1994:** Again served as the Bills' dime back and made some big hits, including one that sent Minnesota receiver Quadry Ismail to the sidelines in the Vikings game (12/11)...tied Mark Maddox for sixth on the special teams with 13 tackles...knocked down 2 John Elway passes in the win over Denver (9/26).

**1993:** Was utilized in dime situations and on special teams...was sidelined in the early portion of the season with a torn calf muscle he suffered in the final preseason game...returned to the lineup vs. Houston (10/11)...played in all 3 playoff games.

**1992:** Earned a spot on the roster and was utilized in the dime package on opening day vs. the Rams...made his first NFL start the following week at San Francisco and tallied 6 TTs...was only the sixth Buffalo rookie to draw a start since 1988...was placed on IR (10/26) with a knee injury and was activated off IR 12/19...started the Houston playoff game (1/3) in dime coverage and played at Pittsburgh (1/9)...was 1 of the 2 inactives for the championship game and S.B.XXVII.

SCHULZ *continued*

**COLLEGE/PERSONAL:** Full name—Kurt Erich Schulz...was named All-Big Sky second team in senior year and GTE All-America Academic second team...was previously named to All-Big Sky second team as a junior and first team as a sophomore...also named to AP All-America third team as a sophomore...finished Eastern Washington career as the second leading tackler in school history...219 INT return yardage set a new school mark as did 28 PDs...17 career INTs ranked fourth on all-time Big Sky Conference list...missed senior year at Eisenhower High with a broken right leg...majored in business administration...wife's name—Susan.

**SCHULZ DEFENSIVE STATS**

YEAR	CLUB	G/GS	TT	UT	AT	SACKS	QB PR.	INT	PD	FF	FR
1992	Buffalo	8/1	14	7	7	0	1	0	0	0	1
1993	Buffalo	12/0	10	7	3	0	0	0	1	0	0
1994	Buffalo	16/0	20	15	5	0	0	0	2	0	0
1995	Buffalo	13/13	90	42	48	0	1	6	15	2	0
1996	Buffalo	15/15	102	57	45	0	0	4	16	0	0
<b>TOTALS</b>		<b>64/29</b>	<b>236</b>	<b>128</b>	<b>108</b>	<b>0</b>	<b>2</b>	<b>10</b>	<b>34</b>	<b>2</b>	<b>1</b>

**ADDITIONAL CAREER STATISTICS:** *Special Teams Tackles*—26 Total (2 UTs and 4 AT on KOs in '92; 5 UTs and 2 ATs on KOs in '93; 4 UTs and 6 ATs on KOs and 1 UT and 2 ATs on punts in '94).

**PLAYOFFS**

YEAR	CLUB	G/GS	TT	UT	AT	SACKS	QB PR.	INT	PD	FF	FR
1992	HOUS.	1/1	2	1	1	0	0	0	0	0	0
1992	@Pitts.	1/0	0	0	0	0	0	0	0	0	0
1992	@Miami/S.B.XXVII	—Inactive									
1993	RAIDERS	1/0	0	0	0	0	0	0	0	0	0
1993	K.CITY	1/0	1	1	0	0	0	0	0	0	0
1993	S.B.XXVIII	1/0	0	0	0	0	0	0	0	0	0
1995	MIAMI	1/1	6	2	4	0	0	0	0	0	0
1995	@Pitts.	1/1	2	0	2	0	0	0	0	0	0
1996	JACKSONVILLE	1/1	7	5	2	0	1	0	0	0	0
<b>TOTALS</b>		<b>8/4</b>	<b>18</b>	<b>9</b>	<b>9</b>	<b>0</b>	<b>1</b>	<b>0</b>	<b>0</b>	<b>0</b>	<b>0</b>

**ADDITIONAL CAREER STATISTICS:** *Special Teams Tackles*—1 UT on KO @ Pitt (1/6/96).



**ERIC SMEDLEY**  
**SAFETY**

**40**

Ht: 5-11 Wt: 199  
College: Indiana

NFL Years : 2  
How Acquired: D-7C, '96  
1996 Games Played/Started: 6/0  
Career Games Played/Started: 6/0  
Playoff Games Played/Started: 1/0  
Birthdate: 7/23/73  
Birthplace: Charleston, WV  
Residence: Charleston, WV

**PRO:** Aggressive defender who is as tough against the run as he is against the pass...breaks sharply out of his backpedal and displays explosive acceleration to the ball...hard-hitter who is active near the line of scrimmage...quality special teams performer...249th overall selection in the 1996 Draft.

**1996:** Saw action on special teams in season's first 3 games...was inactive for Games 4-11 and 14&15...had a solo tackle on KO coverage vs. NY Jets (11/24) after he fought through traffic in second quarter...had a solo tackle on punt coverage vs. Kansas City (12/22)...had 2 TTs on KO coverage in his first career postseason contest in Wildcard game vs. Jacksonville (12/28).

**COLLEGE/PERSONAL:** Full name—Eric Alan Smedley...All-American second-team and All Big 10 first team pick by the NFL Draft Report in 1995...moved to free safety in '95 and ranked third on the team with 72 TTs...started at strong-side CB

SMEDLEY *continued*

and finished with 50 TTs in '94...returned an INT 47-yards for a TD vs. Michigan in '94...reserve CB saw most of his action as "gunner" (wedge-buster) on punt coverage unit in '93...saw limited action on special teams in '92...redshirted as a freshman...lettered 3 times as a HB and DB at Capital (Charleston, WV) High...led the team to the state title as he ran for a 55-yard TD and returned a punt 60 yards in the championship contest...rushed for 1,330 yards and had 13 INTs, returning 4 for TDs in his career...all-county choice in basketball...majored in criminal justice.

### SMEDLEY'S DEFENSIVE STATS

YEAR	CLUB	G/GS	TT	UT	AT	SACKS	QB PR.	INT	PD	FF	FR
1996	Buffalo	6/0	0	0	0	0	0	0	0	0	0

ADDITIONAL CAREER STATISTICS: *Special Teams Tackles*—5 Total (4 UTs on KO and 1 UT on punt).

### PLAYOFFS

YEAR	CLUB	G/GS	TT	UT	AT	SACKS	QB PR.	INT	PD	FF	FR
1996	JACKSONVILLE	1/0	0	0	0	0	0	0	0	0	0

ADDITIONAL CAREER STATISTICS: *Special Teams Tackles*—1 AT on KO and 1 AT on punt vs. Jacksonville.



## BRUCE SMITH DEFENSIVE END

# 78

NFL Years : 13

How Acquired: D-1A, '85

1996 Games Played/Started: 16/16

Career Games Played/Started: 170/166

Playoff Games Played/Started: 18/18

Birthdate: 6/18/63

Birthplace: Norfolk, VA

Residence: Norfolk, VA

Ht: 6-4 Wt: 273

College: Virginia Tech.

**PRO:** Regarded by some of the most knowledgeable NFL minds as one of a very select few defensive players who can change the complexion of a game by himself...has been selected to the Pro Bowl 9 times and was the game's MVP in 1987...needs 32 tackles on the season to have 1000 for his career...led the AFC with 13.5 sacks in '96... was 1 sack shy of the AFC leader in 1989, '90 and '93 and just 1/2 sack shy in '86, '87 and '88...is the Bills' all-time sack leader...was the first player chosen in the 1985 draft.

**1996:** Had one of his finest seasons in his 12th year in the league...selected to a team record ninth Pro Bowl...named the NFL's Defensive Player of the Year by AP, UPI, Pro Football Weekly, Football Digest and College & Pro Football Newsweekly...was named All-Pro first team by AP, C&PFN, Football Digest, USA Today, Pro Football Weekly/PFWA, Sporting News, and Sports Illustrated...All-AFC team by Football News and UPI...won the Mackey Award as the defensive lineman of the year by the NFLPA for the third consecutive season...named AFC Player of the Month for September and November...AFC Player of the Week for week 11...led the NFL with three blocked FGs (no other player in the league had more than 1)...led the AFC with 13.5 sacks...joined Reggie White as the only 2 players to record 10+ sacks in 10 seasons...recorded a career-best 54 QB pressures on the season...made one of the key plays of the game when he hit Dave Brown on first down in OT to force fumble which Chris Spielman recovered to set up game-winning FG at NY Giants (9/1)...had 3 sacks vs. New England (9/8) giving him 5.5 in the season's first 2 games...blocked a FG in the fourth quarter at Pittsburgh (9/16)...blocked a 36-yard FG attempt late in the first half vs. Dallas (9/22); it was his second in as many weeks...moved into sole possession of second place on the NFL's all-time sacks list with his fourth quarter sack vs. Miami (10/13)...in one of the key plays of the game he sacked Ty Detmer on fourth-and-goal from the 3-yard line with 30 seconds to play and the Bills preserving a 3-point lead at Philadelphia (11/10)...blocked his third FG of the season in the third quarter at Indianapolis (12/1)...had his consecutive games with a sack streak snapped at 4 games when he

B. SMITH *continued*

was held sackless at Seattle (12/8)...turned game around in the third quarter of the playoff-clinching victory over Kansas City (12/22) when he sacked Steve Bono, forcing fumble which Bills recovered...had 4 solo tackles and 1 pressure in his 18th career postseason contest in AFC Wildcard vs. Jacksonville (12/28).

**1995:** Selected to a team record eighth Pro Bowl...named defensive linemen of the year by the NFLPA...named to All-Pro First Teams by AP, Pro Football Weekly, The Sporting News, College and Pro Football Weekly, Sports Illustrated, Football Digest, USA Today and ESPN's Tom Jackson in addition to All-AFC by Pro Football Weekly, Football News and UPI ...led the team with 36 QB pressures...recorded his third 100+ tackle season... blocked his first career FG with Mark Pike vs. Indy...recorded his first sack of the season at Cleveland (10/2)...reached the 800 tackle mark for his career at New England (10/23)...recorded his first sack against Atlanta (11/12) leaving only Dallas, Detroit and San Diego that he is sackless against in the regular season...was the Miller Lite Player of the Game for his 3-sack performance at San Francisco (12/3)...recorded 2 sacks at St. Louis (12/10) which moved him into third place on the NFL's all-time list...his 2 sacks at St. Louis made him one of only two players (Reggie White being the other) to record 10+ sacks in 9 seasons...started his 150th career game vs. Miami (12/17) and recorded a season-high 6 QB pressures...was inactive in the season finale vs. Houston (12/24) because game had no playoff implications...recorded a team-high 5 QB pressures in the Wild Card game vs. Miami (12/30)...was inactive and unable to make the trip to Pittsburgh for divisional playoff game (1/6) because of the flu and subsequent 104 degree temperature.

**1994:** Was named to All-Pro First Teams by Associated Press, College and Pro Football Weekly, USA Today, Pro Football Weekly/Pro Football Writers of America, The Sporting News and Sports Illustrated's Dr. Z...also named to All-Pro Second Teams by Football Digest and ESPN's Tom Jackson in addition to All-AFC teams by the Football News and UPI...as a sidebar, was named to the PFWA's All-Interview Team for Best Stand-Up Quote-First Team...perhaps most distinguished honor of the year was being named as a finalist for the Miller Lite "Player of the Year"...was selected to his seventh Pro Bowl, but played in the prestigious game for the first time since the 1991 game...received accolades from the NFL as the AFC Defensive Player of the Month (September) and AFC Defensive Player of the Week (9) when he recorded 4 solos, 2 sacks, 6 QB Pressures, 1 FF and 1 FR vs. Kansas City (10/30)...tied for sixth in the AFC in sacks with 10 in a season that left the Bills 13th of the 14 AFC squads in team sacks...led the Bills in FF (5) and finished third on the team with 92 tackles...intercepted his second career pass at New England (9/11)...was also credited with a half sack of Drew Bledsoe in the end zone that caused the Patriot QB to fumble and was eventually recovered by Buffalo's Mike Lodish for a score...tied his personal best of 4 sacks in a game at Houston (9/18)...made his 500th solo tackle vs. Denver (9/26)...made his 700th career stop vs. Indianapolis (10/16)...was inactive for the Green Bay game (11/20) with a shoulder injury, marking his first absence from the lineup since 12/20/92 at New Orleans...his sack at Miami (12/4) enabled him to become only the third player (Reggie White-9 and Richard Dent-8) to have at least 8 seasons of 10+ sacks since the NFL began recording sacks in 1982.

**1993:** Won the George Halas Trophy as the Newspaper Enterprise Association's Defensive Player of the Year...named Defensive Player of the Year by Pro Football Weekly...was also named to the All-Pro teams by A.P., College & Pro Football Newsweekly, Football Digest, Pro Football Weekly, The Sporting News and Sports Illustrated's Dr. Z...was selected to All-AFC squads by Football News and UPI...was voted to his 6th Pro Bowl, but opted to go home for the birth of his first child...was the AFC Defensive Player of the Week in Week 8 at the Jets and the AFC Defensive Player of the Month for October...was also the NFL's Postseason Defensive Player of the Week vs. the Raiders (1/15)...his 14 sacks was second best in the NFL...led the team in sacks (14) and QB Pressures (24) and was third in TTs (108)...recorded first career INT at Jets (10/24), a diving grab that sealed the victory...recorded 100th sack against Washington's Mark Rypien (11/1)...6-game consecutive sack streak ended at Pitts. (11/15)...the streak matched his own mark in 1986 and Phil Hansen's in 1992...recorded 2 sacks vs. Raiders (1/15) to become the NFL's all-time playoff sack leader with 11, overtaking Richard Dent (10.5) and Charles Mann (10)...added another sack in Championship game vs. Kansas City (1/23).

**1992:** Made a return trip to the Pro Bowl, the 5th of his career...was selected to The Sporting News All-Pro team, the Football News and Pro Football Weekly All-AFC squads and AP All-Pro second team...in addition, was chosen as the NFL Defensive Player of the Week for the Championship game at Miami (1/17)...was also nominated as the Bills recipient of the 1992 Ed Block Courage Award...had an outstand

B. SMITH *continued*

ing game vs. the Colts (9/20) with 11 TTs (9 solos), 3 sacks and a pair of QB pressures...was inactive at New Orleans (12/20) with cracked ribs.

**1991:** In the most frustrating season of his career, the perennial All-Pro appeared in only 5 regular season games...was sidelined after the first week of training camp when he had his knee scoped...had hoped to return to action in Week 3, but did not make it back until the Chicago game (9/29-Week 5)...was inactive the following week at Kansas City and was then placed on IR 10/12...activated from IR on 11/30 and appeared in only his second game vs. the Jets (12/1)...upped his career sack total to 78 with one at the Raiders (12/8)...played in all 3 playoff games at less than 100 percent, but was still effective.

**1990:** Was the most dominant defensive player in the NFL, according to most experts, with honors and statistics to prove it...was selected to his fourth Pro Bowl...was named Defensive Player of the Year by AP, UPI, Football News, Pro Football Weekly, 101 Club...was also named to All-Pro teams by AP, PFWA, Pro Football Weekly, The Sporting News, NEA, College and Pro Football Weekly, Football Digest and Sports Illustrated's Dr. Z...was also named to All-AFC teams by Football News, and UPI...in addition, was named Touchdown Magazine's Player of the Year, NFL Alumni's Defensive Lineman of the Year and was the AFC Player of the Month (December)...was second in the NFL in sacks with 19, just 1 behind K.C.'s Derrick Thomas' 20...his 19 sacks set a new club single season record, breaking his own mark of 15 in 1986...equalled LB Cornelius Bennett's feat of being named AFC Defensive Player-of-the-Week twice in consecutive games against Indianapolis (12/9) and the Giants (12/15)...was second on the Bills' tackle list with 101 TTs...completely dominated some games, such as the Colts contest when he sacked QB Jeff George 4 times...came up with one of the biggest plays of Super Bowl XXV when he sacked Giants QB Jeff Hostetler in the end zone for a safety in the second quarter that gave the Bills a 12-3 lead.

**1989:** Became the Bills all-time leader in sacks when he surpassed Ben Williams' 51 and finished the '89 campaign with 57.5 career sacks...broke Williams' record in the Jets game (10/22) when he made 3 sacks...was selected as a starter in the Pro Bowl for the third consecutive year...was voted to the Pro Football Weekly and UPI All-AFC squads and AP All-Pro Second Team...finished fourth in team tackles with 88...recorded 7 solos and 1/2 sack in the playoff game at Cleveland.

**1988:** Had a fantastic season that included being selected to the following post-season honors: Pro Bowl; first team units on AP All-Pro, PFWA All-Pro, UPI All-AFC, The Sporting News All-Pro, College and Pro Football Weekly All-Pro, Pro Football Weekly All-Pro, Pro Football Weekly All-AFC, Sports Illustrated All-Pro, Football News All-AFC and World Almanac All-Pro teams; UPI AFC Co-Defensive Player-of-the-Year; Bills Monday Quarterback Club Defensive MVP...tied for the second most sacks in the AFC with Lee Williams of San Diego at 11 (only 1/2 behind leader Greg Townsend of the Raiders), though he played in only 12 games...missed the first 4 games of the season when he was suspended by the NFL under its substance abuse program...was ninth on the team in tackles with 56, but first in sacks with 11...still managed to record 2 QB sacks against Cincinnati in the AFC title game, though he missed some of the game with an injury.

**1987:** Had an outstanding season which ended with a trip to the Pro Bowl where he won the Dan McGuire Award as the game MVP...named first team All-Pro by PFWA, The Sporting News, AP and Sports Illustrated...also won the Miller Lite/NFL Defensive Lineman-of-the-Year and was the UPI Defensive Player-of-the-Year...landed 1st team berths on the UPI, PFWA and Football News ALL-AFC teams and was the NFLPA AFC Defensive Lineman-of-the-Year...led all Bills' defensive linemen with 78 tackles, which ranked fourth on the squad...his dozen sacks were the most by a defensive lineman in the AFC...also registered 17 QB pressures...won AFC Defensive Player-of-the-Week honors for his 6 tackle, 3 sack effort vs. the Colts (12/13) in which 1 sack came late in the game when he dropped Sean Salisbury in the end zone, causing a fumble which he recovered for his first ever TD...partially blocked a FG vs. the Raiders (12/6)...started the season off with 13 tackles vs. the Jets for his career high...ran his streak of games with at least 1 sack to 9 during the year (going back to '86) before it ended against the Redskins (11/1).

**1986:** Named second team All-AFC by UPI and HM All-Pro by AP...just missed leading the AFC in sacks when he set a new Bills' record of 15...ironically, tied again with San Diego's Lee Williams for second most in conference, just 1/2 behind a Raider, Sean Jones, as in '88...his 63 tackles was seventh on the club...just missed a trip to the Pro Bowl and was an alternate...had at least 1 sack in all but 3 games...also



# BUFFALO BILLS

B. SMITH continued

missed nearly 3 quarters of the Tampa Bay contest (11/2) with a bruised knee that kept him from starting the next week vs. Pittsburgh.

**1985:** Was voted the AFC Defensive Rookie-of-the-Year in balloting done by the NFLPA...was also named to the Football Digest All-Rookie team... led the Bills in sacks as a rookie with 6.5 and started 13 of 16 games...led the team in QB pressures with 25 and FR with 4...used some on short-yardage situations as a FB...carried the ball for no yards vs. the Jets (12/8)...his crushing block wiped out 2 San Diego LB's to clear the path for Joe Cribbs 1-yard TD run (12/1).

**COLLEGE/PERSONAL:** Full name—Bruce Bernard Smith...the 1985 Outland Trophy winner and a consensus First Team All-America choice as a senior at Virginia Tech...came out of college as the #1 prospect in the country...registered 46 career sacks for the Hokies and had 25 other tackles behind the LOS...4-year tackle total was 180...twice chosen as Tech's MVP and twice selected as the top collegian in the state of Virginia...helped Tech earn a berth to the Independence Bowl...was also named to the All-South Independent team 3 years in a row...a high school All-American in football at Booker T. Washington in Norfolk, VA...also played basketball and helped Washington to a Virginia state championship as a senior...a sociology major at Tech...donated \$50,000 to the Virginia Tech scholarship fund in 1987...purchased a group of tickets for each home game in 1986-88 which he donated to grandparents through the National Council of Senior Citizens...the Bills' spokesman in their United Way television spot in '87...raised \$5,000 for the Variety Club Tele-a-thon in 1990 with the sale of his "Leader of the Sack" poster...inducted into the Virginia Tech Hall of Fame in '95...one of 7 men in the inaugural class of the Independence Bowl Hall of Fame in 1996...made a guest appearance on the HBO comedy "Arli\$\$" in '97...Bruce and his wife, Carmen, have a son, Alston (2/28/94).

## B. SMITH'S DEFENSIVE STATS

YEAR	CLUB	G/GS	TT	UT	AT	SACKS	QB PR.	INT	PD	FF	FR
1985	Buffalo	16/13	48	32	16	6.5	—	0	2	0	4
1986	Buffalo	16/15	63	36	27	15	—	0	1	3	0
1987	Buffalo	12/12	78	60	18	12	—	0	2	3	2
1988	Buffalo	12/12	56	39	17	11	—	0	1	3	0
1989	Buffalo	16/16	88	66	22	13	—	0	1	0	0
1990	Buffalo	16/16	101	82	19	19	14	0	6	4	0
1991	Buffalo	5/5	18	13	5	1.5	4	0	0	0	0
1992	Buffalo	15/15	89	66	23	14	22	0	3	3	0
1993	Buffalo	16/16	108	87	21	14	24	1	1	3	1
1994	Buffalo	15/15	92	68	24	10	15	1	5	5	2
1995	Buffalo	15/15	107	72	35	10.5	36	0	3	1	1
1996	Buffalo	16/16	120	91	29	13.5	54	0	1	4	1
<b>TOTALS</b>		<b>170/166</b>	<b>968</b>	<b>712</b>	<b>256</b>	<b>140</b>	<b>—</b>	<b>2</b>	<b>26</b>	<b>29</b>	<b>11</b>

**ADDITIONAL CAREER STATISTICS:** *Safeties*—1 in 1988 vs. Indianapolis. *Blocked Field Goals* — 3-5 — 1 at Pittsburgh (9/16/97); 1 vs. Dallas (9/22/96); 1 at Indianapolis (12/1/97); 0.5 vs. Indy (9/17/95)

## PLAYOFFS

YEAR	CLUB	G/GS	TT	UT	AT	SACKS	QB PR.	INT	PD	FF	FR
1988	HOUS.	1/1	2	1	1	1	—	0	1	0	0
1988	@Cin.	1/1	5	4	1	2	—	0	0	0	0
1989	@Clev.	1/1	7	7	0	0.5	—	0	0	0	0
1990	MIAMI	1/1	2	2	0	0	2	0	2	0	0
1990	RAIDERS	1/1	0	0	0	0	1	0	1	0	0
1990	S.B.XXV	1/1	5	4	1	1*	0	0	0	0	0
1991	K.CITY	1/1	0	0	0	0	0	0	1	0	0
1991	DENVER	1/1	3	3	0	1	2	0	1	0	0
1991	S.B.XXVI	1/1	1	1	0	0	0	0	1	0	0
1992	HOUS.	1/1	4	4	0	0	0	0	0	0	0
1992	@Pitts.	1/1	5	4	1	1	0	0	0	1	0
1992	@Miami	1/1	6	5	1	1.5	0	0	1	1	0
1992	S.B.XXVII	1/1	5	4	1	1	0	0	0	1	0
1993	RAIDERS	1/1	7	6	1	2	0	0	0	1	0
1993	K.CITY	1/1	3	1	2	1	0	0	0	0	0
1993	S.B.XXVIII	1/1	5	4	1	0	0	0	0	0	0
1995	MIAMI	1/1	2	2	0	0	5	0	0	0	0
1995	@Pitts.	Inactive-flu									
1996	JACKSONVILLE	1/1	4	4	0	0	1	0	0	0	0
<b>TOTALS</b>		<b>18/18</b>	<b>66</b>	<b>56</b>	<b>10</b>	<b>12</b>	<b>—</b>	<b>0</b>	<b>8</b>	<b>4</b>	<b>0</b>

\*Sacked Jeff Hostetler for a safety

**ADDITIONAL PLAYOFF STATS:** *Blocked Punts:* 1988—1 vs. Houston.

B. SMITH continued

## BRUCE SMITH'S INDIVIDUAL HIGHS

Consecutive Games Played with a Sack—9, 11/16/86-10/25/87 (not including strike games).

Most Sacks in a Game—4 at Houston, 9/18/94; 4 @Indianapolis, 12/9/90; 3 vs. New England, 9/8/96; 3 @San Francisco, 12/3/95; 3 @ NY Jets, 10/17/88; 3 vs. N.Y. Jets, 10/22/89; 3 vs. Indianapolis, 9/20/92.

Longest Sack, yards—16...12/6/92 vs. N.Y. Jets

Most Sacks in a Season—19, 1990 (for 147 yards).

Most Yards lost in a Season—147, 1990.

## NFL ALL-TIME QB SACK LEADERS

(REGULAR SEASON TOTALS THROUGH 1996)

Rank	Player	Team(s)	Total Sacks
1	Reggie White	Philadelphia/Green Bay	165.5
2	<b>Bruce Smith</b>	<b>Buffalo</b>	<b>140.0</b>
3	Richard Dent	Chicago/San Francisco/Indy	133.0
4	Lawrence Taylor	NY Giants	132.5
5	Rickey Jackson	New Orleans/San Fran.	127.0
6	Kevin Greene	Rams/Pittsburgh/Carolina	122.5
7	Chris Doleman	Minnesota/Atlanta/San Fran.	115.5
8	Sean Jones	Raiders/Houston/Green Bay	113.0
	Leslie O'Neal	San Diego/St. Louis	113.0
10	Greg Townsend	LA Raiders/Philadelphia	109.5
11	Pat Swilling	New Orleans/Detroit/Raiders	104.5
12	<b>Jim Jeffcoat</b>	<b>Dallas/Buffalo</b>	<b>102.0</b>
13	Clyde Simmons	Philadelphia/Arizona/Jax	100.5
14	Andre Tippett	New England	100.0
15	Derrick Thomas	Kansas City	98.0
16	Simon Fletcher	Denver	97.5
	Jacob Green	Seattle/San Francisco	97.5
	Charles Haley	San Francisco/Dallas	97.5
	Dexter Manley	Wash./Phoenix/Tampa Bay	97.5
20	William Fuller	Houston/Philadelphia	95.5

## IN THE REGULAR SEASON, BRUCE SMITH HAS...

109 sacks	.....versus the AFC
31.0 sacks	.....versus the NFC
70.0 sacks	.....versus the AFC East
22.0 sacks	.....versus the AFC Central
17.0 sacks	.....versus the AFC West
12.0 sacks	.....versus the NFC East
5.5 sacks	.....versus the NFC Central
13.5 sacks	.....versus the NFC West

## BRUCE IS THE ALL-TIME LEADER IN POSTSEASON SACKS

Smith had three sacks during the 1993 postseason giving him 12.0 in his postseason career and putting him on top of the all-time list:

Sacks	Player	# Games
12.0	Bruce Smith	18 games
11.0	Charles Haley	19 games
11.0	Richard Dent	15 games

B. SMITH *continued*

## BRUCE SMITH'S REGULAR SEASON SACKS, BY TEAM

(24 teams)

<u>Team</u>	<u>Times sacked by Smith</u>
N.Y. Jets	26.0
Indianapolis	21.5
New England	15.0
Houston	11.0
Miami	7.5
Denver	6.5
Philadelphia	6.0
St. Louis Rams	6.0
Cleveland	5.0
Kansas City	5.0
San Francisco	4.5
Cincinnati	4.0
Oakland Raiders	3.5
N.Y. Giants	3.0
Minnesota	2.0
Phoenix	2.0
Pittsburgh	2.0
Seattle	2.0
Atlanta	2.0
Chicago	1.5
Tampa Bay	1.5
New Orleans	1.0
Washington	1.0
Green Bay	0.5
<b>Total</b>	<b>140.0</b>

(Teams Smith does not have sacks against in the regular season are: Carolina, Dallas, Detroit, San Diego.)

## BRUCE SMITH'S REGULAR SEASON SACKS, BY QUARTERBACKS

(53 QBs, 24 teams)

<u>Player</u>	<u>Sacks</u>	<u>Player</u>	<u>Sacks</u>
Ken O'Brien, Jets	17.5	Jay Schroeder, Was/Raiders	1.5
Jeff George, Ind/Atl/Oak	9.5	Steve Walsh, Dal/NO/Chi/Rams	1.5
Jack Trudeau, Colts	7.0	Todd Blackledge, Chiefs	1.0
Drew Bledsoe, Patriots	6.5	Steve Bono, SF/KC	1.0
Tony Eason, Patriots	6.0	Scott Campbell, Pitt	1.0
Warren Moon, Hou/Min	6.0	Cody Carlson, Oilers	1.0
Dan Marino, Dolphins	5.5	Chris Chandler, Falcons	1.0
Steve Young, 49ers	5.0	Steve DeBerg, TB/SF/KC	1.0
John Elway, Broncos	4.5	Craig Erickson, TB/Ind/Mia	1.0
B. Esiason, Cin/Jets/Cards	4.5	John Fourcade, Saints	1.0
Jim Everett, Rams/Saints	4.0	Steve Grogan, Patriots	1.0
Bernie Kosar, Clev/Dal/Mia	4.0	Jim Harbaugh, Chi/Colts	1.0
Bucky Richardson, Hous	4.0	Jeff Hostetler, NYG/Oak	1.0
Randall Cunningham, Philly	3.0	Paul Justin, Colts	1.0
Mark Rypien, Was/Cle/Rams	3.0	Bill Kenney, Chiefs	1.0
Browning Nagle, Jets	2.5	Todd Marinovich, Raiders	1.0
Bubby Brister, Steelers	2.0	Neil O'Donnell, Pit/NYJ	1.0
Dave Brown, Giants	2.0	Tom Ramsey, Colts	1.0
Ty Detmer, GB/Philly	2.0	Frank Reich, Buf/Car/NYJ	1.0
Doug Flutie, NE/Bears	2.0	Sean Salisbury, Vikings	1.0
Gary Hogeboom, Dal/Colts	2.0	Phil Simms, Giants	1.0
Tommy Kramer, Vikings	2.0	Erik Wilhelm, Bengals	1.0
Joe Montana, SF/KC	2.0	Wade Wilson, Min/NO/Atl/Dal	1.0
Shawn Moore, Broncos	2.0	Jeff Blake, Bengals	0.5
Timm Rosenbach, Cards	2.0	Tommy Hodson, Patriots	0.5
Kelly Stouffer, Seahawks	2.0	Don Majikowski, GB/Colts	0.5
Vinny Testaverde, TB/Cle/Balt	2.0		

B. SMITH continued

## “QUARTERBACK CRUSHERS” BILLS SINGLE SEASON SACK RECORD

NAME	SACKS	YEAR	POS.
BRUCE SMITH	19.0	1990	DE
BRYCE PAUP	17.5	1995	LB
BRUCE SMITH	15.0	1986	DE
BRUCE SMITH	14.0	1993	DE
BRUCE SMITH	14.0	1992	DE
BRUCE SMITH	13.5	1996	DE
BRUCE SMITH	13.0	1989	DE
BRUCE SMITH	12.0	1987	DE
Ben Williams	12.0	1980	DE
BRUCE SMITH	11.0	1988	DE
BRUCE SMITH	10.5	1995	DE
Ben Williams	10.5	1981	DE
PHIL HANSEN	10.0	1995	DE
BRUCE SMITH	10.0	1994	DE
Ben Williams	10.0	1983	DE

## BILLS' REGULAR-SEASON RECORD WHEN BRUCE SMITH HAS AT LEAST ONE SACK

Year	Record	Year	Record
1985	0-6	1991	2-0
1986	2-11	1992	7-3
1987	5-3	1993	10-2
1988	6-3	1994	5-1
1989	6-3	1995	4-1
1990	9-1	1996	7-2
<b>Totals</b>		<b>63-36</b>	

## BILLS' 100+ TACKLE PERFORMANCES

Player	No.	Year(s)
Darryl Talley	6	1986, 90-94
Steve Freeman	5	1979, 81, 83, 84, 86
Jim Haslett	5	1979-81, 84, 85
Cornelius Bennett	4	1988, 91, 93, 95
Eugene Marve	4	1983-86
Lucius Sanford	4	1978-81
Shane Nelson	4	1977-80
Bruce Smith	4	1990, 93, 95, 96
Shane Conlan	2	1987, 91
Tony Greene	2	1977-78
Phil Hansen	2	1995, 96
Merv Krakau	2	1976-77
Marvcus Patton	2	1993-94
Martin Bayless	1	1986
Ray Bentley	1	1988
Dan Jilek	1	1977
Doug Jones	1	1977
Henry Jones	1	1995
Mike Kadish	1	1977
Chris Keating	1	1983
Mark Maddox	1	1996
Ervin Parker	1	1983
Bryce Paup	1	1995
Kurt Schulz	1	1996
Bill Simpson	1	1981
Chris Spielman	1	1996
Ted Washington	1	1996
Ben Williams	1	1983



**THOMAS SMITH**  
**CORNERBACK**

28

Ht: 5-11 Wt: 188  
College: North Carolina

NFL Years : 5  
How Acquired: D-1, '93  
1996 Games Played/Started: 16/16  
Career Games Played/Started: 64/49  
Playoff Games Played/Started: 6/3  
Birthdate: 12/5/70  
Birthplace: Gates, NC  
Residence: Virginia Beach, VA

**PRO:** Tremendously gifted athlete who has developed into one of the top cover men in the NFL...became the Bills' starting RCB in 1994...was the 28th overall selection in the '93 Draft.

**1996:** For the second consecutive season, he was the only DB to not miss any games due to injury...finished third on the team with 15 PDs...went the entire season without allowing a TD pass to be completed on him...his 54 TTs on the season established a new career high...made one of the key plays of the game when he intercepted Troy Aikman's pass with 1:50 to play, preserving a 3-point Bills' victory vs. Dallas (9/22)...his 6 TTs vs. Cincinnati (11/17) led all DBs and was his season high...held Joey Galloway to no receptions as he was matched up man-to-man for the majority of the game at Seattle (12/8)...played terrific man-to-man coverage in the end zone and came up with his first career postseason INT in the second quarter vs. Jacksonville (12/28).

**1995:** Only Bills' DB to not miss any games due to injury in '95...led team with 16 PDs...had his first INT of the season in the first quarter vs. NY Jets (10/8)...had his second INT in as many games vs. Seattle (10/15)...started his 25th career game at Miami (10/29)...made the biggest play of the game to preserve a 2-point victory at NY Jets (11/19) when he showed tremendous closing speed to knock down pass in the flat on the Jets 2-point conversion attempt with no time remaining in the game...made a big hit on the goal line to prevent a 49ers' TD at San Francisco (12/3)...played great man-to-man coverage to break up 30-yard pass attempt down the sideline in the third quarter of the Wild Card playoff vs. Miami (12/30).

**1994:** Moved in as the starter at RCB when the season opened...tied with Mickey Washington as the team leader in PDs with 14...forced a fumble in the win at New England (9/11)...also recorded 3 PDs in the game...made his first NFL interception in the season finale at Indianapolis (12/24).

**1993:** Was a key member of the special teams, tying for second in team tackles with 12...made his first start vs. Houston (10/11) when he lined up at LCB...was utilized in various dime packages the remainder of the season...had his most impressive outing at Miami (12/19) when he knocked away 4 Dolphin passes...saw extensive action vs. Kansas City in the Championship game (1/23).

**COLLEGE/PERSONAL:** Full name—Thomas Lee Smith, Jr...was a walk-on at North Carolina who developed into one of the premier pass defenders in the country...played in just 4 games his senior year before he broke his right arm and missed the remainder of the season...tried to come back for the Peach Bowl, but reinjured the arm...was an All-ACC second team pick in his junior year...was a 3-time all-conference pick at WR, DB and RB at Gates (NC) High...his cousin, Sam Perkins, is a long-time standout in the NBA and also played for the Tar Heels...majored in business.

T. SMITH'S DEFENSIVE STATS

YEAR	CLUB	G/GS	TT	UT	AT	SACKS	QB PR.	INT	PD	FF	FR
1993	Buffalo	16/1	7	7	0	0	0	0	5	0	0
1994	Buffalo	16/16	41	36	5	0	0	1	14	0	0
1995	Buffalo	16/16	46	32	14	0	0	2	16	0	0
1996	Buffalo	16/16	54	40	14	0	0	1	15	0	0
<b>TOTALS</b>		<b>64/49</b>	<b>148</b>	<b>115</b>	<b>33</b>	<b>0</b>	<b>0</b>	<b>4</b>	<b>50</b>	<b>0</b>	<b>0</b>

**ADDITIONAL CAREER STATISTICS:** *Special Teams Tackles:* 12 Total (1993-4 UTs, 4 ATs on KOs, 2 UTs and 2 ATs on punts.)

T. SMITH *continued*

YEAR	CLUB	G/GS	TT	PLAYOFFS				QB PR.	INT	PD	FF	FR
				UT	AT	SACKS						
1993	RAIDERS	1/0	0	0	0	0	0	0	0	0	0	0
1993	K.CITY	1/0	4	3	1	0	0	0	0	0	0	0
1993	S.B.XXVIII	1/0	0	0	0	0	0	0	0	0	0	0
1995	MIAMI	1/1	4	2	2	0	0	0	3	0	0	0
1995	@Pittsburgh	1/1	2	2	0	0	0	0	2	0	0	0
1996	JACKSONVILLE	1/1	5	3	2	0	0	1	2	0	0	0
<b>TOTALS</b>		<b>6/3</b>	<b>15</b>	<b>10</b>	<b>5</b>	<b>0</b>	<b>0</b>	<b>1</b>	<b>7</b>	<b>0</b>	<b>0</b>	<b>0</b>

ADDITIONAL PLAYOFF STATS: *Special Teams Tackles*: 1 Total (1993-1 UT on punt).



## CHRIS SPIELMAN

### LINEBACKER

# 54

NFL Years : 10

How Acquired: FA-'96

1996 Games Played/Started: 16/16

Career Games Played/Started: 140/140

Playoff Games Played/Started: 6/6

Birthdate: 10/11/65

Birthplace: Massillon, OH

Residence: Columbus, OH

Ht: 6-0 Wt: 247

College: Ohio State

**PRO:** Considered by many to be one of the hardest working and most determined players to ever don an NFL uniform...is a throwback who would be a success in any era of the league...has gone over 100 TTs in every season and averaged over 149 TTs over the first nine years of his career...established a new Bills' tackle record with 206 in '96...the only Lion player ever to lead the club in tackles in eight consecutive seasons...has made four trips to the Pro Bowl...originally drafted by Detroit in the second round (29th overall) of the 1988 draft...signed with Buffalo as an unconditional free agent on 3/19/96.

**1996:** Established a new Bills and personal record with 206 TTs on the season...named to the All Pro first team by Football Digest...first alternate to the AFC Pro Bowl squad...his 206 TTs ranked second in the NFL...led his team in tackles for the ninth consecutive season...major reason Bills' defense ranked first in league in opponent's rushing average...led the team in tackles for 13 of the 16 regular season games...recovered a fumble by Dave Brown which set up the game winning FG in OT at NY Giants (9/1)...went over the 100-tackle mark for the ninth consecutive season with 11 vs. Washington (11/3)...broke up pass in the end zone in man-to-man coverage in the first quarter at Philadelphia (11/10)...nailed Jeff Blake on blitz up the middle resulting in an intentional grounding call on the Bengals first offensive play (11/17)...made one of the key plays of the Cincinnati game when he stripped Ki-Jana Carter of the ball which David White picked up and returned 12 yards for the TD...had a career-best 21 TTs at Miami (12/16)...had his first INT of the season in the second half vs. Kansas City (12/22)...hit receiver as ball arrived to force incomplection in the end zone on third-and-goal forcing a FG attempt vs. KC...his 13 TTs in AFC Wildcard vs. Jacksonville (12/28) led the team.

**1995:** Led the Lions in tackles for the eighth straight season, with 137 in '95...became the first Lion ever to go over the 1,000-tackle mark in '95...named an alternate to the NFC Pro Bowl squad...displayed incredible toughness in playing with a torn pectoral muscle that he suffered in the season opener...led the team with 13 TTs, including 12 solos, in the opener at Pittsburgh (9/3), despite tearing the pectoral muscle...posted a team-high 11 tackles and his first INT of the season when he batted Steve Young's pass into the air and came down with the ball vs. San Francisco (9/25)...tallied a team-high 14 tackles in win vs. Green Bay (10/29), also had 1 PD and a FR late in the fourth quarter...had a FR and 7 TTs vs. Tampa Bay (11/12)...led defense with 9 tackles in Thanksgiving win over Minnesota (11/23)...had a team-best 9 TTs and a FR at Houston (12/10).

*SPIELMAN continued*

**1994:** Voted starting MLB in the Pro Bowl, his fourth appearance...named to All-Pro Teams by Sporting News, Football Digest, Pro Football Weekly/Pro Football Writers of America, ESPN's Tom Jackson, Pro Football Update...named to All-Pro second team by Associated Press and College and Pro Football Newsweekly...named to the All-Madden Team...set Lions' single season record with 195 tackles...recorded double-digits in tackles in 13 of 16 games...recorded a team-high 17 tackles at Dallas (9/19)...forced a fumble and led the team with 15 tackles at Tampa Bay (10/2)...recorded a team-high 12 tackles vs. San Francisco (10/9)...scored his first career TD vs. Chicago (10/23) when he stripped ball from Bear and ran 25 yards for the score...when he reached the end zone he dropped to his knees and touched the ball to the ground with both hands, because players in the early days of pro football had to touch the ball down (he said he touched the ball down as a tribute to all the men who have played the game before him)...his performance against the Bears earned him NFC Defensive Player of the Week honors...went over the 100-tackle mark for the season with 10 at Green Bay (11/6)...paced the team with 16 tackles at Chicago and with 14 vs. Buffalo on Thanksgiving Day...tied his season-high with 17 tackles vs. Minnesota (12/17).

**1993:** Voted defensive MVP by his teammates...was a Pro Bowl first alternate...played FB in short-yardage and goal line offense...led the team with 13 tackles at New England (9/12) and 12 TTs vs. Seattle (10/17)...made a team-high 10 tackles at Minn. (10/31) and was the FB and lead blocker on one-yard game-winning TD run...also had an INT on Vikings final drive to preserve the victory...made a season-high 15 tackles and had one INT at Phoenix (12/12)...led the team with 11 tackles vs. San Francisco (12/19).

**1992:** Named to All-Pro second team by Associated Press...led the team with 146 TTs...led the team with 11 solo tackles at Washington (9/20) and 10 TTs vs. Tampa Bay (9/27)...recorded 11 tackles (5 solo) at Minnesota (10/15), his fourth consecutive game with double-digit tackles...accounted for a season-high 13 tackles at Pittsburgh (11/15)...recorded his first sack of the season and made a team-high 9 tackles vs. Cleveland (12/13)...led team with 7 tackles vs. Chicago (12/20).

**1991:** Made his third consecutive Pro Bowl appearance after pacing Detroit in tackles for the fourth straight season...captured AP All-Pro honors and named to the All-Madden Team...Football News' All-NFC Team...led the team with 12 tackles vs. Tampa Bay (9/29)...had a great outing at Minnesota (11/24), recorded 9 tackles, 1 sack and a fumble recovery...had 7 tackles and a fumble recovery in Thanksgiving Day win over Chicago (11/28)...registered a career-high 18 tackles, including 13 solos, in season finale at Buffalo (12/22)...in Lions' divisional playoff game vs. Dallas (1/5) he made 6 tackles and had 1 INT...led Detroit with 7 tackles in NFC Championship Game at Washington (1/12).

**1990:** Appeared in his second straight Pro Bowl and was named to the Football News' All-NFC Team...although a shoulder separation kept Spielman on the sidelines for 4 games, he managed 108 tackles, the third consecutive year he led the team in stops...spearheaded the Lions' defense vs. Atlanta (9/16) when he collected 12 tackles, posted the Lions' first sack of the year, snuffed out a fourth-and-1 play, and recovered an Atlanta fumble on the Lions' 13-yard line in the fourth quarter—all this while playing the entire game with a separated shoulder...was named NFC Defensive Player of the Week for his performance vs. Atlanta...was placed on Injured Reserve list for the following 4 games as he recovered from the shoulder injury...returned to action at New Orleans (10/28) with a game-high 10 tackles, one PD and one INT...vs. Minnesota (11/11) he recorded 9 TTs, 1 FF and 1 sack...registered a game-high 10 tackles and 1 PD on Thanksgiving vs. Denver (11/22)...had a game-high 9 TTs at Green Bay (12/22) and recovered a fumble which led to the game-winning TD.

**1989:** Was named to Football News' All-NFC Team, the All Madden Team and to United Press International's NFC All-Star second team...recorded a 10+ tackle game on 4 different occasions...had his first career sack vs. Pittsburgh (10/1)...tallied 13 TTs (10 solo) vs. Steelers...had a season-high 14 tackles at Tampa Bay (10/15) and was nominated as NFC Defensive Player of the Week...set the defensive tone with a vicious hit on Minnesota WR Anthony Carter forcing his helmet 33 yards downfield vs. Vikings (10/22)...displayed toughness vs. Minnesota when he suffered a gash over his eye that would later require 5 stitches to close, but would not remove himself from the game...in addition to his 10 TTs vs. Green Bay (11/12), he returned a fumble recovery 12 yards to set up the game-winning TD in the 31-20 victory.

# BUFFALO BILLS

SPIELMAN *continued*

**1988:** Earned numerous postseason honors, including USA Today's NFC Defensive Rookie of the Year, NFL Defensive Rookie of the Year honors from College and Pro Football Newsweekly, NFL All-Rookie honors (UPI and C&PFW), and a spot on the 1988 All-Madden Team category of "Just Guys" — players who simply deserve to be on the team...also finished second in balloting for the Associated Press' NFL Defensive Rookie of the Year award behind Jets' CB Eric McMillan...set Lions' defensive tackles record in his rookie season by registering 153 tackles (118 solo) to break mark of 148 held by Ken Fanteetti in 1981...in addition to recording 10+ tackles on 6 occasions, he had a season-high 16 vs. Minnesota (11/6).

**COLLEGE/PERSONAL:** Full name—Charles Christopher Spielman...concluded his playing career with Ohio State as the school's third all-time leading tackler with 546, and capped a fine senior season by winning the Lombardi Award...a two-time All-America and three-time All-Big Ten Selection...led OSU in tackles in final 2 seasons with 205 as a junior and 156 as a senior...high school All-American at Washington (Massillon, Ohio) High...selected the top high school LB in the nation by Parade Magazine and was featured on the cover of Wheaties...active with Pro Challenge, a group which speaks to high school students...hobbies include weightlifting, reading and golf...Spielman and his wife Stephanie were both active supporters of Whaley's Children's Center of Flint (Mich.)...the Spielman's were chairpersons for a benefit of Oakland County Catholic Social Services in 1993...they also recorded a public service announcement for the United Way...he and Stephanie have a daughter, Madison Mae, 2 and a son, Noah Richard (4/16/96).

## SPIELMAN'S DEFENSIVE STATS

YEAR	CLUB	G/GS	TT	UT	AT	SACKS	QB PR.	INT	PD	FF	FR
1988	Detroit	16/16	153	118	35	0.0	-	0	7	1	1
1989	Detroit	16/16	125	89	36	4.5	-	0	1	1	2
1990	Detroit	12/12	108	79	29	2.0	-	1	2	1	2
1991	Detroit	16/16	126	84	42	1.0	-	0	3	3	3
1992	Detroit	16/16	146	94	52	1.0	-	0	0	0	1
1993	Detroit	16/16	148	97	51	0.5	-	2	8	1	2
1994	Detroit	16/16	195	124	71	0.0	-	0	6	3	3
1995	Detroit	16/16	137	90	47	1.0	-	1	3	2	3
1996	Buffalo	16/16	206	121	85	0.0	4	1	7	1	2
<b>TOTALS</b>		<b>140/140</b>	<b>1,344</b>	<b>896</b>	<b>448</b>	<b>10.0</b>	<b>-</b>	<b>5</b>	<b>37</b>	<b>13</b>	<b>19</b>

## PLAYOFFS

YEAR	GAME	G/GS	TT	UT	AT	SACKS	QB PR.	INT	PD	FF	FR
1991	vs. Dallas	1/1	3	0	3	0	0	1	1	0	0
1991	@Washington	1/1	7	7	0	0	0	0	0	0	0
1993	vs. Green Bay	1/1	5	4	1	0	0	0	0	0	0
1994	@Green Bay	1/1	10	7	3	0	0	0	1	0	0
1995	@Philadelphia	1/1	14	14	0	0	0	0	1	0	1
1996	JACKSONVILLE	1/1	13	7	6	0	0	0	0	0	0
<b>TOTALS</b>		<b>6/6</b>	<b>52</b>	<b>39</b>	<b>13</b>	<b>0</b>	<b>0</b>	<b>1</b>	<b>3</b>	<b>0</b>	<b>1</b>

## NFL'S TOP SACKING DUOS OF 1996

Rank	Team	Players	Sacks
1	Carolina	Kevin Greene—Lamar Lathon	28.0
2	Seattle	Michael Sinclair—Michael McCrary	26.5
3	San Francisco	Roy Barker—Bryant Young	24.0
4	Buffalo	Bruce Smith—Phil Hansen	21.5
T5	Philadelphia	William Fuller—Mike Mamula	21.0
T5	Miami	Trace Armstrong—Daniel Stubbs	21.0
T5	Minnesota	John Randle—Fernando Smith	21.0
T8	Pittsburgh	Chad Brown—Jason Gildon	20.0
T8	Washington	Rich Owens—Ken Harvey	20.0
T10	Kansas City	Derrick Thomas—Neil Smith	18.5
T10	New Orleans	Wayne Martin—Joe Johnson	18.5





**MATT STEVENS**

**SAFETY**

**23**

NFL Years : 2  
 How Acquired: D-3, '96  
 1996 Games Played/Started: 13/11  
 Career Games Played/Started: 13/11  
 Playoff Games Played/Started: 1/1  
 Birthdate: 6/15/73  
 Birthplace: Chapel Hill, NC  
 Residence: Orchard Park, NY

Ht: 6-0 Wt: 206  
 College: Appalachian St.

**PRO:** Young, developing DB who emerged as an integral part of the defense in '96...disciplined pass defender with confident demeanor...hard-hitter who employs an aggressive style in the secondary...was the 87th overall selection in the 1996 Draft.

**1996:** Filled in capably for an injured Henry Jones for the majority of the season...was inactive for the season's first 3 games...saw action in his first career game vs. Dallas (9/22)...saw first defensive action of the season when Henry Jones went down with a broken leg in the second half vs. Indianapolis (10/6)...started the final 11 games for Jones...recorded his first career INT in the second quarter at NY Jets (10/20)...had his first career FR in the second quarter vs. Washington (11/3)...batted second down pass away at the last second in the back of the end zone with under a minute to play and the Bills protecting a 7-point lead at Philadelphia (11/10)...recorded his second career INT in the end zone as time expired vs. Cincinnati (11/17)...started his first career postseason contest in AFC Wildcard vs. Jacksonville (12/28).

**COLLEGE/PERSONAL:** Full name—Matt Brian Stevens...finished his career ranked second all-time at Appalachian with 21 INTs...1 of only 4 Mountaineers to be named first-team All-American in back-to-back years...first-team All-American by AP and Walter Camp Foundation in '95...third-team pick by the Sports Network and Don Hansen's Football Gazette...suffered a knee injury in the eighth game vs. Tennessee-Chattanooga and missed the remainder of the season...first team All-Southern conference in '94 and '95...first team All-America by AP, TSN and DHFG in '94...set a school record and led the league with 10 INTs in '94 while playing LCB...second-team All-Southern Conference in '93...started every game at LCB and did not allow a reception in 5 games in '93...freshman All-American pick by the Gridiron Report...moved into starting lineup at LCB in the third game...did not play in '91...all-conference and all-area selection as a DB and WR at Chapel Hill (NC) High...played in the East-West All-Star game...all-conference and MVP in track...also lettered in basketball and wrestling...biology/secondary education major.

**M. STEVENS' DEFENSIVE STATS**

YEAR	CLUB	G/GS	TT	UT	AT	SACKS	QB PR.	INT	PD	FF	FR
1996	Buffalo	13/11	49	30	19	0	0	2	8	0	1

ADDITIONAL CAREER STATISTICS: *Special Teams Tackles:* 1 AT on KO

**PLAYOFFS**

YEAR	CLUB	G/GS	TT	UT	AT	SACKS	QB PR.	INT	PD	FF	FR
1996	JACKSONVILLE	1/1	5	2	3	0	0	0	0	0	0



## STEVE TASKER

### WR/SPECIAL TEAMS

# 89

Ht: 5-9 Wt: 181

College: Northwestern

NFL Years : 13

How Acquired: W-'86 (Houston)

1996 Games Played/Started: 8/5

Career Games Played/Started: 155/10

Playoff Games Played/Started: 19/3

Birthdate: 4/10/62

Birthplace: Smith Center, KS

Residence: East Aurora, NY

**PRO:** This 5'9", 181-pound athlete may be the NFL's greatest special teams player of all-time...is the only true special teams player to be selected as the Pro Bowl MVP when he did so in the 1993 game...was selected by his peers and coaches to represent the AFC as the special teams player in the 1988, '91,'92,'93,'94,'95 and 1996 Pro Bowls...came into his own as one of the Bills' top WRs in '95...in addition to being one of the top special teams cover men in the game, he also proved in '95 to be one of the top punt returners in the game...the Bills claimed him on waivers from Houston in Nov. '86 after he played with the Oilers in parts of 1985 and 1986...was the 226th player selected when the Oilers selected him in the ninth round in 1985.

**1996:** For the first time in his career he entered the season as solely one of the starting receivers...suffered a sprained foot in the second quarter of the season opener at NY Giants (9/1) and did not return...was inactive for the season's next 6 games with the injury...returned to action at New England (10/27) and made key play on successful Hail Mary pass with 24 seconds to play in the game when he leaped and tipped the ball to Andre Reed in the end zone...made one of the most incredible catches of the season as he hauled in an 18-yard reception between 2 diving defenders, taking hits from both of them, and picking up the first down at Philadelphia (11/10)...his 22-yard TD reception vs. Cincinnati (11/17) was his first of the year...had the most productive offensive game of his career as he racked up 160 yards on 6 catches with 2 TDs vs. NY Jets (11/24)...his 160 yards receiving vs. Jets was 8 more yards than he recorded in his first 10 seasons in the league...was inactive at Indy (12/1) and at Seattle (12/8) with an injured knee...returned to action for final 2 regular season games and led the team with 87 yards on 4 catches vs. Kansas City (12/22)...appeared in his team-record tying 19th career postseason game in Wildcard vs. Jacksonville (12/28).

**1995:** Returned to the Pro Bowl for an unprecedented sixth consecutive time (seventh overall), giving him more trips to Hawaii than any special teams player in NFL history...named first team All-Pro by Pro Football Weekly as a special teamer...named to Football Digest's All-Pro second-team as a special teamer...enforced his position as one of the most versatile athletes in the game as he spent time covering punts, returning punts, playing WR, running the ball, covering KOs and holding on PATs and FG attempts...was inactive for the first 3 games of the season with a hamstring injury...when injuries depleted the Bills' receiving corps in the second half of the season he showcased his talents by becoming one of Jim Kelly's favorite targets...had his first TD catch of the season on a pass across the middle in which he muscled past 2 defenders for extra 5 yards into the end zone at San Fran....had the first multi-TD game of his career when he scored twice at St. Louis (12/10)...did a bit of everything vs. Miami (12/17) when he had 6 carries for 50 yards, 3 receptions for 19 yards and 3 punt returns for 25 yards, which helped the Bills establish a new team record for punt return yardage on the season...held on PATs and FGs during the season...his 108 yards receiving in the first half of Wildcard playoff vs. Miami (12/30) was more than any one season total going in to '95...made a beautiful over-the-shoulder catch in the end zone for a 37-yard TD in the second quarter vs. Miami...did not play in the second half vs. Miami because he suffered a hamstring injury...his 40-yard rushing pickup on a reverse helped setup a Bills' TD at Pittsburgh (1/6) and was the longest run of his career.

**1994:** Selected to the Pro Bowl for the fifth consecutive time...was selected to Pro Football Weekly/Pro Football Writers of America All-Pro Team, Football Digest's All-Pro Second Team and ESPN's Tom Jackson's All-Pro Team...played a major

TASKER *continued*

role in assisting P Chris Mohr land 5 of 6 punts inside the 20-yard line at New England (9/11)...fractured his left thumb at Chicago (10/2) as he caught his hand on the foot of a Bears kickoff returner in a near miss of a spectacular collision...was inactive the following week vs. Miami (10/9), but returned the following week vs. Indianapolis (10/16) by playing with a hand cast...saw extended action at WR at Pittsburgh (11/14)...came up with one his patented big hits on a Green Bay punt returner (11/20) and posted a season-high 3 tackles on KOs at Miami (12/4)...was forced to leave the New England game (12/18) when he reinjured his arm and was placed on IR prior to the season finale at Indianapolis (12/24)...received a medical clearance to play in the Pro Bowl and recorded one tackle.

**1993:** Voted to his fourth consecutive Pro Bowl, tying him with former Cardinal Ron Wolfley for most consecutive Pro Bowl appearances by a special teams player...his selection to the '94 Pro Bowl was his fifth overall, the most ever Pro Bowl appearances by a special teams player...was also named to Pro Football Weekly/PFWA's All-Pro team...named the AFC Special Teams Player of the Week in Week 2 at Dallas when he recovered a fumble to set up Steve Christie's winning FG...the play that really won him the honor was a punt he snatched out of mid-air while leaping like a long jumper into the end zone, doing a 180-degree spin and placing the ball back on the 2-yard line before landing in the end zone...NBC's Dick Enberg and Bob Trumpy said it was one of the greatest special teams plays they had ever witnessed and much of America caught a glimpse of how this 5-9 athlete can dunk a basketball 2 handed...almost pulled off a duplicate of the miraculous play at Dallas in Week 5 vs. Houston, but a teammate inadvertently kicked the ball into the end zone and Tasker injured his hamstring while taking off on the incredible leap...missed the game at the Jets (10/24)...still managed 10 TTs during the season, but because of all of the recognition was a "marked man" who always drew triple-team coverage/blockers...led the team in special teams TTs in the playoffs with 5...caught 2 passes vs. Miami (9/26)...set a new Bills' playoff record when he snagged a Raiders kickoff out of mid-air and returned it 67 yards before Willie Gault pushed him out of bounds at the LA one-yard line...was named the NFL's Special Teams Postseason Player of the Week vs. the Raiders (1/15).

**1992:** Was selected to All-Pro teams by College & Pro Football Newsweekly and PFWA along with Pro Football Weekly All-AFC team...put a devastating blow on the Rams' Vernon Turner in the opening week that set the tone for the Bills and carried his enthusiasm straight through to his Pro Bowl MVP honor...finished the season in a tie for second place among Buffalo's special teams' tacklers with 19...made his first career WR start at San Francisco (9/13)...made his first rushing attempt as a Bill when he scampered 9 yds. vs. Miami (10/4)...sat out the Houston game (12/27) with a sore knee...blocked a punt in the first quarter of S.B.XXVII vs. Dallas, becoming only the second player in Super Bowl history to block a punt (the first was the Raiders' Derrick Jensen in Super Bowl XVIII vs. Washington).

**1991:** Was selected for a return trip, his third, to the Pro Bowl following another outstanding season of special teams play...was selected to Pro Football Weekly's All-NFL and All-AFC squads, College and Pro Football Weekly's All-Pro second team and Ford's All-Madden team...led the Bills in special teams tackles with 26...displayed his athletic ability by running down Pittsburgh KR Rod Woodson from behind on a KO...recorded his first Buffalo regular season reception that did not go for a TD at Tampa Bay (9/22) on a 19-yard Jim Kelly toss...made a spectacular over-the-shoulder catch of a Chris Mohr punt at Kansas City's 3-yard line (10/7)...blocked New England's Shawn McCarthy's punt att. (11/24) to record his sixth career blocked punt.

**1990:** Displayed one of the finest all-around special teams performances in Bills history in 1990 and was rewarded for his efforts with his second trip to the Pro Bowl...finished fourth in Buffalo special teams tackles with 25 and posted some impressive stats that included 2 blocked punts, 2 FFs inside the 20-yard line, 2 FRs and 2 UTs inside the 10-yard line on KOs...the first blocked punt was picked up by James Williams, who raced 38 yards for the TD that sparked the Bills to a 38-24 comeback victory over the Raiders...after 5 years finally made his first reception as a Bill and turned it into a 24-yard TD from Kelly against Phoenix (11/11)...made his second catch vs. Washington (12/30), another TD, on a 20-yard pass from QB Gale Gilbert.

**1989:** Finished third in Bills' special teams tackles with 27, but led the team in special teams solo tackles with 11...made 1 solo tackle on special teams in playoff game at Cleveland.

# BUFFALO BILLS

TASKER continued

**1988:** Missed the Cincinnati and Tampa Bay games with a right knee injury suffered against the Jets and underwent surgery at the end of the season...finished third in Bills' special teams tackles with 17...blocked a punt against Pitt. which Robb Riddick picked up and returned 5 yards for a TD.

**1987:** Made 20 tackles on special teams which ranked second behind John Kaiser (23) and led all players on those units with 3 FF's...blocked a punt for a safety vs. Denver (11/8) and partially blocked 3 others...1 of his FF's came in the OT win over Miami when he forced a Scott Schwedes' fumble in the final period which helped set up a TD to knot the score at 24-24...was voted the top special teams player in the AFC by the NFLPA and Pro Football Weekly bestowed the same honor.

**1986:** Played 2 games with Houston early in the year before suffering a left knee injury which put him on IR for 7 weeks...after being placed on waivers, he was claimed by the Bills and played the final 7 games...was third in special teams tackles with 8...had a blocked punt against the Patriots (11/23) which helped set up a FG just before the half.

**1985:** Played in 7 games with Houston...a right knee injury kept him out of the other 9 games...his 26.3 KO avg. would have led the AFC but he did not have enough attempts to qualify for conference lead.

**COLLEGE/PERSONAL:** Full name—Steven Jay Tasker...was strictly a return specialist at Northwestern where he won 3 letters...transferred from Dodge City C.C. in Kansas after 1 year...still leads all Northwestern players for career KO avg. with a 24.3 mark...his 17.9 avg. for total kick returns also is a NU record...had 28 punt returns for a 10.8 avg....attended Wichita County HS in Leoti, KS...won 4 gold medals in the state track meet during his career, specializing in the 100, 200 and long jump...has a degree in communication studies from Northwestern and would like to be a sportscaster in the future and /or host of a television morning show...served an internship with WKBW-TV in Buffalo during the offseasons...was the Bills' nominee for the 1989 Ed Block Courage Award...served as an instructor for the highly acclaimed Women Understanding Football class in the Buffalo area...was the Bills' 1992 spokesman for the United Way commercial spot that ran nationally...hosts his own TV show on Buffalo's ABC affiliate (WKBW-TV) and also hosts a radio call-in show on WHAM in Rochester, NY...worked as a reporter for ESPN and ESPN Radio during Super Bowl Week in Jan, '97...Steve and his wife, Sarah, have 4 children; Deacon (9/16/87), Annelise Christine (5/6/89), Lucas (1/18/91) and Gabriel Tap (6/13/94).

## TASKER'S RECEIVING STATS

YEAR	CLUB	GP/GS	REC	YARDS	AVG	LG	TD
1985	Houston	7/0	2	19	8.5	10	0
1986	Hous/Buff	9/0	0	0	0.0	0	0
1987	Buffalo	12/0	0	0	0.0	0	0
1988	Buffalo	14/0	0	0	0.0	0	0
1989	Buffalo	16/0	0	0	0.0	0	0
1990	Buffalo	16/0	2	44	22.0	24t	2
1991	Buffalo	16/0	2	39	19.5	20t	1
1992	Buffalo	15/2	2	24	12.0	17	0
1993	Buffalo	15/0	2	26	13.0	22	0
1994	Buffalo	14/0	0	0	0.0	0	0
1995	Buffalo	13/3	20	255	12.8	43	3
1996	Buffalo	8/5	21	372	17.7	62	3
<b>TOTALS</b>		<b>155/10</b>	<b>51</b>	<b>779</b>	<b>15.3</b>	<b>62</b>	<b>9</b>

## TASKER'S KICKOFF RETURN STATS

YEAR	CLUB	NO	YDS	AVG	TD	LG
1985	Houston	17	447	26.3	0	52
1986	Hous/Buff	12	213	17.8	0	24
1987	Buffalo	11	197	17.9	0	39
1988	Buffalo	0	0	0.0	0	0
1989	Buffalo	2	39	19.5	0	20
1990-96	Buffalo	0	0	0.0	0	0
<b>TOTALS</b>		<b>42</b>	<b>896</b>	<b>21.3</b>	<b>0</b>	<b>52</b>

TASKER *continued*

YEAR	PUNT RETURN STATS				
	NO	YDS	AVG	LG	TD
1985-94	1	0	0.0	0	0
1995	17	204	12.0	44	0
1996	2	18	9.0	12	0
<b>TOTALS</b>	<b>20</b>	<b>222</b>	<b>11.1</b>	<b>44</b>	<b>0</b>

**ADDITIONAL CAREER STATISTICS:** *Special Teams Tackles:* 179 Total—1985 (8), 1986 (8), 1987 (20), 1988 (17), 1989 (27), 1990 (25), 1991(26), 1992 (19), 1993 (10), 1994 (15), 1995 (4); *Blocked Punts:* 6 Total—1986 (1-@New England), 1987 (1 vs. Denver), 1988 (1 vs. Pittsburgh), 1990 (2 vs. Raiders and vs. Philadelphia), 1991 (vs. New England); *Rushing:* 21 atts. for 130 yards (1985-3 for 16 yds; 1992-1 for 9 yds; 1995-8 for 74 yards; 1996-9 for 31 yds).

### PLAYOFFS

TOTALS	G/GS	ST TACKLES
	19/3	18

**ADDITIONAL PLAYOFF STATS:** *Receiving:* 12 rec. for 229 yds, 19.1 avg., 44 LG, 1 TD (1990-2 rec., 53 yards, 26.5 avg, 44 LG, 0 TD; 1995-7 rec., 146 yards, 21.6 avg., long 37t, 1 TD; 1996-3 rec. for 30 yds, 10.0 avg, 19 LG). *Rushing:* 5 for 54 yards, 10.8 avg, 40 LG (1995-4 rushes for 45 yards, 11.3 avg., 40 long; 1996-1 for 9 yards) *Blocked Punts:* 1 in S.B.XXVII; *Kickoff Returns:* 1 for 67 yds. vs. Raiders in 1993; *Punt Returns:* 1995-3 for 4 yds.



## THURMAN THOMAS

### RUNNING BACK

# 34

NFL Years : 10  
 How Acquired: D-2, '88  
 1996 Games Played/Started: 15/15  
 Career Games Played/Started: 138/138  
 Playoff Games Played/Started: 19/19  
 Birthdate: 5/16/66  
 Birthplace: Houston, TX  
 Residence: Missouri City, TX

Ht: 5-10 Wt: 198  
 College: Oklahoma State

**PRO:** Continues to be one of the most potent offensive weapons in the NFL...needs only 3 receptions in '97 to become the third RB in history to have 400 receptions and 10,000 yards rushing (Payton & M. Allen)...established himself as one of the greatest RBs of all-time by being one of only 2 backs to rush for over 1,000 yards in 8 consecutive seasons (Barry Sanders)...considered by many to be the best all-purpose running back after he eclipsed the great Jim Brown's mark of leading the league in total yards from scrimmage for 3 consecutive seasons with his fourth in 1992 (1,913-1989, 1,829-1990, 2,038-1991, 2,113-1992)...climbed to the pinnacle of his profession in 1991 by being selected as the NFL's Most Valuable Player...enters the '97 campaign as one of 4 active players with 10,000 yards rushing (M. Allen, Kansas City; B. Sanders, Detroit; E. Smith, Dallas)...his 45 regular season 100-yard rushing games are a Bills' record...earned 4 trips to the Pro Bowl (1989, '90, '91, '92-DNP)...was the 40th player selected in the 1988 draft when the Bills chose him in the second round.

**1996:** His one-yard TD run at NY Giants (9/1) was the 75th TD of his career...his 14-yard run in the second quarter vs. Indianapolis (10/6) made him the 11th player in NFL history to rush for over 10,000 yards...his 69-yard reception vs. Colts on a screen pass which he raced down the sideline was the second longest of his career...19-yard TD run vs. Miami (10/13) was the 58th rushing TD of his career, making him the Bills' all-time leader...his 9-yard run in the third quarter at NY Jets (10/20) made him the Bills' all-time leading rusher, surpassing OJ Simpson's total of 10,183...119 yards rushing at New England (10/27) was his highest output of the season and was the 50th 100-yard game of his career...his rushing TD in the second quarter vs. Washington (11/3) made him the fourth player in history to have 60 rushing and 20 receiving TDs (Lenny Moore, Jim Brown and Marcus Allen)...made the key block on Steve Tasker's 62-yard reception on the first offensive play of the game

THOMAS *continued*

vs. NY Jets (11/24)...injured his leg on the Bills' opening drive and did not return vs. Jets...was inactive at Indianapolis (12/1) with injured ankle...his 8-yard run in the second quarter vs. Kansas City (12/22) put him over the 1,000 yard rushing mark for the eighth consecutive season, joining B. Sanders as the only players in history to accomplish this feat...his 50-yards rushing in Wildcard playoff vs. Jacksonville (12/28) moved him into second place all-time with 1,399 in his career in the postseason...became the all-time leader in postseason yards from scrimmage with his 70 yards on the game...his 2 TDs in the first quarter vs. Jaguars gave him 20 overall tying Emmitt Smith for the all-time lead...is also tied with Emmitt Smith for the all-time lead in postseason scoring with 120 points...his streak of rushing TDs in consecutive playoff games was increased to 7 games, tying the longest streak in NFL history (John Riggins and Emmitt Smith have 7 each)...he also tied John Stallworth in scoring in 8 consecutive playoff games...his 15 postseason rushing TDs rank second all-time, 1 behind Harris and E. Smith.

**1995:** Scored the 50th rushing TD of his career vs. Indy (9/17)...had 3 consecutive carries for 30 yards in the final drive at Cleveland (10/2) to set up Steve Christie's game-winning FG in the final minute...his 6-yard run in the first quarter vs. Jets made him the 11th player in NFL history to rush for 9,000 yards...set a club record by having a reception in 43 consecutive games when he caught a pass in the first quarter at New England (10/23)...injured his hamstring in the first quarter at Patriots and did not return to action...was inactive at Miami (10/29) and at Indy (11/5)...his consecutive games with a reception streak was snapped at 43 when he was held without a catch vs. Atlanta (11/12)...on his 12-yard TD run in the second quarter at Jets (11/19) he became the 48th player in NFL history to score 70 yards TDs...scored the 71st TD of his career vs. New England (11/26) to establish a new team record...came out of game at San Francisco (12/3) with leg cramps and did not return...his 129 rushing yards at St. Louis (12/10) was his 42nd 100-yard game, breaking OJ Simpson's team record for 100-yard games...his 49-yard burst up the middle was his longest of the season and the third longest of his career...had arguably his best game of the regular season when he rushed for 148 yards vs. Miami (12/17) including a key first down pickup on third-and-2 with 2 minutes in the game and the Bills protecting a 3-point lead...picked up 20 yards on 3 carries vs. Houston (12/24) to become the third player in NFL history to rush for over 1,000 yards in 7 consecutive seasons (Eric Dickerson & Barry Sanders are the other 2)...his 158 yards on 25 carries in Wildcard game vs. Miami (12/30) was the second highest total in Bills' playoff history...his 13-yard pickup in the second quarter vs. Miami moved him into second place on the NFL's all-time postseason yards from scrimmage list (Franco Harris- 2,060)...his 1-yard TD run in the playoff game at Pittsburgh (1/6) marked his seventh consecutive postseason game with a TD, second longest streak in NFL history...his second TD at Pittsburgh gave him 18 for his career in the postseason, tied for most in NFL history with Emmitt Smith...his 13 rushing attempts at Pittsburgh gave him 313 in his career and moved him into second place on NFL's all-time postseason rushing attempts list (Franco Harris -400)

**1994:** Was selected to the UPI All-AFC Second Team...finished fourth in the AFC in rushing and sixth in the NFL...finished fifth in the NFL in combined yards with 1,442 (behind Barry Sanders, Chris Warren, Emmitt Smith and Marshall Faulk) and third in the AFC...established a new Bills' record for most seasons with 1,000 or more yards rushing and most consecutive 1,000-yard seasons by performing the task for the sixth time in '94 (old mark-5 by O.J. Simpson, 1972-76)...his 106 yards at New England (9/11) was the eighth time he has eclipsed the century mark against the Patriots, the most 100-yard performances any Bills' rusher has recorded against one team...missed the Chicago game (10/2) due to a knee injury, marking only the third game in his career he has missed (vs. Detroit, 12/22/91 and at Miami, 11/14/88)...rushed for 77 yards vs. New England (12/18) to give him 1,057 yards on the year and his sixth consecutive 1,000-yard season and joining him with Eric Dickerson (7 consecutive), Barry Sanders, Franco Harris and Walter Payton (each with 6).

**1993:** Named to All-Pro teams by Football Digest and Sports Illustrated's Dr. Z...was also named to All-Pro Second teams by AP and College & Pro Football Newsweekly in addition to All-AFC teams by UPI and Football News...led the AFC in rushing (1,315 yards) and was 3rd in the NFL (behind Emmitt Smith's 1,486 and Jerome Bettis' 1,429)...voted to his 4th Pro Bowl...was the real "work horse" of the Bills offense and led the NFL in rushing atts. with 355, 55 more than any other player...was the 22nd player in NFL history to reach the 7,000-yard plateau

THOMAS *continued*

vs. Washington (11/1)...surpassed the 10,000-yard mark for all-purpose yards at Pittsburgh (11/15), becoming only the second player in Bills' history, along with O.J., to accomplish the feat...rushed for a team playoff record with 186 yards vs. Kansas City in the Championship game (1/23)...his 186 was second in title games only to Keith Lincoln's 206 in 1963...is 1 of just 4 RBs to reach the 1,000-yard mark in postseason play...holds the Bills record for most points in postseason play.

**1992:** Was selected to the UPI All-AFC team, Football News All-AFC team, Pro Football Weekly All-AFC team...AP All-Pro second team, College and Pro Football Newsweekly All-Pro second team...was also honored by the NFL as AFC Offensive Player of the Week for Weeks 10 & 15...was Football News Player of the Week for Weeks 1 & 10...his 2,113 total yards from scrimmage ranks as the 9th best in NFL history...became the sixth player in Bills history to score 4 TDs in a game when he did so vs. the Rams (9/6)...the opening day game also marked the 25th 100-yard rushing performance of his career...went over the 5,000-yard rushing plateau at San Francisco (9/13)...caught the game-winning TD pass in the final minute at the Jets (10/26)...had a career-high 37 carries vs. Pittsburgh (11/8), marking the second most in club history to O.J. Simpson's 39...became the 36th player in NFL history to rush past the 6,000-yard mark with his 120-yard effort vs. Denver (12/12)...scored his 50th career TD against the Saints to become only the 5th Bill to score over 300 points...injured his hip in the Houston Wild Card game (1/3) and saw little action in that contest and the playoff encounter at Pittsburgh (1/9)...was back at Miami in the Championship game (1/17).

**1991:** Recorded a spectacular season that included being named the league's MVP and numerous other accolades including AP MVP, AP Offensive Player of the Year, AP All-Pro team, PFWA MVP and All-Pro team, The Sporting News Player of the Year and All-Pro team, Football News Player of the Year and AFC All-Pro team, College and Pro Football Weekly Offensive Player of the Year and All-Pro team, Pro Football Weekly Player of the Year and All-NFL team, UPI AFC Offensive Player of the Year and All-AFC team, NFA MVP-Jim Thorpe Trophy, News Ent. Assoc. All-Pro team, Sports Illus.' Dr. Z's All-Pro team, Ford All-Madden team and Dunlop Professional Athlete of the Year...became only the 11th player in NFL history to gain over 2,000 combined yards from scrimmage in a season...his 2,038 ranked as the 12th highest single-season total in NFL history...finished third among NFL rushing leaders behind Emmitt Smith (Dallas) and Barry Sanders (Detroit), but played only 1 quarter in the final 2 games...in the season opener vs. Miami (9/1) he became the first RB in Bills' history to record 100 yards rushing and receiving in the same game...became Buffalo's all-time leading receiver for RBs, surpassing Joe Cribbs (180), vs. the Jets (12/1) with 4 catches...also broke his own team record for most receptions by a RB in a season (1989-90) with 62...tied the Bills' record for most receptions in a game (13) at the Jets (9/15), including a 15-yard game winner...moved ahead of Joe Cribbs into second place on Buffalo's all-time rushing list at Miami (11/18)...was named the AFC Offensive Player of the Month for September and November, as well as the AFC Offensive Player of the Week for Weeks 1 and 3.

**1990:** Posted a stellar season in which he led the NFL in total yards from scrimmage with 1,829 and topped the AFC in rushing with 1,297...was selected to such honors as All-Pro first teams by AP, College and Pro Football Weekly and Football Digest, All-Pro Teams by PFWA, Pro Football Weekly, The Sporting News, NEA and SI's Dr. Z, and All-AFC Teams by UPI and Football News...moved from 8th to 3rd on the Bills' all-time rushing list with 3,422 yards...his 1,297 yards was the most since O.J. Simpson's 1,503 in 1976 and was the fourth best in Bills' history...became only the fifth Bills' player to rush for 200 yards in a single game with 214 at the Jets in Week 3, which was also the NFL's most in 1990...his 80-yard TD run vs. New England (11/18) was a career long and enters the Bills record book as tied for the fourth longest...rose to the occasion in the Miami game (12/23) with 154 yards rushing to offset the injured Jim Kelly...scored a career high 3 TDs at Cleveland (11/4)...passed Joe Cribbs as Buffalo's all-time leading rusher in postseason play (498 yards) with 3 consecutive 100-yard performances...the 138 yards vs. the Raiders and 135 yards in Super Bowl XXV are the top 2 performances in Bills playoff history...31-yard TD run in the Silver Anniversary Super Bowl is also a Bills postseason best.

**1989:** In addition to being selected to the Pro Bowl, was also voted to UPI All-AFC squad, Pro Football Weekly's All-AFC team, AP Second Team, College and

# BUFFALO BILLS

THOMAS *continued*

Pro Football Newsweekly All-Pro Second Team and SI's '89 Z Team...tied for the AFC TD lead with Kansas City's Christian Okoye with 12 and non-kicker scoring lead with 72 pts...finished third in the AFC (sixth in the NFL) in rushing with 1,244 yards behind Okoye (1,480) and Indianapolis' Eric Dickerson (1,311)...set a new team record for most receptions by a RB in a season with 60 catches, breaking Joe Cribbs' mark of 58...made 13 receptions in playoff game at Cleveland, tying an NFL record for most catches in a playoff game with San Diego's TE Kellen Winslow.

**1988:** Had an impressive rookie season, leading the Bills in rushing with 881 yards on 207 carries...was the third leading rookie rusher in the NFL...missed more than 3 quarters vs. Seattle with a bruised shin...sat out next game against Miami with a sore leg.

**COLLEGE/PERSONAL:** Full name—Thurman Lee Thomas...named the Buffalo Bills/Edge 1993 "Man of the Year"...one of the premier RB's in the country during his college career at Oklahoma State...ran the ball 897 times during his career for 4,595 yards and 43 TD's...the yardage total is second best in Big Eight history to Mike Rozier's 4,780 at Nebraska...no doubt would have been the conference's top rusher if he had not been slowed down much of his junior year with a bad left knee which he injured in a pick-up basketball game in the summer before his junior year...underwent arthroscopic surgery after the injury...had a big sophomore year when he gained 1,650 yards on 327 carries...holds the OSU record with 293 yards rushing in a game which he set in 1987 in the season finale against Iowa State...a first team AP All-American and a second team choice by UPI...won first team Big Eight honors on the AP and UPI teams 3 years in succession...finished seventh in the Heisman Trophy balloting and then capped his senior season by running for 157 yards vs. West Virginia in the Sun Bowl and setting a record with 4 TD's...counting 2 other bowl games (Gator) he gained 5,004 yards and scored 48 TD's...had 155 yards in the Gator Bowl as a freshman vs. South Carolina and was game MVP...was a second team All-America pick as a sophomore by Football News and the The Sporting News and third team by AP...tossed a 12-yard scoring pass on a flea-flicker in the Gator Bowl against Florida State...had 21 100-yard games in his career...played in front of Heisman Trophy winner Barry Sanders...a prep star at Willowridge HS in Missouri City, TX...was chosen all-state and the Player-of-the-Year by the Houston Touchdown Club...was inducted into the Texas High School Hall of Fame during the 1992 offseason...hotel and restaurant major...he and his wife, Patti, have 3 daughters, Olivia, Angelica and Annika Lee.

## THOMAS' RUSHING STATS

YEAR	CLUB	G/GS	ATT	YDS	AVG	LG	TD
1988	Buffalo	15/15	207	881	4.3	37t	2
1989	Buffalo	16/16	298	1,244	4.2	38	6
1990	Buffalo	16/16	271	1,297	4.8	80t	11
1991	Buffalo	15/15	288	1,407	4.9	33	7
1992	Buffalo	16/16	312	1,487	4.8	44	9
1993	Buffalo	16/16	355	1,315	3.7	27	6
1994	Buffalo	15/15	287	1,093	3.8	29	7
1995	Buffalo	14/14	267	1,005	3.8	49	6
1996	Buffalo	15/15	281	1,033	3.7	36	8
<b>TOTALS</b>		<b>138/138</b>	<b>2,566</b>	<b>10,762</b>	<b>4.2</b>	<b>80t</b>	<b>62</b>

## THOMAS' RECEIVING STATS

YEAR	CLUB	REC	YDS	AVG	LG	TD
1988	Buffalo	18	208	11.6	34	0
1989	Buffalo	60	669	11.2	74t	6
1990	Buffalo	49	532	10.9	63	2
1991	Buffalo	62	631	10.2	50t	5
1992	Buffalo	58	626	10.8	43	3
1993	Buffalo	48	387	8.1	37	0
1994	Buffalo	50	349	7.0	28	2
1995	Buffalo	26	220	8.5	60	2
1996	Buffalo	26	254	9.8	69	0
<b>TOTALS</b>		<b>397</b>	<b>3,876</b>	<b>9.8</b>	<b>74t</b>	<b>20</b>



# BUFFALO BILLS

THOMAS *continued*

## THOMAS' PLAYOFF RUSHING STATS

YEAR	GAME	ATT	YDS	AVG	LG	TD
1988	HOUSTON	7	75	10.7	40	1
1988	@Cincinnati	4	6	1.5	2	0
1989	@Cleveland	10	27	2.7	7	0
1990	MIAMI	32	117	3.7	14	2
1990	RAIDERS	25	138	5.5	15	1
1990	S.B.XXV	15	135	9.0	31	1
1991	K.CITY	22	100	4.5	19	0
1991	DENVER	26	72	2.8	9	0
1991	S.B.XXVI	10	13	1.3	6	1
1992	HOUSTON	11	26	2.4	6	0
1992	@Pittsburgh	19	54	2.8	11	0
1992	@Miami	20	96	4.8	24	0
1992	S.B.XXVII	11	19	1.7	9	1
1993	RAIDERS	14	44	3.1	8	1
1993	K.CITY	33	186	5.6	33	3
1993	S.B.XXVIII	16	37	2.3	6	1
1995	MIAMI	25	158	6.3	32	1
1995	@Pittsburgh	13	46	3.5	13	1
1996	JACKSONVILLE	14	50	3.6	14	1
<b>TOTALS</b>		<b>327</b>	<b>1,399</b>	<b>4.3</b>	<b>40</b>	<b>15</b>

## THOMAS' PLAYOFF RECEIVING STATS

YEAR	GAME	REC	YDS	AVG	LG	TD
1988	HOUSTON	0	0	0.0	0	0
1988	@Cincinnati	0	0	0.0	0	0
1989	@Cleveland	13	150	11.5	27	2
1990	MIAMI	3	38	12.7	20	0
1990	RAIDERS	5	61	12.2	17	0
1990	S.B.XXV	5	55	11.0	15	0
1991	K.CITY	4	21	5.3	8	0
1991	DENVER	3	15	5.0	8	0
1991	S.B.XXVI	4	27	6.8	8	0
1992	HOUSTON	2	-3	-1.5	-1	0
1992	@Pittsburgh	3	25	8.3	11	0
1992	@Miami	5	70	14.0	19	1
1992	S.B.XXVII	4	10	2.5	7	0
1993	RAIDERS	6	48	8.0	18	0
1993	K.CITY	2	22	11.0	15	0
1993	S.B.XXVIII	7	52	7.4	24	0
1995	MIAMI	3	42	14	18	0
1995	@Pittsburgh	3	12	4.0	9	1
1996	JACKSONVILLE	3	24	8.0	10	1
<b>TOTALS</b>		<b>75</b>	<b>669</b>	<b>8.9</b>	<b>27</b>	<b>5</b>

## 1996 GAME-BY-GAME RUSHING

GAME	G/GS	ATT	YDS	AVG	LG	TD
@NY Giants	1/1	32	97	3.0	11	1
NEW ENGLAND	1/1	15	22	1.5	10	1
@Pittsburgh	1/1	16	68	4.3	13	0
DALLAS	1/1	22	51	2.3	17	1
INDIANAPOLIS	1/1	18	69	3.8	14	0
MIAMI	1/1	16	85	5.3	19	1
@NY Jets	1/1	24	97	4.0	10	0
@New England	1/1	26	119	4.6	36	1
WASHINGTON	1/1	23	107	4.7	20	1
@Philadelphia	1/1	22	90	4.1	23	1
CINCINNATI	1/1	19	78	4.1	13	1
NY JETS	1/1	3	8	2.7	5	0
@Indianapolis		DNP-Inactive				
@Seattle	1/1	17	65	3.8	10	0
@Miami	1/1	11	34	3.1	9	0
KANSAS CITY	1/1	17	43	2.5	8	0
<b>TOTALS</b>		<b>15/15</b>	<b>281</b>	<b>1,033</b>	<b>3.7</b>	<b>8</b>

# BUFFALO BILLS

THOMAS *continued*

## 1995 GAME-BY-GAME RUSHING

GAME	G/GS	ATT	YDS	AVG	LG	TD
@Denver	1/1	17	46	2.7	13	0
CAROLINA	1/1	22	91	4.1	11	1
INDIANAPOLIS	1/1	19	25	1.3	7	1
@Cleveland	1/1	23	86	3.7	18	0
NY JETS	1/1	27	133	4.9	26	1
SEATTLE	1/1	24	51	2.1	8	0
@New England	1/1	4	42	10.5	20	0
@Miami	DNP-hamstring					
@Indianapolis	DNP-hamstring					
ATLANTA	1/1	17	66	3.9	10	0
@NY Jets	1/1	18	43	2.4	12t	1
NEW ENGLAND	1/1	24	85	3.5	13	1
@San Francisco	1/1	10	40	4.0	22	0
@St. Louis	1/1	24	129	5.4	49	0
MIAMI	1/1	35	148	4.2	15	1
HOUSTON	1/1	3	20	6.7	9	0
<b>TOTALS</b>	<b>14/14</b>	<b>267</b>	<b>1,005</b>	<b>3.8</b>	<b>49</b>	<b>6</b>

## 1994 GAME-BY-GAME RUSHING

GAME	G/GS	ATT	YDS	AVG	LG	TD
NY JETS	1/1	7	5	0.7	3	0
@New England	1/1	26	106	4.1	16	0
@Houston	1/1	28	112	4.0	16	0
DENVER	1/1	17	103	6.1	27t	2
@Chicago	DNP-Knee					
MIAMI	1/1	31	125	4.0	26t	2
INDIANAPOLIS	1/1	14	51	3.6	11	0
KANSAS CITY	1/1	21	77	3.7	29	1
@NY Jets	1/1	18	59	3.3	21	1
@Pittsburgh	1/1	21	91	4.3	16	0
GREEN BAY	1/1	31	80	2.6	10	1
@Detroit	1/1	17	58	3.4	9	0
@Miami	1/1	16	63	3.9	15	0
MINNESOTA	1/1	16	50	3.1	9	0
NEW ENGLAND	1/1	12	77	6.4	18	0
@Indianapolis	1/1	12	36	3.0	11	0
<b>TOTALS</b>	<b>15/15</b>	<b>287</b>	<b>1,093</b>	<b>3.8</b>	<b>29</b>	<b>7</b>

## 1993 GAME-BY-GAME RUSHING

GAME	G/GS	ATT	YDS	AVG	LG	TD
NEW ENGLAND	1/1	24	114	4.8	11	0
@Dallas	1/1	25	75	3.0	11	0
MIAMI	1/1	12	46	3.8	21	0
GIANTS	1/1	26	122	4.7	15	0
HOUSTON	1/1	24	92	3.8	25	1
@Jets	1/1	27	117	4.3	18	0
WASHINGTON	1/1	28	129	4.6	19	1
@New England	1/1	30	111	3.7	12	0
@Pittsburgh	1/1	13	40	3.1	9	0
INDIANAPOLIS	1/1	27	116	4.3	27	0
@Kansas City	1/1	15	25	1.7	7	0
RAIDERS	1/1	19	74	3.9	16	2
@Philadelphia	1/1	10	31	3.1	10	0
@Miami	1/1	26	52	2.0	18	0
JETS	1/1	23	61	2.7	27	1
@Indianapolis	1/1	26	110	4.2	13	1
<b>TOTALS</b>	<b>16/16</b>	<b>355</b>	<b>1,315</b>	<b>3.7</b>	<b>27</b>	<b>6</b>

## THOMAS' 1,000-YARD SEASONS

Player	Number of 1,000-Yard Seasons	Years
Thurman Thomas	8	1989-96
O.J. Simpson	5	1972-76
Joe Cribbs	3	1980-81, '83
Greg Bell	1	1984
Cookie Gilchrist	1	1962
Terry Miller	1	1978

# BUFFALO BILLS

THOMAS *continued*

## 1992 GAME-BY-GAME RUSHING

GAME	G/GS	ATT	YDS	AVG	LG	TD
RAMS	1/1	22	103	4.7	11	3
@San Francisco	1/1	19	85	4.5	11t	1
INDIANAPOLIS	1/1	14	42	3.0	15	0
@New England	1/1	18	120	6.7	31	1
MIAMI	1/1	11	33	3.0	7	0
@Raiders	1/1	16	52	3.3	21	0
@Jets	1/1	21	142	6.8	36	0
NEW ENGLAND	1/1	12	29	2.4	11	0
PITTSBURGH	1/1	37	155	4.2	20	1
@Miami	1/1	22	73	3.3	17	0
ATLANTA	1/1	13	103	7.9	44	0
@Indianapolis	1/1	21	102	4.9	16	0
JETS	1/1	18	116	6.4	39	0
DENVER	1/1	26	120	4.6	33	1
@New Orleans	1/1	24	115	4.8	41	2
@Houston	1/1	18	97	5.4	16	0
<b>TOTALS</b>	<b>16/16</b>	<b>312</b>	<b>1,487</b>	<b>4.8</b>	<b>44</b>	<b>9</b>

## 1991 GAME-BY-GAME RUSHING

GAME	G/GS	ATT	YDS	AVG	LG	TD
MIAMI	1/1	25	165	6.6	20	1
PITTSBURGH	1/1	15	107	7.1	33	0
@Jets	1/1	11	62	5.6	20	0
@Tampa Bay	1/1	17	54	3.2	9	0
CHICAGO	1/1	25	117	4.7	19	1
@Kansas City	1/1	13	51	3.9	15	0
INDIANAPOLIS	1/1	20	117	5.9	19	2
CINCINNATI	1/1	14	63	4.5	26	0
NEW ENGLAND	1/1	32	126	3.9	22	1
@Green Bay	1/1	24	106	4.4	21	1
@Miami	1/1	23	135	5.9	30	1
@New England	1/1	25	89	3.6	8	0
JETS	1/1	23	124	5.4	21	0
@Raiders	1/1	15	57	3.8	8	0
@Indianapolis	1/1	6	34	5.7	12	0
DETROIT	DNP					
<b>TOTALS</b>	<b>15/15</b>	<b>288</b>	<b>1,407</b>	<b>4.9</b>	<b>33</b>	<b>7</b>

## 1990 GAME-BY-GAME RUSHING

GAME	G/GS	ATT	YDS	AVG	LG	TD
INDIANAPOLIS	1/1	20	84	4.2	29	1
@Miami	1/1	8	23	2.9	7	0
@Jets	1/1	18	214	11.9	60	0
DENVER	1/1	13	36	2.8	9	0
RAIDERS	1/1	15	67	4.5	9	0
JETS	1/1	2	5	2.5	3	0
@New England	1/1	22	136	6.2	26	1
@Cleveland	1/1	17	58	3.4	11	2
PHOENIX	1/1	26	112	4.3	43	0
NEW ENGLAND	1/1	22	165	7.5	80t	2
@Houston	1/1	15	54	3.6	9	1
PHILADELPHIA	1/1	21	53	2.5	10	0
@Indianapolis	1/1	16	76	4.7	23	2
@Giants	1/1	21	60	2.8	9	1
MIAMI	1/1	30	154	5.1	13	1
@Washington	1/1	5	0	0.0	0	0
<b>TOTALS</b>	<b>16/16</b>	<b>271</b>	<b>1,297</b>	<b>4.8</b>	<b>80t</b>	<b>11</b>

## THURMAN THOMAS VS. THE AFC EAST

(thru 1996 season)

	Gms	Att	Yds	Avg	Lg	TDs
Indianapolis	16	276	1117	4.1	29	7
Miami	16	327	1452	4.4	30t	8
New England	18	372	1658	4.6	80t	10
<u>N.Y. Jets</u>	<u>18</u>	<u>305</u>	<u>1439</u>	<u>4.7</u>	<u>60</u>	<u>5</u>
<b>TOTALS</b>	<b>68</b>	<b>1280</b>	<b>5666</b>	<b>4.4</b>	<b>80t</b>	<b>30</b>

# BUFFALO BILLS

THOMAS *continued*

## 1989 GAME-BY-GAME RUSHING

GAME	G/GS	ATT	YDS	AVG	LG	TD
@Miami	1/1	13	94	7.2	13	0
DENVER	1/1	11	38	3.5	17	0
@Houston	1/1	12	58	4.8	19	0
NEW ENGLAND	1/1	21	105	5.0	28	1
@Indianapolis	1/1	12	53	4.4	15	0
RAMS	1/1	24	105	4.4	38	0
JETS	1/1	20	49	2.4	9	1
MIAMI	1/1	27	148	5.5	30t	1
@Atlanta	1/1	21	95	4.5	29	1
INDIANAPOLIS	1/1	29	127	4.4	16	0
@New England	1/1	22	73	3.3	13	1
CINCINNATI	1/1	26	100	3.8	14	0
@Seattle	1/1	21	79	3.8	16	0
NEW ORLEANS	1/1	16	40	2.5	6	0
@San Francisco	1/1	6	7	1.2	4	0
@Jets	1/1	17	73	4.3	33	1
<b>TOTALS</b>	<b>16/16</b>	<b>298</b>	<b>1,244</b>	<b>4.2</b>	<b>38</b>	<b>6</b>

## 1988 GAME-BY-GAME RUSHING

GAME	G/GS	ATT	YDS	AVG	LG	TD
MINNESOTA	1/1	18	86	4.8	28	1
MIAMI	1/1	21	74	3.5	9	0
@New England	1/1	17	55	3.2	13	0
PITTSBURGH	1/1	16	49	3.1	8	0
@Chicago	1/1	5	12	2.4	8	0
INDIANAPOLIS	1/1	13	48	3.7	12	0
@Jets	1/1	11	43	3.9	9	0
NEW ENGLAND	1/1	20	84	4.2	19	0
GREEN BAY	1/1	23	116	5.0	16	0
@Seattle	1/1	6	21	3.5	7	0
@Miami	DNP					
JETS	1/1	17	88	5.2	29	0
@Cincinnati	1/1	10	71	7.1	29	0
@Tampa Bay	1/1	7	1	0.1	3	0
RAIDERS	1/1	14	106	7.6	37t	1
@Indianapolis	1/1	9	27	3.0	6	0
<b>TOTALS</b>	<b>15/15</b>	<b>207</b>	<b>881</b>	<b>4.3</b>	<b>37t</b>	<b>2</b>

## THOMAS' SINGLE GAME HIGHS

**MOST ATTEMPTS:** 37 vs. Pittsburgh, 11/8/92; 35 vs. Miami, 12/17/95; 32 vs. New England, 11/3/91; 32 @NY Giants, 9/1/96; 31 vs. Green Bay, 11/20/94; 31 vs. Miami, 10/9/94; 30 at New England, 11/7/93; 30 vs. Miami, 12/23/90.

**MOST YARDS RUSHING:** 214 at Jets, 9/24/90; 186 vs. K. City, 1/23/94; 165 vs. Miami, 9/1/91; 165 vs. New England, 11/18/90; 155 vs. Pittsburgh, 11/8/92; 154 vs. Miami, 12/23/90; 148 vs. Miami, 12/17/95; 148 vs. Miami, 10/29/89.

**LONGEST RUN:** 80t vs. New England, 11/18/90; 60 at Jets, 9/24/90; 49 @St. Louis, 12/10/95; 44 vs. Atlanta, 11/22/92; 43 vs. Phoenix, 11/11/90.

**MOST RECEPTIONS:** 13 at Jets, 9/15/91; 9 vs. Miami, 10/4/92; 9 vs. Indianapolis, 9/9/90; 9 vs. Rams, 10/16/89; 8 vs. Indianapolis, 10/6/96; 8 at Detroit, 11/24/94; 8 vs. Miami 9/1/91; 8 at Miami, 9/10/89; 8 at San Francisco, 12/17/89.

**MOST YARDS RECEIVING:** 112 at Jets, 9/15/91; 111 vs. Indianapolis, 10/6/96; 103 vs. Miami, 9/1/91; 99 vs. New England, 10/1/89; 98 at New England, 11/19/89; 94 @San Francisco, 9/13/92; 91 at Indianapolis, 12/9/90.

**LONGEST RECEPTIONS:** 74t vs. New England, 10/1/89; 69 vs. Indianapolis, 10/6/96; 63 at Indianapolis, 12/9/90; 60 vs. Carolina, 9/10/95; 50t vs. Miami, 9/1/91; 48 at Giants, 12/15/90; 43 at San Francisco, 9/13/92.

## NUMBER OF RUSHING TDS

(Regular season only)

Player	Number of Rushing TDs	Years
Thurman Thomas	62	1988-96
O.J. Simpson	57	1969-77
Cookie Gilchrist	31	1962-64
Joe Cribbs	19	1980-83, '85

THOMAS *continued*

## 1996 GAME-BY-GAME RECEIVING

GAME	REC	YDS	AVG	LG	TD
@NY Giants	2	19	9.5	14	0
NEW ENGLAND	1	6	6.0	6	0
@Pittsburgh	1	6	6.0	6	0
DALLAS	0	0	0.0	0	0
INDIANAPOLIS	8	111	13.9	69	0
MIAMI	1	3	3.0	3	0
@NY Jets	2	17	8.5	12	0
@New England	0	0	0.0	0	0
WASHINGTON	3	1	0.3	2	0
@Philadelphia	0	0	0.0	0	0
CINCINNATI	0	0	0.0	0	0
NY JETS	0	0	0.0	0	0
@Indianapolis		DNP-Inactive			
@Seattle	2	17	8.5	9	0
@Miami	5	47	9.4	14	0
KANSAS CITY	1	27	27.0	27	0
<b>TOTALS</b>	<b>26</b>	<b>254</b>	<b>9.8</b>	<b>69</b>	<b>0</b>

## 1995 GAME-BY-GAME RECEIVING

GAME	REC	YDS	AVG	LG	TD
@Denver	2	7	3.5	5	0
CAROLINA	2	64	32.0	60	0
INDIANAPOLIS	2	7	3.5	9	0
@Cleveland	5	40	8.0	26	0
NY JETS	1	4	4.0	4	0
SEATTLE	2	10	5.0	9	0
@New England	2	17	8.5	12	0
@Miami		DNP-inactive			
@Indianapolis		DNP-inactive			
ATLANTA	0	0	0.0	0	0
@NY Jets	4	33	8.3	17	0
NEW ENGLAND	0	0	0.0	0	0
@San Francisco	2	11	5.5	6	0
@St. Louis	3	16	5.3	8	1
MIAMI	1	11	11.0	11t	1
HOUSTON	0	0	0.0	0	0
<b>TOTALS</b>	<b>26</b>	<b>220</b>	<b>8.5</b>	<b>60</b>	<b>2</b>

## 1994 GAME-BY-GAME RECEIVING

GAME	REC	YDS	AVG	LG	TD
NY JETS	6	30	5.0	11	0
@New England	4	22	5.5	10	1
@Houston	2	19	9.5	10	0
DENVER	1	13	13.0	13	0
@Chicago		DNP-Inactive			
MIAMI	1	1	1.0	1	0
INDIANAPOLIS	6	60	10.0	28	1
KANSAS CITY	3	27	9.0	15	0
@NY Jets	2	9	4.5	8	0
@Pittsburgh	2	14	7.0	8	0
GREEN BAY	4	25	6.3	9	0
@Detroit	8	58	7.3	9	0
@Miami	4	26	6.5	14	0
MINNESOTA	3	22	7.3	11	0
NEW ENGLAND	1	22	22.0	22	0
@Indianapolis	3	1	0.3	3	0
<b>TOTALS</b>	<b>50</b>	<b>349</b>	<b>7.0</b>	<b>28</b>	<b>2</b>

# BUFFALO BILLS

THOMAS *continued*

1993 GAME-BY-GAME RECEIVING					
GAME	REC	YDS	AVG	LG	TD
NEW ENGLAND	1	3	3.0	3	0
@Dallas	2	8	4.0	7	0
MIAMI	3	17	5.7	8	0
NY GIANTS	3	21	7.0	9	0
HOUSTON	1	35	35.0	35	0
@NY Jets	7	67	9.6	32	0
WASHINGTON	1	1	1.0	1	0
@New England	5	31	6.2	15	0
@Pittsburgh	3	22	7.3	12	0
INDIANAPOLIS	3	48	16.0	37	0
@Kansas City	6	44	7.3	17	0
RAIDERS	3	11	3.7	8	0
@Philadelphia	2	15	7.5	10	0
@Miami	4	34	8.5	12	0
NY JETS	3	29	9.7	15	0
@Indianapolis	1	1	1.0	1	0
<b>TOTALS</b>	<b>48</b>	<b>387</b>	<b>8.1</b>	<b>37</b>	<b>0</b>

1992 GAME-BY-GAME RECEIVING					
GAME	REC	YDS	AVG	LG	TD
LA RAMS	3	33	11.0	13	1
@San Francisco	4	94	23.5	43	1
INDIANAPOLIS	2	29	14.5	17	0
@New England	2	27	13.5	21	0
MIAMI	9	83	9.2	22	0
@Raiders	3	27	9.0	20	0
@NY Jets	3	22	7.3	12t	1
NEW ENGLAND	5	45	9.0	17	0
PITTSBURGH	4	30	7.5	9	0
@Miami	6	66	11.0	26	0
ATLANTA	0	0	0.0	0	0
@Indianapolis	3	37	12.3	18	0
NY JETS	2	24	12.0	21	0
DENVER	3	39	13.0	18	0
@New Orleans	6	62	10.3	23	0
@Houston	3	8	2.7	6	0
<b>TOTALS</b>	<b>58</b>	<b>626</b>	<b>10.8</b>	<b>43</b>	<b>3</b>

1991 GAME-BY-GAME RECEIVING					
GAME	REC	YDS	AVG	LG	TD
MIAMI	8	103	12.9	50t	1
PITTSBURGH	4	35	8.8	16	0
@NY Jets	13	112	8.6	15	1
@Tampa Bay	2	19	9.5	11	0
CHICAGO	3	40	13.3	20	0
@Kansas City	4	24	6.0	7	0
INDIANAPOLIS	1	26	26.0	26	0
CINCINNATI	3	24	8.0	13	1
NEW ENGLAND	1	32	32.0	32	0
@Green Bay	3	40	13.3	21	0
@Miami	3	40	13.3	22	1
@New England	6	27	4.5	10t	1
NY JETS	4	33	8.3	10	0
@Raiders	7	76	10.9	19	0
@Indianapolis	0	0	0.0	0	0
DETROIT		DNP-Inactive			
<b>TOTALS</b>	<b>62</b>	<b>631</b>	<b>10.2</b>	<b>50t</b>	<b>5</b>

# BUFFALO BILLS

THOMAS *continued*

## 1990 GAME-BY-GAME RECEIVING

GAME	REC	YDS	AVG	LG	TD
INDIANAPOLIS	9	61	6.8	12	0
@Miami	4	37	9.3	14	0
@NY Jets	3	5	1.7	4	0
DENVER	4	25	6.3	12	0
RAIDERS	4	47	11.8	16	0
NY JETS	0	0	0.0	0	0
@New England	1	9	9.0	9	0
@Cleveland	5	65	13.0	32	1
CARDINALS	0	0	0.0	0	0
NEW ENGLAND	1	5	5.0	5	0
@Houston	4	32	8.0	14	0
PHILADELPHIA	2	39	9.5	35	1
@Indianapolis	4	91	22.8	63	0
@NY Giants	4	65	16.3	48	0
MIAMI	2	29	14.5	16	0
@Washington	2	22	11.0	17	0
<b>TOTALS</b>	<b>49</b>	<b>532</b>	<b>10.9</b>	<b>63</b>	<b>2</b>

## 1989 GAME-BY-GAME RECEIVING

GAME	REC	YDS	AVG	LG	TD
@Miami	8	65	8.1	16	0
DENVER	3	30	10.0	16	0
@Houston	3	37	12.3	26t	1
NEW ENGLAND	4	99	24.8	74t	1
@Indianapolis	6	81	13.5	21	0
LA RAMS	9	67	7.4	17	1
NY JETS	0	0	0.0	0	0
MIAMI	2	21	10.5	14	1
@Atlanta	1	9	9.0	9	0
INDIANAPOLIS	2	21	10.5	13	1
@New England	6	98	16.3	28	1
CINCINNATI	3	30	10.0	19	0
@Seattle	1	-2	-2.0	-2	0
NEW ORLEANS	4	51	12.8	18	0
@San Francisco	8	62	7.8	20	0
@NY Jets	0	0	0.0	0	0
<b>TOTALS</b>	<b>60</b>	<b>669</b>	<b>11.2</b>	<b>74t</b>	<b>6</b>

## 1988 GAME-BY-GAME RECEIVING

GAME	REC	YDS	AVG	LG	TD
MINNESOTA	2	27	13.5	17	0
MIAMI	3	57	19.0	34	0
@New England	5	37	7.4	9	0
PITTSBURGH	1	2	2.0	2	0
@Chicago	1	33	33.0	33	0
INDIANAPOLIS	0	0	0.0	0	0
@NY Jets	0	0	0.0	0	0
NEW ENGLAND	1	2	2.0	2	0
GREEN BAY	2	13	6.5	7	0
@Seattle	0	0	0.0	0	0
@Miami		DNP-Inactive			
NY JETS	0	0	0.0	0	0
@Cincinnati	0	0	0.0	0	0
@Tampa Bay	1	11	11.0	11	0
RAIDERS	1	9	9.0	9	0
@Indianapolis	1	17	17.0	17	0
<b>TOTALS</b>	<b>18</b>	<b>208</b>	<b>11.6</b>	<b>34</b>	<b>0</b>

THOMAS *continued*

## THOMAS' 100-YARD GAMES RUSHING

DATE	OPPONENT	ATT	YARDS	AVG	LG	TD
10/30/88	vs. Green Bay	23	116	5.0	16	0
12/11/88	vs. Raiders	14	106	7.6	37t	1
10/1/89	vs. New England	21	105	5.0	28	1
10/16/89	vs. Rams	24	105	4.4	38	0
10/29/89	vs. Miami	27	148	5.5	30t	1
11/12/89	vs. Indianapolis	29	127	4.4	16	0
11/26/89	vs. Cincinnati	26	100	3.8	14	0
9/24/90	at Jets	18	214	11.9	60	0
10/28/90	at New England	22	136	6.2	2	1
11/11/90	vs. Phoenix	26	112	4.3	3	0
11/18/90	vs. New England	22	165	7.5	80t	2
12/23/90	vs. Miami	30	154	5.1	13	1
*1/12/91	vs. Miami	32	117	3.7	14	2
*1/20/91	vs. Raiders	25	138	5.5	15	1
*1/27/91	S.B.XXV	15	135	9.0	31	1
9/1/91	vs. Miami	25	165	6.6	20	1
9/8/91	vs. Pittsburgh	15	107	7.1	33	0
9/29/91	vs. Chicago	25	117	4.7	19	1
10/13/91	vs. Indianapolis	20	117	5.9	19	2
11/3/91	vs. New England	32	126	3.9	22	1
11/10/91	at Green Bay	24	106	4.4	21	1
11/18/91	at Miami	23	135	5.9	30	1
12/1/91	vs. Jets	23	124	5.4	21	0
*1/5/92	vs. Kansas City	22	100	4.5	19	0
9/6/92	vs. Rams	22	103	4.7	11	3
9/27/92	@New England	18	120	6.7	31	1
10/26/92	@Jets	21	142	6.8	36	0
11/8/92	vs. Pittsburgh	37	155	4.2	20	1
11/22/92	vs. Atlanta	13	103	7.9	44	0
11/29/92	@Indianapolis	21	102	4.9	16	0
12/6/92	vs. Jets	18	116	6.4	39	0
12/12/92	vs. Denver	26	120	4.6	33	1
12/20/92	@New Orleans	24	115	4.8	41	2
9/5/93	vs. New England	24	114	4.8	11	0
10/3/93	vs. Giants	26	122	4.7	15	0
10/24/93	@Jets	27	117	4.3	18	0
11/1/93	vs. Washington	28	129	4.6	19	1
11/7/93	@New England	30	111	3.7	12	0
11/21/93	vs. Indianapolis	27	116	4.3	27	0
1/2/94	@Indianapolis	26	110	4.2	13	1
*1/23/94	vs. Kansas City	33	186	5.6	33	3
9/11/94	@New England	26	106	4.1	16	0
9/18/94	@Houston	28	112	4.0	16	0
9/26/94	vs. Denver	17	103	6.1	27t	2
10/9/94	vs. Miami	31	125	4.0	26t	2
10/8/95	vs. Jets	27	133	4.9	26	1
12/10/95	@St. Louis	24	129	5.4	49	0
12/17/95	vs. Miami	35	148	4.2	15	1
*12/30/95	vs. Miami	25	158	6.3	32	1
10/27/96	@New England	26	119	4.6	36	1
11/3/96	WASHINGTON	23	107	4.7	20	1
<b>TOTALS</b>	<b>51 100-YARD GAMES (45 Regular Season, 6 Playoffs)</b>					





## TIM TINDALE RUNNING BACK

# 33

Ht: 5-10 Wt: 220  
College: Western Ontario

NFL Years: 3  
How Acquired: FA-'94  
1996 Games Played/Started: 14/3  
Career Games Played/Started: 30/3  
Playoff Games Played/Started: 3/0  
Birthdate: 4/15/71  
Birthplace: London, ONT  
Residence: London, ONT

**PRO:** A hard-working and dedicated RB who has excelled on special teams...has shown steady improvement with each year...heralded and talented Canadian RB who excelled in Canada's college system...a strong and very powerful runner who is dependable in short-yardage situations...signed with Bills as a FA on 5/6/94.

**1996:** Tied for second on the team with 23 special teams tackles...his 23 TTs tied for 10th in the NFL...was deep man on kickoff return team all season...started his first career game vs. Dallas (9/16) as Bills started out in a 2-back offense...had a great lead block on Thurman Thomas' 2-yard TD run in the second quarter vs. Cowboys...hurt his knee on the first offensive series vs. Cincinnati (11/17) and did not return to the game...was inactive with knee injury vs. NY Jets (11/24) and at Indianapolis (12/1)...had solo tackle on opening KO at Seattle (12/8) after 2 game layoff...second quarter run for 4 yards picked up a needed first down on a third-and-2 situation at Miami (12/16)...had 1 carry for 5 yards in his third career post-season contest in Wildcard game vs. Jacksonville (12/28).

**1995:** Finished the season second on the team with 20 TTs on special teams...recorded his first career rushing attempts vs. Carolina (9/10)...recovered a fumble on KO coverage on the Jets' 15-yard line which helped set up the Bills' first TD vs. NY Jets (10/8)...led team with 3 special teams tackles vs. Seattle (10/15)...made a key block on Thurman Thomas' 1-yard TD run vs. New England (11/26)...had 2 KO returns for 39 yards vs. Patriots...had 2 carries on third-and-1 at St. Louis (12/10) and converted both into first downs...broke through wedge on opening KO and helped make tackle inside the 20-yard line in Wildcard vs. Miami (12/30)...scored his first career TD on a career-long 44-yard run in the fourth quarter vs. Miami (12/30)...saw action in postseason game at Pittsburgh (1/6).

**1994:** His hard work and countless hours in the weight room paid off when he was signed to Buffalo's Developmental Squad at the completion of training camp...was then brought up to the active roster on 12/16, but was inactive for the New England game (12/18) and the Indianapolis (12/24) contest.

**COLLEGE/PERSONAL:** Full name—Tim Scott Tindale...was a standout RB at Western Ontario University in his hometown of London, Ontario, Canada...holds the CIAU national record for most yards in a season with 1,208...also holds OUAA conference records in career TDs (34) and season rushing (1,208)...won the Hec Crighton Trophy for most outstanding player in the country in 1991 and 1993...is only the second player in CIAU history to win the prestigious award twice...won the Howard Mackie Trophy as the Outstanding Male Athlete in the CIAU.

### TINDALE'S RUSHING STATS

YEAR	CLUB	G/GS	ATT	YDS	AVG	LG	TD
1995	Buffalo	16/0	5	16	3.2	6	0
1996	Buffalo	14/3	14	49	3.5	15	0
<b>TOTALS</b>		<b>30/3</b>	<b>19</b>	<b>65</b>	<b>3.4</b>	<b>15</b>	<b>0</b>

**ADDITIONAL CAREER STATISTICS:** Receptions: 1 for -1 vs. Dallas (9/22); Special Teams Tackles: 43 Total—(1996-5 UTs, 7 ATs on KO and 8 UTs, 3 ATs on punt; 1995-9 UTs, 7 ATs and 1 FR on KO; 3 UTs and 1 AT on punt). Kickoff Returns: (1995-6 for 62 yds, 10.3 avg., 20 lg).

### PLAYOFFS

YEAR	CLUB	G/GS	ATT	YDS	AVG	LG	TD
1995	Buffalo	2/0	4	68	17.0	44t	1
1996	Buffalo	1/0	1	5	5.0	5	0
<b>TOTALS</b>		<b>3/0</b>	<b>5</b>	<b>73</b>	<b>14.6</b>	<b>44t</b>	<b>1</b>

**ADDITIONAL CAREER STATISTICS:** Special Teams Tackles: 5 Total—(1996- 1 AT on KO; 1995- 2 UTs, 2 ATs on KO). Kickoff Returns—(1995-1 for 23 yds).



## ALEX VAN PELT QUARTERBACK

# 10

Ht: 6-1 Wt: 219  
College: Pittsburgh

NFL Years : 2  
How Acquired: FA-'94  
1996 Games Played/Started: 1/0  
Career Games Played/Started: 2/0  
Playoff Games Played/Started: 1/0  
Birthdate: 5/1/70  
Birthplace: Pittsburgh, PA  
Residence: Orchard Park, NY

**PRO:** A talented QB who has performed well in limited playing opportunities...was originally drafted by Pittsburgh in the eighth round (216th pick overall)...signed with the Chiefs on 11/8/93 after being waived in training camp by the Steelers...re-signed by Kansas City on 4/15/94...signed with the Bills on 12/14/94.

**1996:** Began the season alternating with Todd Collins as the number 2 QB...came in for an injured Collins at the start of the fourth quarter vs. Dallas (9/16), it was his only playing time of the season...designated the "emergency quarterback" in 10 of the next 12 games...was backup but did not play vs. Indianapolis (10/6) and at Indianapolis (12/1).

**1995:** Was named number 2 QB for the playoffs after the season finale vs. Houston (12/24) where he was 10 for 18 for 106 yards and 2 TDs...named Miller Lite Player of the Game vs. Oilers...designated "emergency quarterback" for first 15 games of the season...came in late in third quarter for injured Jim Kelly in play-off at Pittsburgh (1/6) and threw for a TD on his first pass to TE Tony Cline.

**1994:** Was signed to the Bills Practice Squad on 12/14, where he remained for 3 days before being moved up to the active roster on 12/17...served as Buffalo's third QB and was inactive for the New England (12/18) and Indianapolis games (12/24)...re-signed by the Chiefs on 5/18 and participated in Kansas City's training camp...was released at the conclusion of camp.

**1993:** Was among the Steelers QB corps in training camp, but was waived prior to the start of the regular season...signed with Kansas City on 11/3 and placed on the practice squad...was then signed to the regular roster on 11/8 and was inactive for the next 3 weeks before being waived on 11/24/93.

**COLLEGE/PERSONAL:** Full name—Gregory Alexander Van Pelt...was a 4-year starter at Pittsburgh and became only the fifth player in NCAA history to throw for 2,000 yards in 4 consecutive seasons...broke many of Dan Marino's school records...including bowl games, he completed 865 of 1,503 passes for 11,267 yards, all school records, with 68 TDs and 58 INTs...became the sixth NCAA Division I-A passer to throw for more than 10,000 yards...finished prep career at Winston Churchill High in San Antonio, Texas, after transferring from Grafton (W.V.) High prior to his sophomore season...also earned 4 letters in baseball and 2 in basketball...wife's name—Brooke.

### VAN PELT'S PASSING STATS

YEAR	G/GS	ATT	COMP	YDS	PCT	TD	INT	LG	SACKS
1995	1/0	18	10	106	55.5	2	0	19t	0/0
1996	1/0	5	2	9	40.0	0	0	5	0/0
<b>TOTALS</b>	<b>2/0</b>	<b>23</b>	<b>12</b>	<b>115</b>	<b>52.2</b>	<b>2</b>	<b>0</b>	<b>19t</b>	<b>0/0</b>

QB Ratings: Career—95.4 ; 1996—47.9, 1995—110.0

### PLAYOFFS

YEAR	GAMES	G/GS	ATT	COMP	YDS	PCT	TD	INT	LG	SACKS
1995	@Pitts.	1/0	10	4	27	40.0	1	0	17	0/0
1996	JAX.		DNP-Inactive							
<b>TOTALS</b>		<b>1/0</b>	<b>10</b>	<b>4</b>	<b>27</b>	<b>40.0</b>	<b>1</b>	<b>0</b>	<b>17</b>	<b>0/0</b>



## TED WASHINGTON

### NOSE TACKLE

# 92

Ht: 6-4 Wt: 325  
College: Louisville

NFL Years : 7  
How Acquired: UFA-'95  
1996 Games Played/Started: 16/16  
Career Games Played/Started: 91/64  
Playoff Games Played/Started: 7/3  
Birthdate: 4/13/68  
Birthplace: Tampa, FL  
Residence: Orchard Park, NY

**PRO:** One of the premier defensive linemen in the NFL...perhaps the best run-stopping DL in the game...originally drafted by San Francisco as their number one choice (25th overall) in the 1991 NFL Draft...after 3 years with the 49ers, was traded on 4/20/94 to Denver...signed with Buffalo as an unrestricted free agent on 2/25/95 and was the second of 3 heralded defensive veterans to sign with the Bills in the '95 offseason (DE Jim Jeffcoat was first and LB Bryce Paup was third).

**1996:** Enjoyed his finest season as a professional as he recorded 130 TTs, an astounding 105 of which were solos...his tackle total ranked third on the team and was the second highest total by a defensive lineman in team history...one of the main reasons the Bills' defense ranked first in the league against the run...recorded his first sack of the season in the third quarter at NY Giants (9/1)...had a blocked FG in the second quarter vs. New England (9/8)...key factor in holding Emmitt Smith to 35 yards rushing vs. Dallas (9/22)...tied for team lead with 12 TTs at Philadelphia (11/10)...displayed incredible toughness as he recorded 6 UTs vs. NY Jets (11/24) despite being listed as questionable for the game with an elbow injury...applied pressure continuously at Indianapolis (12/1), recording the first multi-sack game of his career...had a team-high 8 solo tackles in playoff clinching victory vs. Kansas City (12/22)...his 10 TTs in Wildcard vs. Jacksonville (12/28) led all defensive linemen.

**1995:** Important asset to the improved Bills' defense of 1995...registered 10 TTs in season-opener at Denver (9/3)...recorded his first sack of the season vs. Carolina (9/10)...played a tremendous game at Miami (10/29) when he recorded 5 TTs, 1 sack and 2 QB pressures...had the key defensive play of victory at Indy (11/5) when he shot through the line on 4th-and-1 from the Bills' 2-yard line late in the third quarter with the Bills leading, 16-10, to stop the Colts' RB for a 2-yard loss...made impressive stop on first-and-goal from the Bills one-yard line in playoffs at Pittsburgh (1/6).

**1994:** Posted 82 tackles with 2 sacks in his only season with Denver...started 15 games and did not play vs. Atlanta (11/20)...made his first career INT at San Diego (10/23)...played for current Bills' Defensive Coordinator Wade Phillips at Denver.

**1993:** Played in 12 games with 12 starts for San Francisco...finished the season with 41 tackles and 3 sacks...missed 4 games due to a pinched nerve and shoulder injury...led the team with 6 tackles and 1 sack vs. New Orleans (11/22)...broke his leg in the 49ers season finale, the NFC Championship Game vs. Dallas.

**1992:** Made 6 starts and finished the year with 35 tackles and two sacks...the first of 4 consecutive starts was vs. New Orleans (11/22) when he made 3 tackles.

**1991:** Finished his rookie season with 21 tackles, 20 of them solos, and one sack...played in all 16 games for the 49ers with no starts.

**COLLEGE/PERSONAL:** Full name—Theodore Washington...was a dominant force at the University of Louisville...finished his senior season with 76 tackles, 7 sacks and 3 blocked field goals...played in the Senior and Japan Bowls...was All-Metro as a sophomore...participated in football, baseball, track and wrestling at Tampa (FL) Tech High...was the state champion in wrestling as a senior...his father, Ted, played LB for the Oilers (1973-82)...majored in physical education...wife's name—Verlisa

# BUFFALO BILLS

WASHINGTON *continued*

## WASHINGTON'S DEFENSIVE STATS

YEAR	CLUB	G/GS	TT	UT	AT	SACKS	QB PR.	INT	PD	FF	FR
1991	San Fran.	16/0	21	20	1	1	4	0	0	0	0
1992	San Fran.	16/6	35	27	8	2	5	0	1	0	0
1993	San Fran.	12/12	41	36	5	3	7	0	2	0	0
1994	Denver	15/15	82	49	33	2	8	1	3	2	0
1995	Buffalo	16/15	86	55	31	2.5	8	0	1	0	0
1996	Buffalo	16/16	130	105	25	3.5	10	0	3	0	0
<b>TOTALS</b>		<b>91/64</b>	<b>395</b>	<b>292</b>	<b>103</b>	<b>14.0</b>	<b>42</b>	<b>1</b>	<b>10</b>	<b>2</b>	<b>0</b>

ADDITIONAL CAREER STATISTICS: *Blocked Field Goals*-1 vs. NE (9/8/96)

## PLAYOFFS

YEAR	CLUB	G/GS	TT	UT	AT	SACKS	QB PR.	INT	PD	FF	FR
1991-94	SF/Den	4/0	10	8	2	0.5	0	0	0	0	0
1995	MIAMI	1/1	7	5	2	0	1	0	0	0	0
1995	@Pitts.	1/1	12	9	3	0	0	0	0	0	0
1996	JACKSONVILLE	1/1	10	7	3	0	0	0	0	0	0
<b>TOTALS</b>		<b>7/3</b>	<b>39</b>	<b>29</b>	<b>10</b>	<b>0.5</b>	<b>1</b>	<b>0</b>	<b>0</b>	<b>0</b>	<b>0</b>



## DAVID WHITE LINEBACKER

# 51

NFL Years : 4

How Acquired: FA-'95

1996 Games Played/Started: 16/5

Career Games Played/Started: 37/7

Playoff Games Played/Started: 3/0

Birthdate: 2/27/70

Birthplace: Oak Ridge, TN

Residence: Lincoln, NE

Ht: 6-2 Wt: 235  
College: Nebraska

**PRO:** Versatile LB with the ability to play ILB or OLB...excels on special teams...originally signed as a FA with Buffalo on 5/7/93...signed off waivers from Buffalo to New England on 8/31/93...waived by New England on 8/22/94...re-signed with the Bills on 5/3/95.

**1996:** Recorded a career-high 35 TTs on the season...played almost exclusively on special teams over the first 8 games of the season...played the majority of the fourth quarter at Philadelphia (11/10) for an injured Bryce Paup...started 5 of the season's last 6 games for Paup...learned he was starting for an injured Paup just 2 hours before game time vs. Cincinnati (11/17) and went on to receive a game ball for his efforts...in one of the key plays of the Bengals' game, he picked up a fumble by Ki-Jana Carter and returned it 12 yards for his first career TD...combined with Bruce Smith for a sack vs. NY Jets (11/24)...played arguably his best game of the season at Indianapolis (12/1) when he recorded 10 TTs and 2 pressures...recorded his first career postseason sack in Wildcard vs. Jacksonville (12/28)...tipped fourth quarter pass at line of scrimmage that Jeff Burris picked off and returned 38 yards for the TD.

**1995:** Finished third on team with 17 TTs on special teams...was inactive for the season opener at Denver (9/3)...made a big hit on KO which caused a fumble that the Bills' recovered at the Jets 15-yard line with 26 seconds remaining in the half vs. NY (10/8)...recorded the first sack of his career in the third quarter vs. Atlanta (11/12)...played extensively for injured Sam Rogers at St. Louis (12/10)...started his first career game vs. Miami (12/17)...was one of Bills' heroes in the AFC East title-clinching victory vs. Miami when he intercepted Dan Marino's pass with under 8 minutes to play to set up the game-winning FG...started regular season finale vs. Houston (12/24)...saw action in both Bills' postseason games.

**1994:** Participated in New England's training camp, but was waived on 8/22...did not sign with another team during the season.

**1993:** Signed with Buffalo as a FA following the draft, but was waived at the conclusion of training camp...was claimed off waivers by New England on 8/31...was inactive for the first 4 weeks of the season before being released and re-signed to the

WHITE continued

practice squad...was activated in the 11th week and made his NFL debut vs. the Jets (11/28)...played primarily on special teams in the final 6 games and made 3 tackles on coverage units.

**COLLEGE/PERSONAL:** Full name—David White...was a 4-year letterman at Nebraska...played in every game in his collegiate career and replaced Mike Croel and split time with Trev Alberts at OLB...finished his Cornhusker career with 137 tackles and 8 sacks...helped Huskers to 3 postseason bowl games...All-Big Eight honorable mention as a junior...starred at TE and DE at St. Augustine (New Orleans, LA) High...2-time All-Metro at TE...earned all-district honors as a DE in his sophomore year...studied pre-med at Nebraska...selected to Phillips 66 Academic Honor Roll as a sophomore at Nebraska with a 3.14 average...his parents currently live in Jakarta, Indonesia, where his father works as a chemical engineer for Mobil Oil Corp.

### WHITE'S DEFENSIVE STATS

YEAR	CLUB	G/GS	TT	UT	AT	SACKS	QB PR.	INT	PD	FF	FR
1993	New Eng.	6/0	0	0	0	0	0	0	0	0	0
1995	Buffalo	15/2	19	9	10	1	2	1	0	1	0
1996	Buffalo	16/5	35	22	13	0.5	3	0	1	0	2
<b>TOTALS</b>		<b>37/7</b>	<b>54</b>	<b>31</b>	<b>23</b>	<b>1.5</b>	<b>5</b>	<b>1</b>	<b>1</b>	<b>1</b>	<b>2</b>

**ADDITIONAL CAREER STATISTICS:** *Special Teams Tackles*—33 Total—1993 (3), 1995 (12 UTs and 5 ATs on KO), 1996 (7 UTs, 4 ATs on KO and 2 ATs on punt). *Forced Fumbles*—1 in 1995. *Fumble Recoveries*—3 Total—(2 in '96; 1 in '95)

### PLAYOFFS

YEAR	CLUB	G/GS	TT	UT	AT	SACKS	QB PR.	INT	PD	FF	FR
1995	MIAMI	1/0	2	2	0	0	0	0	0	0	0
1995	@Pittsburgh	1/0	5	3	2	0	0	0	0	0	0
1996	JACKSONVILLE	1/0	5	4	1	1.0	0	0	1	0	0
<b>TOTALS</b>		<b>3/0</b>	<b>12</b>	<b>9</b>	<b>3</b>	<b>1.0</b>	<b>0</b>	<b>0</b>	<b>1</b>	<b>0</b>	<b>0</b>



## DUSTY ZEIGLER

### OFFENSIVE LINE

# 61

Ht: 6-5 Wt: 298  
College: Notre Dame

NFL Years : 1  
How Acquired: D-6, '96  
1996 Games Played/Started: 2/0  
Career Games Played/Started: 2/0  
Playoff Games Played/Started: 0/0  
Birthdate: 9/27/73  
Birthplace: Savannah, GA  
Residence: Springfield, GA

**PRO:** Will be one of the main competitors to fill the vacant center spot created by Kent Hull's retirement...aggressive drive blocker who also moves his feet smoothly in back pedaling...maintains his balance through the block and has excellent area quickness...was the Bills' sixth round draft choice in 1996.

**1996:** Was either inactive or did not play for all but 2 games all season...saw first career action late in the game vs. NY Jets (11/24)...saw action on KO return team at Seattle (12/8).

**COLLEGE/PERSONAL:** Full name—Curtis Dustin Zeigler...performed at every OL position for Notre Dame...1 of 5 Irish captains as a senior...earned second team All-America by UPI and first-team All Independent by Football News in '95...started every game and logged more minutes than any Irish lineman in '94...saw action in 7 games in '93...did not play with varsity in '92...All-American honorable mention by USA Today as a senior at Effingham County (Springfield, GA) High...rated 1 of the top 100 prospects and one of the top 14 OL nationally by the Chicago Sun Times...first-team pick on Atlanta Journal-Constitution Georgia AAAA all-state team...earned 3 letters in football as OT and DE...served as team captain...selected for the Georgia-Florida all-star game...majored in sociology.

### ZEIGLER'S NFL RECORD

YEAR	CLUB	G/GS
1996	Buffalo	2/0

## BILLS 1997 ROSTER

### NUMERICAL ROSTER

### 1997 BILLS ALPHABETICAL ROSTER (AS OF JUNE 2, 1997)

NO.	NAME	POS.	HT.	WT.	BIRTH.	EXP.	COLLEGE	HOMETOWN	HOW ACQ'D	NO.	NAME	POS.
76	Albright, Ethan	OL	6-5	283	5/1/71	3	North Carolina	Greensboro, NC	FA-96	2	Christie, Steve	K
81	Armour, Justin	WR	6-4	209	1/1/73	2	Stanford	Colorado Springs, CO	D4b-95	3	Huerta, Carlos	K
13	Ballard, Jim	QB	6-3	223	4/16/72	1	Mount Union	Cuyahoga, OH	FA-97	5	Collins, Marc	P
45	Bender, Carey	RB	5-8	185	1/28/72	1	Coe College	Marion, IA	FA-95	8	Hobert, Billy Joe	QB
96	Brandenburg, Dan	LB	6-2	255	2/2/73	1	Indiana State	Rensselaer, IN	D7a-96	9	Mohr, Chris	P
82	Brantley, Chris	WR	5-10	180	12/12/70	3	Rutgers	Teaneck, NJ	FA-96	10	Van Pelt, Alex	QB
29	Bratton, Jason	RB	6-1	252	10/19/72	1	Grambling	Longview, TX	FA-96	13	Ballard, Jim	QB
97	Brown, Doug	DT	6-7	280	9/29/74	R	Simon Fraser	Coquitlam, BC	FA-97	15	Collins, Todd	QB
79	Brown, Ruben	G	6-3	304	2/13/72	3	Pittsburgh	Lynchburg, VA	D1-95	16	James, Kendall	WR
50	Buckner, Tyrell	LB	6-0	250	6/5/75	R	Alabama	Denison, TX	FA-97	17	Galloway, Mitchell	WR
22	Burris, Jeff	CB/PR	6-0	204	6/7/72	4	Notre Dame	Rock Hill, SC	D1-94	18	Cunningham, Jimmy	WR/KR
2	Christie, Steve	K	6-0	185	11/13/67	8	William & Mary	Oakville, Ont.	PB(TB)-92	19	Reese, Jerry	WR/KR
86	Cline, Tony	TE	6-4	247	11/24/71	3	Stanford	Davis, CA	D4c-95	20	Jones, Henry	S
5	Collins, Marc	P	6-4	209	4/24/74	1	Eastern Kentucky	Covington, KY	FA-97	21	Martin, Emanuel	S
15	Collins, Todd	QB	6-4	224	11/5/71	3	Michigan	Walpole, MA	D2-95	22	Burris, Jeff	CB/PR
63	Conaty, Bill	OL	6-2	306	3/8/73	R	Virginia Tech	Pennsauken, NJ	FA-97	23	Stevens, Matt	S
87	Coons, Robert	TE	6-5	249	9/18/69	3	Pittsburgh	Anaheim, CA	FA-95	24	Schulz, Kurt	S
57	Covington, Damien	LB	5-11	236	12/4/72	3	North Carolina State	Berlin, NJ	D3b-95	25	Ingoglia, Rene	RB
18	Cunningham, Jimmy	WR/KR	5-7	170	1/1/73	1	Howard	Houston, TX	FA-96	26	Smith, Antowain	RB
88	Early, Quinn	WR	6-0	190	4/13/65	10	Iowa	West Hempsted, NY	FA-96	27	Irvin, Ken	CB
70	Fina, John	OT	6-4	285	3/11/69	6	Arizona	Tucson, AZ	D1-92	28	Smith, Thomas	CB
48	Fitzgerald, Pat	TE	6-2	228	12/4/74	R	Texas	Van Nuys, CA	D7-97	29	Bratton, Jason	RB
17	Galloway, Mitchell	WR	5-8	178	10/8/74	R	East Carolina	Bennettsville, SC	FA-97	31	Jackson, Raymond	DB
36	Green, Clifford	CB	5-8	185	4/14/75	R	Tennessee State	Decatur, GA	FA-97	33	Tindale, Tim	RB
62	Hack, Dave	OL	6-6	277	4/22/72	1	Maryland	Holland, NY	FA-97	34	Thomas, Thurman	RB
71	Hammonds, Juan	DE	6-3	260	3/5/72	1	Michigan State	Louisville, KY	FA-97	36	Green, Clifford	CB

90	Hansen, Phil	DE	6-5	278	5/20/68	7	North Dakota State	Ellendale, ND	D2-'91	37	Woodson, Sean	S
8	Hobert, Billy Joe	QB	6-3	230	1/8/71	3	Washington	Puyallup, WA	T(Oak)-'97	40	Smedley, Eric	DB
52	Holecek, John	LB	6-2	238	5/7/72	1	Illinois	Sieger, IL	D5-'95	42	Provo, Dwayne	CB
44	Holmes, Darick	RB	6-0	226	7/1/71	3	Portland State	Pasadena, CA	D7b-'95	44	Holmes, Darick	RB
3	Huerta, Carlos	K	5-7	185	6/29/69	2	Miami (FL)	Coral Gables, FL	FA-'96	45	Bender, Carey	RB
25	Ingolia, Rene	RB	5-10	202	5/23/72	R	Massachusetts	Rochester, NY	FA-'97	46	Kerner, Marlon	CB
27	Irvin, Ken	CB	5-10	182	7/11/72	3	Memphis	Rome, GA	D4a-'95	48	Fitzgerald, Pat	TE
31	Jackson, Raymond	DB	5-10	189	2/17/73	2	Colorado State	Denver, CO	D5-'96	49	Riemersma, Jay	TE
16	James, Kendall	WR	6-0	195	1/4/73	R	Carson Newman	Miami, FL	FA-'97	50	Buckner, Tyrell	LB
93	Jeffcoat, Jerold	DT	6-2	315	8/30/69	1	Temple	Cliffwood, NJ	FA-'96	51	White, David	LB
77	Jeffcoat, Jim	DE	6-5	280	4/1/61	15	Arizona State	Cliffwood, NJ	FA-'95	52	Holecek, John	LB
84	Johnson, Lonnie	TE	6-3	240	2/14/71	4	Florida State	Miami, FL	D2b-'94	53	Lacoste, Paul	LB
20	Jones, Henry	S	5-11	197	12/29/67	7	Illinois	St. Louis, MO	D1-'91	54	Spielman, Chris	LB
46	Kerner, Marlon	CB	5-10	187	3/18/73	3	Ohio State	Columbus, OH	D3a-'95	57	Covington, Damien	LB
68	Lacina, Corbin	G	6-4	297	11/2/70	4	Augustana (SD)	Woodbury, MN	D6-'93	58	Perry, Marlo	LB
53	Lacoste, Paul	LB	6-1	225	9/3/74	R	Mississippi State	Jackson, MS	FA-'97	59	Rogers, Sam	LB
72	Louchiey, Corey	OT	6-8	305	10/10/71	3	South Carolina	Greenville, SC	D3b-'94	60	Ostroski, Jerry	G
21	Martin, Emanuel	S	5-11	184	7/31/69	2	Alabama State	Miami, FL	FA-'96	61	Zeigler, Dusty	C/G
9	Mohr, Chris	P	6-5	215	5/11/66	8	Alabama	Thompson, GA	FA(WLAF)-'91	62	Hack, Dave	OL
98	Moran, Sean	DE	6-3	255	6/5/73	2	Colorado State	Aurora, CO	D4-'96	63	Conaty, Bill	OL
80	Moulds, Eric	WR	6-0	204	7/17/73	2	Mississippi State	Lucedale, MS	D1-'96	64	Williams, Pat	DT
65	Nails, Jamie	OT	6-6	354	6/3/75	R	Florida A&M	Baxley, GA	D4-'97	65	Nails, Jamie	OT
99	Northern, Gabe	LB	6-2	240	6/8/74	2	Louisiana State	Baton Rouge, LA	D2-'96	68	Lacina, Corbin	G
60	Ostroski, Jerry	G	6-4	310	7/12/70	4	Tulsa	Collegeville, PA	FA-'93	69	Spriggs, Marcus	OT
74	Parker, Glenn	OT	6-5	305	4/22/66	8	Arizona	Huntington Beach, CA	D3-'90	70	Finna, John	OT
95	Paup, Bryce	LB	6-5	247	2/29/68	8	Northern Iowa	Jefferson, IA	FA-'95	71	Hammonds, Juan	DE
58	Perry, Marlo	LB	6-4	250	8/25/72	3	Jackson State	Forest, MS	D3a-'94	72	Louchiey, Corey	OT
94	Pike, Mark	DE	6-4	272	12/27/63	11	Georgia Tech	Villa Hills, KY	D7b-'86	73	Rockwood, Mike	OL
91	Price, Shawn	DL	6-5	260	3/28/70	5	Pacific	Woodland Hills, CA	FA-'96	74	Parker, Glenn	OT

42	Provo, Dwayne	CB	5-9	180	10/7/70	1	St. Marys	North Preston, NS, CAN	FA-'97	75	Wiley, Marcellus	DE
83	Reed, Andre	WR	6-2	190	1/29/64	13	Kutztown (PA)	Allentown, PA	D4a-'85	76	Albright, Ethan	OL
19	Reese, Jerry	WR/KR	5-11	190	3/18/73	1	San Jose State	Pittsburg, CA	FA-'97	77	Jeffcoat, Jim	DE
49	Riemersma, Jay	TE	6-5	254	5/17/73	1	Michigan	Leeland, MI	D7b-'96	78	Smith, Bruce	DE
73	Rockwood, Mike	OL	6-10	345	6/5/73	1	Nevada-Reno	Mira Loma, CA	FA-'97	79	Brown, Ruben	G
59	Rogers, Sam	LB	6-3	245	5/30/70	4	Colorado	Pontiac, MI	D2c-'94	80	Moulds, Eric	WR
24	Schulz, Kurt	S	6-1	208	12/12/68	6	Eastern Washington	Yakima, WA	D7-'92	81	Armour, Justin	WR
40	Smedley, Eric	DB	5-11	199	7/23/73	2	Indiana	Charleston, WV	D7c-'96	82	Brantley, Chris	WR
26	Smith, Antowain	RB	6-2	224	3/14/72	R	Houston	Montgomery, AL	D1-'97	83	Reed, Andre	WR
78	Smith, Bruce	DE	6-4	273	6/18/63	13	Virginia Tech	Norfolk, VA	D1a-'85	84	Johnson, Lornie	TE
28	Smith, Thomas	CB	5-11	188	12/5/70	5	North Carolina	Gates, NC	D1-'93	86	Cline, Tony	TE
54	Spielman, Chris	LB	6-0	247	10/11/65	10	Ohio State	Massillon, OH	FA-'96	87	Coons, Robert	TE
69	Spriggs, Marcus	OT	6-3	295	5/17/74	R	Houston	Hattiesburg, MS	D6-'97	88	Early, Quinn	WR
23	Stevens, Matt	S	6-0	206	6/15/73	2	Appalachian State	Chapel Hill, NC	D3-'96	89	Tasker, Steve	WR
89	Tasker, Steve	WR	5-9	183	4/10/62	13	Northwestern	Leoti, KS	W(Hou)-'86	90	Hansen, Phil	DE
34	Thomas, Thurman	RB	5-10	198	5/16/66	10	Oklahoma State	Missouri City, TX	D2-'88	91	Price, Shawn	DL
33	Tindale, Tim	RB	5-10	220	4/15/71	3	Western Ontario	London, Ont.	FA-'94	92	Washington, Ted	NT
10	Van Pelt, Alex	QB	6-0	220	5/1/70	2	Pittsburgh	Pittsburgh, PA	FA-'94	93	Jeffcoat, Jerold	DT
92	Washington, Ted	NT	6-4	325	4/13/68	7	Louisville	Tampa, FL	FA-'95	94	Pike, Mark	DE
51	White, David	LB	6-2	235	2/27/70	4	Nebraska	New Orleans, LA	FA-'95	95	Paup, Bryce	LB
75	Wiley, Marcellus	DE	6-5	271	11/30/74	R	Columbia	Los Angeles, CA	D2-'97	96	Brandenburg, Dan	LB
64	Williams, Pat	DT	6-3	270	10/24/72	R	Texas A&M	Monroe, LA	FA-'97	97	Brown, Doug	DT
37	Woodson, Sean	S	6-0	214	8/27/74	R	Jackson State	Jackson, MS	D5-'97	98	Moran, Sean	DE
61	Zeigler, Dusty	C/G	6-5	298	9/27/73	1	Notre Dame	Rincon, GA	D6b-'96	99	Northern, Gabe	LB

#### HEAD COACH: MARV LEVY

ASSISTANT COACHES: ELIJAH PITTS, Asst. Head Coach/Running Backs; DAN HENNING, Offensive Coordinator/Quarterbacks; WADE PHILLIPS, Defensive Coordinator; TOM BRESNAHAN, Offensive Line; TED COTTRELL, Linebackers; BRUCE DeHAVEN, Special Teams; CHARLIE JOINER, Wide Receivers; RUSTY JONES, Strength & Conditioning; DON LAWRENCE, Offensive Quality Control/Tight Ends; CHUCK LESTER, Admin. Asst. to Head Coach/Linebackers; DICK ROACH, Defensive Backs; DAN SEKANOVICH, Defensive Line



## DRAFT CHOICE BIOS



### PAT FITZGERALD TIGHT END

Round: 7 (226nd overall)  
Ht: 6-2 Wt: 228  
College: Texas  
Birthdate: 12/4/74  
Birthplace: Van Nuys, CA  
Residence: Agoura, CA

# 48

**COLLEGE/PERSONAL:** Full name—Pat John Fitzgerald...physical player who has exceptional hands...has tremendous strength...holds the Texas career tight ends record for most TD receptions (12), receptions (80) and receiving yards (1,106)...**1996:** named first-team All-American by AP...first-team All-Big 12 by the Dallas Morning News...started all 13 games including the Big 12 Championship game and the Fiesta Bowl...ranked fourth among nation's tight ends with 38 receptions (Texas single-season record) and third with 545 receiving yards (second on UT's single-season chart)...became the UT career leader on the all-time tight ends receiving yardage list when he caught 6 passes for 73 yards against Nebraska...also became Texas' all-time TE receptions leader against the Cornhuskers...winner of the Longhorn Club "Sportsmanship Award" and one of the three recipients of a Texas Career Achievement Award for his UT tight end receiving records...**1995:** played in all 13 games, including the Sugar Bowl...named second-team All-American by The Sporting News and third-team by AP...was named to the first-team GTE/CoSIDA Academic All-American squad...was a member of the Hitachi/CFA Scholar-Athlete and Honda Scholar-Athlete teams...ranked second nationally among tight ends with eight TD catches...was tied for second on the team with 30 receptions for 445 yards...added three catches for 21 yards and a TD in the Sugar Bowl...named AP's SWC Player of the Week for his 3-TD performance against Notre Dame...**1994:** earned second-team All-SWC from the Houston Chronicle...started three games and played in 11, including the Sun Bowl as a red-shirt sophomore...**1993:** redshirted after transferring from Los Angeles Valley Community College...**1992:** played one year and earned all-conference honors as a TE at LA Valley College...was an all-league linebacker at Agoura (CA) High...was on the Athletic Director's Honor Roll in each of his 6 semesters at UT...posted a 4.0 GPA in the spring of '96 to earn a spot on the SWC President's List...majored in marketing.

#### RECEIVING STATS

YEAR	REC	YDS	AVG	LG	TD
1994	12	116	9.7	28t	2
1995	30	445	14.8	70t	8
1996	38	545	14.3	48t	2
<b>TOTALS</b>	<b>80</b>	<b>1,106</b>	<b>13.8</b>	<b>70t</b>	<b>12</b>

#### BOWL STATS

BOWL	REC	YDS	AVG	LG	TD
'94 Sun	6	60	10.0	18	0
'95 Sugar	3	21	7.0	15	1
'97 Fiesta	2	31	15.5	22	0
<b>TOTALS</b>	<b>11</b>	<b>112</b>	<b>10.2</b>	<b>22</b>	<b>1</b>

### EVOLUTION OF BILLS' HELMET

- 1960: silver helmet (blue numbers on side)
- 1961 - 73: white helmet, red standing buffalo
- 1974 - 83: white helmet, blue and red charging buffalo
- 1984 - 86: red helmet, charging buffalo, blue face mask
- 1987 - 97: red helmet, charging buffalo, white face mask



**JAMIE NAILS**  
**OFFENSIVE LINE**

65

Round: 4th (120th overall)  
Ht: 6-6 Wt: 354  
College: Florida A&M  
Birthdate: 6/3/75  
Birthplace: Baxley, GA  
Residence: Baxley, GA

**COLLEGE/PERSONAL:** Full name—Jamie Nails...naturally powerful blocker with a massive frame...has a thick lower body and tremendous raw strength...delivers a punishing initial jolt and is surprisingly nimble when setting up for pass protection...**1996:** first-team All-American selection by The Poor Man's Guide to the NFL Draft, Sheridan Broadcasting Network, AP and Football Gazette...All-Mid Eastern Athletic Conference first-team choice...started all year at left tackle but also saw action on the right side in addition to performing with the defensive line...registered 135 knockdown blocks on the season...also recorded 6 defensive tackles...helped the offense average 434 yards per game...**1995:** All-American first-team pick by Football Gazette...All-MEAC first-team selection...started every game at left tackle, registering 107 knockdown blocks as the team averaged 363.3 yards per game...**1994:** started the final 9 games at LT...also competed at defensive tackle in goal line and short yardage situations...had 78 knockdown blocks on the season and also recorded 3 tackles (2 solo)...**1993:** redshirted as a freshman...lettered as a lineman at Appling County (Baxley, GA) High...majored in criminal justice.

**NAILS' CAREER STATS**

YEAR	GP/GS
1994	11/9
1995	11/11
1996	11/11
<b>TOTALS</b>	<b>33/31</b>



**ANTOWAIN SMITH**  
**RUNNING BACK**

26

Round: 1 (23rd overall)  
Ht: 6-2 Wt: 224  
College: Houston  
Birthdate: 3/14/72  
Birthplace: Montgomery, AL  
Residence: Millbrook, AL

**COLLEGE/PERSONAL:** Full name—Antowain Smith...possesses an excellent blend of size and speed...explosive through the holes and is adept at avoiding low tackles...patient runner who allows blocks to develop...lowers his head and attacks defenders to gain extra yardage...despite only 21 games at Houston, he ranks ninth on the career rushing list with 1,847 yards...**1996:** All-American Dream Team choice by The Poor Man's Guide to the NFL Draft...All-Conference USA first-team and Offensive Player of the Year selection...led the conference and ranked 18th in the country with 1,239 rushing yards on 202 carries and 14 TDs...his 14 rushing TDs established a new Cougar record...caught 28 passes for 201 yards and 1 TD...his 96-yard TD run in win over Pittsburgh was the longest run from scrimmage in school history...scored 36 points on 6 TDs in OT win over Southern Mississippi set a Cougar game record...closed out his career with 19 carries for 119 yards with 1 TD in Liberty Bowl against Syracuse...**1995:** played in 10 games, picking up 608 yards with 5 TDs on 152 carries...began his Cougar career by scoring the team's first TD of the season on a 6-yard run as he finished with 122 yards on 22 carries vs. Florida...**1994:** was a JUCO All-American, all-state and all-Mississippi Junior College Athletic Conference first-team pick as he gained over 1,100 yards on the ground in 1994 at East Mississippi College...was all-district and all-conference running back at Elmore (AL) High...majored in kinesiology.

SMITH, continued

### RUSHING STATS

YEAR	ATT	YDS	AVG	LG	TD
1995	152	608	4.0	65	5
1996	202	1239	6.1	96t	14
<b>TOTAL</b>	<b>354</b>	<b>1847</b>	<b>5.2</b>	<b>96t</b>	<b>19</b>

### RECEIVING STATS

YEAR	REC	YDS	AVG	LG	TD
1995	13	122	9.4	36	0
1996	28	201	7.2	41	1
<b>TOTAL</b>	<b>41</b>	<b>323</b>	<b>7.9</b>	<b>41</b>	<b>1</b>

### BOWL STATS

BOWL	ATT	YDS	AVG	LG	TD
'96 Liberty	19	119	6.3	51	1

ADDITIONAL BOWL STATISTICS: Receiving—5 for 44 yds., 8.8 avg., 1 TD, 21 LG.



## MARCUS SPRIGGS

### OFFENSIVE LINE

# 69

Round: 6th (185th overall)

Ht: 6-3 Wt: 295

College: Houston

Birthdate: 5/17/74

Birthplace: Hattiesburg, MS

Residence: Jackson, MS

**COLLEGE/PERSONAL:** Full name—Thomas Marcus Spriggs...strong offensive lineman who has excellent feet for a big man...dedicated performer who spends considerable amount of time in off-field preparation...blocked for Bills' first-round pick Antowain Smith at the University of Houston...**1996:** named to first-team All-Conference USA...top player on offensive line in which UH averaged a league-leading 410.5 yards per game...switched to left tackle after starting on the right side in 1995...credited with 22 "pancake" blocks on the season...anchored an offensive line which allowed just nine sacks in 356 pass attempts...**1995:** made an instant impact for the offensive line, playing in every game...helped produce over 400 yards of offense and held Florida sackless in the opener in a game in which he had only three days to prepare as he waited for his junior college paper work to clear...allowed only 2 sacks on the season despite facing some of the top defensive ends in the nation...**1994:** earned JC All-American honors...most valuable offensive lineman in the Mississippi Association of Community and Junior Colleges while playing for Hinds Community College...rated the No. 72 JUCO player in the country according to Super Prep...named to the all-state offense...was also named all-region XXIII as a sophomore...selected second-team all-state as a freshman at Hinds...earned 4A all-state honors at Byram (Jackson, MS) High...earned all-metro and all-district honors as a senior in '92...majored in sociology.

### SPRIGGS' CAREER STATS

YEAR	GP/GS
1995	11/10
1996	11/11
<b>TOTALS</b>	<b>22/21</b>

### BOWL STATS

BOWL	GP/GS
'96 Liberty	1/1



## MARCELLUS WILEY

### DEFENSIVE END

# 75

Round: 2nd (52nd overall)  
 Ht: 6-5 Wt: 271  
 College: Columbia  
 Birthdate: 11/30/74  
 Birthplace: Los Angeles, CA  
 Residence: Los Angeles, CA

**COLLEGE/PERSONAL:** Full name—Marcellus Wiley...tall, athletic pass rusher who is a high intensity penetration player with great initial quickness...reacts smartly on screens and has an impressive open field burst...generates fierce inside pressure and shows the spin ability to escape multiple blockers...**1996:** first-team All-American and All-Ivy League choice by The Poor Man's Guide to the NFL Draft...served as defensive co-captain, ranking fourth on the team with 63 tackles...blocked three field goals on the season...registered 6.5 sacks for losses of 36 yards and led the Lions with 17 stops behind the line of scrimmage...also ran for 118 yards and four TDs on 32 carries...earned Ivy League Player of the Week honors for his 8 tackle, 2 sack and 1 blocked field goal performance in a 13-10 win over Yale...**1995:** did not play, taking a leave of absence...**1994:** All-Ivy League first-team selection...recorded 34 tackles with 9 stops behind the line of scrimmage...had one blocked kick...recovered 4 fumbles and caused another...had 41 carries for 197 yards and led the Lions with 7 TDs...second on the team in scoring with 42 points...deflected a pass which he hauled in for a 3-yard interception return, collected 6 tackles with a 14-yard sack, had a pair of stops for losses and recovered a fumble late in the fourth quarter to set up his game-winning 4-yard TD run as the Lions downed Cornell, 38-33, earning Sports Illustrated National Defensive Player of the Week and Ivy League Defensive Player of the Week honors...**1993:** saw action mostly on offense as he gained 421 yards with 6 TDs on 126 carries...added 81 yards on 5 catches...had a career-long 49-yard reception vs. Pennsylvania...rushed 19 times for 75 yards with a score as he recovered a fumble vs. Dartmouth...**1992:** played on the Lions' freshman team...was all-westside, most valuable player, all-conference and all-league selection as a strong safety at Saint Monica (Los Angeles, CA) High...posted 7 sacks with 4 FFs as a senior...also saw action as a tailback for the first time in his career as a senior, responding with 130 carries for 887 yards...was 6-1, 195 pounds as a high school senior...member of Columbia's Black Student Organization...majored in sociology.

#### DEFENSIVE STATS

YEAR	TT	UT	AT	SACKS	QB PR.	INT	PD	FF	FR
1993	0	0	0	0	-	0	0	0	0
1994	34	20	14	5.0	-	1	5	1	4
1995	Did Not Play								
1996	63	38	25	6.5	-	1	8	0	2
<b>TOTALS</b>	<b>97</b>	<b>58</b>	<b>39</b>	<b>11.5</b>	<b>-</b>	<b>2</b>	<b>13</b>	<b>1</b>	<b>6</b>

#### RUSHING STATS

YEAR	ATT	YDS	AVG	LG	TD
1993	126	421	3.3	23	6
1994	41	197	4.8	48	7
1995	Did Not Play				
1996	32	118	3.7	22	5
<b>TOTAL</b>	<b>199</b>	<b>736</b>	<b>3.7</b>	<b>48</b>	<b>18</b>

**ADDITIONAL CAREER STATS:** *Receiving*— 1993: 5 for 81 yards, 16.2 avg., 49 LG.

### DID YOU KNOW?

The name Buffalo is derived from the Native American term for "beautiful river" in reference to the mighty Niagra. French explorers and settlers in the area translated the Indian expression to "beau fleuve" which later was anglicized to "Buffalo".



## SEAN WOODSON DEFENSIVE BACK

# 37

Round: 5th (153rd overall)  
Ht: 6-1 Wt: 214  
College: Jackson State  
Birthdate: 8/27/74  
Birthplace: Jackson, MS  
Residence: Jackson, MS

**COLLEGE/PERSONAL:** Full name—Sean Woodson...intimidating tackler who often makes the big play...has a smooth backpedal and is well in control coming out of it...fights off blocks tough and excels at attacking the ball carriers at the line of scrimmage...possesses superb leaping ability as he fights the receivers for the ball on deep routes...**1996:** All-American first-team selection by the Gridiron Report...consensus All-Southwestern Athletic Conference first-team pick...started 10 games, finishing fifth on the team with 43 tackles...picked off a pass, deflected another and recovered a fumble in a 40-0 shutout over Alabama State...made 8 tackles and intercepted a pair of passes in 16-9 win over Florida A&M...**1995:** All-American first-team selection by The Poor Man's Guide to the NFL Draft...added All-SWAC first-team accolades...started the final 9 games at strong safety...seventh on the team with 52 tackles...made 9 hits vs. Florida A&M and returned an INT 24 yards for a TD while also deflecting a pass in a 47-7 victory over Mississippi Valley State...had an 88-yard INT return for a TD in a 29-28 win over Grambling State...**1994:** manned the strong safety position and recorded 54 tackles...had a season-high 9 tackles vs. South Carolina State...**1993:** played in every game as a free safety and cornerback...recorded 49 tackles with 10 PDs...registered a career-high 14 tackles while batting away 2 passes late in the fourth quarter to preserve a 17-15 victory over Alabama State...**1992:** redshirted as a freshman...standout defensive back at Jim Hill (Jackson, MS) High...his mother spent 6 years in Buffalo and worked at Roosevelt Elementary School in Lackawanna...majored in criminal justice.

### DEFENSIVE STATS

YEAR	TT	UT	AT	SACKS	QB PR.	INT	PD	FF	FR
1993	49	29	20	0	-	0	10	0	0
1994	54	32	22	0	-	0	3	0	1
1995	52	32	20	1	-	4	8	1	0
1996	43	21	22	0	-	7	8	0	3
<b>TOTALS</b>	<b>198</b>	<b>114</b>	<b>84</b>	<b>1</b>	<b>-</b>	<b>11</b>	<b>29</b>	<b>1</b>	<b>4</b>

### NCAA DIV. I-AA PLAYOFF STATS

YEAR	GP/GS	TT	UT	AT	SACKS	QB PR.	INT	PD	FF	FR
1995	1/1	5	3	2	0	-	0	0	0	0

## TEAMS OF THE '90'S

The following is a look at the top 10 teams of the 1990's  
- including postseason records:

Team	Overall	Reg. Season	Post-Season
San Francisco	91-33 (.734)	84-28 (.750)	7-5 (.583)
Dallas	89-38 (.701)	77-35 (.688)	12-3 (.800)
<b>Buffalo</b>	<b>87-42 (.674)</b>	<b>76-36 (.679)</b>	<b>11-6 (.647)</b>
Kansas City	76-45 (.628)	73-39 (.652)	3-6 (.333)
Pittsburgh	73-48 (.603)	69-43 (.616)	4-5 (.444)
Miami	70-49 (.588)	67-45 (.598)	3-4 (.429)
Philadelphia	68-50 (.576)	66-46 (.589)	2-4 (.333)
Green Bay	68-54 (.557)	61-51 (.545)	7-3 (.700)
Oakland	64-53 (.547)	62-50 (.554)	2-3 (.400)
Minnesota	61-55 (.526)	61-51 (.545)	0-4 (.000)

## 1997 ADDITIONAL FREE AGENTS

### 13 JIM BALLARD

QB, 6-3, 223, 1, 4/16/72

Mount Union

Full name—James R. Ballard...led the London Monarchs to the World League Championship in '96...was in Atlanta's camp in '96 but was waived before the season...played the '95 season with the London Monarchs of the World League...originally signed with Miami as an undrafted free agent in '94 but was waived during camp...signed with Cincinnati's Developmental Squad in Oct. '94 and was placed on their active roster on 12/5/94...was waived by the Bengals after the '94 season...3-year starter at Mount Union after transferring from Wilmington (Ohio) College...named All-American as a senior...established NCAA records for average yards per play (9.06), passer rating (193.2) and completion percentage (72.9)...earned first-team All-Ohio Athletic Conference and conference's offensive back of the year honors as a senior...set D-III playoff game record with 8 TD passes on 20 of 28 passing and 325 yards against St. John's (Minn)...named second-team All-American and first-team all-OAC as a junior...named honorable mention All-American and first-team all-OAC as a sophomore...lettered in football, basketball and baseball at Cuyahoga (Ohio) High...named all-conference in all 3...wife's name—Erin.

### 97 DOUG BROWN

DT, 6-7, 280, R, 9/29/74

Simon Fraser

Full name—Doug Brown...has excellent athletic ability for a man of his size...was the 1996 College Football Association's Defensive Player of the Year...a first-round draft choice of the Calgary Stampeders in the 1997 Canadian Football League Draft...named to the '96 NAIA All-American team after recording 55 total tackles and 8.5 QB sacks...was first-team all-conference in '96 and '95...had 36 tackles to go with 6 sacks in '95...had 27 TTs and 2.5 sacks as a sophomore...redshirted in 1993...is one of the top rugby players in Canada.

### 50 TYRELL BUCKNER

LB, 6-0, 252, R, 6/5/75

Alabama

Full name—Terrell Lynn Buckner...played 341 snaps on defense in 1996, his senior season, and recorded 35 TTs with 3 QB pressures...recorded a career-high 8 TTs against Mississippi State...played in all 11 games as a junior and recorded 17 TTs and 2 sacks...played in 11 of Tide's 12 games as a sophomore and had 10 tackles...1 of 9 true freshman to see action and played in 8 games, recorded 5 tackles...was an all-state performer at Denison (Denison, TX) High after registering 86 TTs, 16 sacks...also played tight end and fullback...majored in management.

### 5 MARC COLLINS

P, 6-4, 209, 1, 4/24/74

Eastern Kentucky

Full name—Marc Randall Collins...originally signed as an undrafted free agent by the Seattle Seahawks prior to their 1996 training camp...he was released on 7/23/96...first-team All-Ohio Valley Conference punter and second-team kicker as a junior and senior...second-team choice as a kicker as a sophomore...finished his career with 215 points on 125-of-131 PATs and 30-of-45 FGs...averaged 40.8 yards on 110 punts with 39.1 yard net average...had a single-season best of 80 points in 1994 with 12-of-16 field goals and 44-of-45 PATs...punted 50 times as a senior for a 42.4 average and a 39.9 net...lettered in football, basketball and tennis at Lloyd Memorial (Erlanger, KY) High...born in Covington, KY...majored in public relations.

### 63 BILLY CONATY

C, 6-3, 306, R, 3/8/73

Virginia Tech

Full name—William B. Conaty...a first-team All-American pick by The Sporting News...named first-team All-Big East...set a Virginia Tech all-time record for most starts and consecutive starts with 48...started his 48th career game in Orange Bowl vs. Nebraska...broke both ankles during the course of the 1995-96 school year, but never missed a game...saw action on 98% of Tech's offensive plays...led the team with 65 knockdown blocks in '96...was second-team All-Big East after starting every game as a junior...broke his right ankle in the Virginia game, underwent surgery in November and returned in time to start against Texas in the Sugar Bowl...took nearly 70% of offensive snaps as a sophomore and played every snap in 4 games...started every game at split tackle as a redshirt freshman...was second-team freshman All-American by Football News...redshirted in '92...played center and was long-snapper at Millford (Conn.) Prep...was all-conference, all-parochial south and all-south New Jersey during his senior year at Camden (NJ) Catholic...majored in liberal arts and sciences.

### 18 JIMMY CUNNINGHAM

WR, 5-7, 170, 1, 1/1/73

Howard

Full name—James Douglas Cunningham...originally signed as an undrafted free agent with the Minnesota Vikings in 1994...was waived prior to the season by Vikings...returned 5 punts for TDs in 2 seasons with the Toronto Argonauts (CFL)...led the CFL with 2,638 all-purpose yards in 1996...had an 80-yard punt return for a TD to help lead the Argos to victory in the Grey Cup Championship...caught 109 passes for 1,681 yards in his final 2 seasons at Howard...named honorable mention All-Mid Eastern Athletic Conference choice as a senior...led Howard in receiving as a senior with 51 receptions for 744 yards and 10 TDs...born in Houston, TX...lettered in football and track at Crossland (MD) High.

ADDITIONAL FREE AGENTS, *continued*

## 17 MITCHELL GALLOWAY

WR, 5-8, 178, R, 10/8/74

East Carolina

Full name—Mitchell Galloway...is the all-time ECU leader with 131 career receptions and 1,754 receiving yards...led the team in '96 with 48 receptions...also recorded 554 receiving yards with 2 TDs in '96...was named honorable mention All-Independent in '95...led the team with 46 catches for 619 yards and 3 TDs in '95...led all receivers in Liberty Bowl victory over Stanford with 70 yards receiving on 4 catches...played in 10 games, starting 7 in '94...finished second on the team with 36 receptions for 566 yards...named All-ECAC as a return specialist in '94...tied school record for sophomores at ECU with 3 TD catches against South Carolina in '94...his 97-yard kickoff return as a sophomore vs. Tulsa was the fourth longest in school history...had 1 catch for 15 yards in his 10 games as a redshirt freshman...also returned 12 kickoffs for a 21.8 yard average...was red-shirted in '92...earned letters in football, baseball, track and basketball at Marlboro County (S.C.) High...accounted for 1,879 all-purpose yards as a senior...member of high school's National Honor Society, Beta Club and Math Club...majored in information processing.

## 36 CLIFFORD GREEN

DB, 5-8, 185, R, 4/14/75

Tennessee State

Full name—Clifford Cecil Green...was named first-team All-Ohio Valley Conference as a CB...led the team with 17 PDs and recorded 3 INTs in '96...led the team with 28 punt returns for 204 yards, ranking sixth in the conference...also served as the team's punter with 51 punts for 1,853 yards, including 14 inside the 20-yard line...was the team's eighth leading tackler in '95 with 45 TTs...punted 56 times for 2,050 yards with 14 inside the 20-yard line in '95...recorded 41 TTs with 2 INTs in '94...had 59 punts for 2,106 yards in '94...played in 11 games as a punter as a freshman in '93...he punted 49 times for 1,763 yards...played DB and punter at Southwest DeKalb (Georgia) High...also lettered in basketball at DeKalb...majored in pre-medicine and animal science.

## 66 MARK GUNN

DE/DT, 6-5, 297, 7, 7/24/68

Pittsburgh

Full name—Mark Gunn...played first three games of '96 season with the Philadelphia Eagles before being released...signed on for his second stint with the NY Jets on 9/24/96 and recorded 10 tackles and 2 sacks in 7 games with the Jets...had the best game of his professional career vs. Buffalo (10/20/96) when he recorded 5 tackles and 2 sacks...joined Philadelphia on 3/22/95 after spending the last 5 games of the '94 season with New Orleans...registered 18 TTs (8 UTs) and 0.5 QB sacks in his 12 games with 5 starts with Philly in '95...originally drafted by the NY Jets in the fourth round of the 1991 Draft...played with NY through the first 3 games of the '94 season before he suffered a dislocated elbow and was inactive for the next 6 games...was waived by Jets on 11/8/94 and signed with New Orleans for remainder of season...did not see any game action with New Orleans...had his best statistical season in '92 when he had 53 TTs (29 UTs) and 2 QB sacks in 16 games with 12 starts for Jets...on his career he has played in 70 games with 18 starts, 95 TTs (53 UTs), 1 FR, 2 FF and 5 sacks...as a senior DE at Pitt. he finished third on the team with 4.5 sacks...also had 30 tackles with 1 FF on the season...transferred to Pitt from Mercer (CA) JC...was a 3-time all-city football and basketball star at Glenville High in Cleveland, OH...majored in telecommunications.

## 71 JUAN HAMMONDS

DE, 6-3, 260, 1, 3/5/72

Michigan State

Full name—Juan Decarles Hammonds...led the Bills with 2 sacks in the '96 preseason...was among the final players waived by Buffalo prior to the '96 season...played part of the '96 season with Montreal Alouettes and spent part of the year on Jacksonville's Developmental Squad...spent the '95 season as a member of the Toronto Argonauts (CFL) Developmental Squad...signed by the Tampa Bay Buccaneers as an undrafted free agent in '95...waived by the Buccaneers during their 1995 training camp...received the Downtown Coaches Award as the outstanding senior on defense following his '94 season at MSU...received All-Big 10 HM in '94...served as a team captain his senior season...recorded 57 TTs including 10 TFLs his senior year...was a 1993 honorable mention All-Big 10 as chosen by the coaches and the media...led MSU in TFLs (14/61 yds) and sacks (7/31 yds) in '93...co-winner of the 1993 MSU Outstanding Underclass Lineman Award...1992 MSU Outstanding Underclass Lineman Award after posting 69 TTs his sophomore season...attended Fern Creek (Louisville, KY) High where he earned first-team All-America honors...earned 4 letters in basketball and a pair in track...majored in criminal justice.

# BUFFALO BILLS

ADDITIONAL FREE AGENTS, *continued*

## **3 CARLOS HUERTA** K, 5-7, 185, 2, 6/29/69 **Miami (FL)**

Full name—Carlos Antonio Huerta...originally drafted in the 12th round of the 1992 Draft by San Diego Chargers...was waived prior to season...signed with the Houston Oilers prior to '93 training camp...was waived before season...won the Chicago Bear's kicking job in '96 training camp...was released by Chicago after connecting on 4 of 7 FGA...signed with St. Louis Rams late in '96 season...connected on 4 of 7 FGA for the Rams...was released after the season...spent '94 and '95 seasons in the CFL...connected on 57 of 72 FGs in '95 for Baltimore Stallions...tallied 154 points on 38 of 46 FGs for the Las Vegas Posse (including 8 of 13 50-yarders) and was named the club's Most Outstanding Player...left U of Miami as leading scorer with 406 points and holder of 12 Hurricane records...first-team All-American with 97 points for National Champion Hurricanes as a senior...finished sophomore and junior seasons with 101 points...scored team-record 107 points as a freshman for 1988 National Championship club...four-year soccer star who played just one season of football at Christopher Columbus High in Coral Gables, FL...earned degree in business.

## **25 RENE INGOGLIA** RB, 5-10, 205, R, 5/23/72 **Massachusetts**

Full name—Rene Michael Ingoqlia...set a conference and school record by rushing for 4,624 yards on 905 carries with 55 TDs...was first-team All-American in '95...All-Yankee Conference in '93, '94 and '95...first-team All-New England in '94 and '95...second-team All-American in '94...first-team All-ECAC in '94 and '95...was a finalist for the '94 Walter Payton Award, given annually to the top player in Division I-AA...was Yankee Conference Rookie of the Year in '92...established 10 school and 3 conference records...had 22 career 100+ yard games...had 4 career 200+ games...outrushed the entire opposing team 19 times in career (4 times in '95)...only UMass player to ever average more than 100 yards per game over an entire career (112.8 avg.)...team captain as a junior and senior...became the first UMass player ever to chosen to play in the Hula Bowl when he participated in '96...lettered in football, basketball and baseball at Bishop Kearney (Rochester, NY) High...2-time All-County, All-Times Union, Super 22 and All-Greater Rochester...was MVP of NY State Section V championship game as a senior...majored in exercise science.

## **16 KENDALL JAMES** WR, 6-0, 195, R, 1/4/73 **Carson-Newman**

Full name—Kendall James...had 25 receptions for a team-best 634 yards and 6 TDs as a senior in 1995...had 8 KO returns for 213 yards in '95...was a preseason All-American his junior season...tore his ACL as he was tackled on a kickoff return in the final scrimmage of the fall...he came back in the seventh game of the season...didn't return kickoffs until the playoffs, taking one back 54 yards against North Alabama...was second-team All-SAC at slotback and a first-team Don Hansen's Football Gazette All-American as a kick returner as a sophomore...he set a school record for most kickoff returns in a game (183) and most TDs (2) with scoring returns of 89 and 94 yards against Presbyterian as a sophomore...set a Carson-Newman record for kickoff return yardage in a single season with 634 yards, and a record for averaging 39.6 yards per return...played one year at Fort Scott Community College and led the team in receptions in '92...was All-Dade County QB as a senior at Miami (FL) Senior High...was a high school teammate of Bills' TE Lonnie Johnson...majored in physical education.

## **53 PAUL LACOSTE** LB, 6-1, 225, R, 9/3/74 **Mississippi State**

Full name—Paul Victor Lacoste...played in 43 games, including the '95 Peach Bowl, during his Bulldog career...started 22 games his junior and senior seasons...totaled 263 tackles in his career...was consensus second-team All-Southeastern Conference as a senior...totaled 142 tackles in '96, the most TTs by a State player in 6 years...was named SEC's Defensive Player of the Week following a 19-tackle effort in victory over Alabama...finished fourth on the team with 87 tackles in '95...played in all 12 games, including Peach Bowl, during his sophomore season, making at least one tackle in all but the final 2 games of the season...played in 9 varsity games, primarily on special teams, as a freshman...a two-time member of the SEC Academic Honor Roll...twice named to the GTE/CoSIDA District VI Academic All-America team...named to the SEC's "Good Works" Team, a team comprised of one player from each league school that recognizes superior community service...led Jackson (MS) Prep to Mississippi Academy AAA state runner-up spot...was an all-South AAA selection and played in the Academy all-star game...listed on the Jackson Clarion-Ledger Top 40 recruiting chart...majored in teaching/coaching education.

## **42 DWAYNE PROVO** CB, 5-9, 180, 1, 10/7/70 **St. Mary's (CAN)**

Full name—Dwayne Anthony Provo...originally signed with the New England Patriots in 1995...was waived prior to the season...drafted by Saskatchewan of the CFL in the first round (10th overall) of their 1995 draft...joined Saskatchewan for the final 7 games of the '95 season and saw limited playing time as the extra defensive back...tied for third on the team with 12 special teams tackles in '95...played in 8 games in '96 with Saskatchewan and the remainder of the season with the Montreal Alouettes...played for Saint Mary's in '93 and '94...was named St. Mary's Male Athlete of the Year in '94/'95...track and field MVP in '94/'95...won 1994 AUAA All-Star...played high school football at Cole Harbour (Nova Scotia)...majored in education.

**140 PLAYERS**



ADDITIONAL FREE AGENTS, *continued*

## 19 **JERRY REESE** WR, 5-11, 190, 1, 3/18/73

San Jose State

Full name—Jerry Maurice Reese...played the majority of the last 2 seasons with the San Jose Saber Cats of the Arena Football League...finished '96 season with 61 catches for 792 yards and 13 TDs...began the '95 season with the San Antonio Texans of the CFL...signed with San Jose midway through the season and recorded 21 catches for 298 yards and 4 TDs...was a 4-year letterman at San Jose State...second-team All-Big West after leading San Jose State with 7 TDs as a junior...earned the Spartan's Scholar-Athlete Award for the spring semester in '92...began collegiate career as a 2-way player but settled at WR in his freshman season...lettered in football, basketball and track at Mount Diablo (Concord, CA) High...was selected to Cal-Hi Sports first-team All State as a DB as a senior.

## 64 **PAT WILLIAMS** DT, 6-3, 270, R, 10/24/72

Texas A&M

Full name—Patrick Williams...registered 43 TTs in his senior season at A&M...teamed with All-American Brandon Mitchell to give the Aggies the top-rated defensive line in the nation in '96...started 8 games and appeared in all 11 as a senior...despite starting only the final 6 games of the '95 season, he earned second-team all-conference honors after posting 43 TTs, including 1 sack...named Southwest Conference Defensive Player of the Week after making 11 TTs with 1 sack against Rice...transferred to A&M from Northeast Oklahoma in '94...was a two-time junior college All-American OLB/DE for Navarro (TX) Junior College from 1992-93...in 2 seasons at Navarro, Williams totaled 132 tackles, 24 QB sacks and 27 QB pressures...majored in recreation, parks and tourism sciences.

### BILLS TAKEAWAY/GIVEAWAY DIFFERENTIAL

	TAKEAWAY			GIVEAWAY			Net Differential
	Int.	Fumbles	Total	Int.	Fumbles	Total	
1960	33	16	49	29	15	44	+5
1961	29	15	44	25	17	42	+2
1962	36	14	50	26	12	38	+12
1963	22	13	35	24	16	40	-5
1964	28	15	43	34	18	52	-9
1965	32	14	46	24	25	49	-3
1966	29	9	38	21	15	36	+2
1967	27	10	37	34	13	47	-10
1968	22	13	35	28	14	42	-7
1969	19	18	37	30	21	51	-14
1970	11	15	26	26	26	52	-26
1971	11	11	22	32	16	48	-26
1972	23	8	31	24	15	39	-8
1973	14	19	33	14	13	27	+6
1974	20	11	31	15	14	29	+2
1975	25	20	45	19	15	34	+11
1976	19	23	42	17	26	43	-1
1977	21	12	33	24	20	44	-11
1978	14	16	30	17	17	34	-4
1979	24	17	41	15	19	34	+7
1980	24	20	44	19	22	41	+3
1981	19	17	36	20	18	38	-2
1982	13	8	21	17	9	26	-5
1983	13	18	31	28	12	30	-9
1984	16	21	37	30	14	44	-7
1985	20	15	35	31	21	52	-17
1986	10	8	18	19	20	39	-21
1987	17	14	31	19	24	43	-12
1988	15	17	32	17	16	33	-1
1989	23	13	36	20	21	41	-5
1990	18	17	35	11	10	21	+14
1991	23	14	37	19	16	35	+2
1992	21	17	38	23	12	35	-3
1993	23	24	47	18	17	35	+12
1994	16	12	28	21	13	34	-6
1995	17	11	28	14	12	26	+2
1996	14	14	28	24	13	37	-9

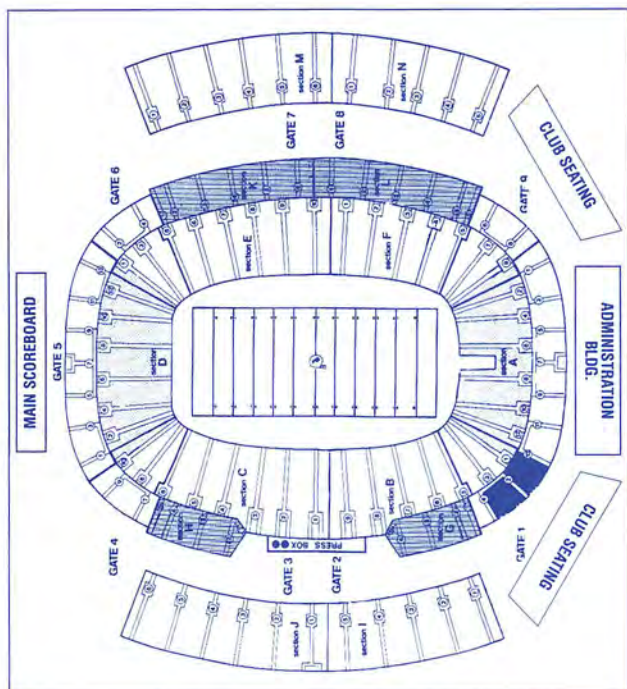
## RICH STADIUM

**CAPACITY:** 80,024  
**LUXURY BOXES:** 88 boxes at club level  
 (14 new suites added in 1994)

Construction Started: 4/4/72	Area Covering: 113 acres
Officially Opened: 8/17/73	Field Level: 50 ft. below ground level
Cost: \$22 million	Upper Deck: 60 ft. above ground level
Surface: AstroTurf 8	Concession Stands: 42 outlets
Crown of Turf: 9 inches	Restrooms: 46 locations
Drainage: Subsurface pipes	Parking Facilities: 12,000 cars, 300 buses & 250 campers
Current Surface Installed: 1991	Stadium Lighting: sideline, 180 ft. candles; mid-field, 300 ft. candles
Cost: \$1.3 million	
1st Game: Redskins 37, Bills 21 (8/17/73); Reg. Season: Bills 9, Jets 7 (9/30/73)	
Largest Crowd: 80,368 vs. Miami, 10/4/92.	

**CLUB SEATS:** 1,000 Seats  
 (500 on each side)

The club seats at the stadium became available for the 1994 season as construction started on February 1, 1994 and was completed in August. The seats offer fans a comfortable atmosphere as each of the two blocks of 500 seats are enclosed in glass. Club seating has its own set of restrooms with a lounge area located behind the seats that includes large screen monitors with a coat check room and, of course, concession stands. Waitress service is also available at each seat.





The Stadium's Red Zone allows fans to view the game in an enclosed environment with special hospitality services. Each end zone section accommodates up to 500 seats.

## **SONY JUMBOTRON VIDEOBOARD**

**Largest Color Videoboard in the United States**

**Construction Started:** 6/15/94

**Cost:** \$5.7 million

**First Game Utilized:** 8/8/94 vs. Washington

**Size:** 31.5 feet by 41.5 feet

**Light Emitting Elements:** 278,784

**Number of Operators:** 11 video technicians

**Capabilities:** full-color instant replay, live action shots, crowd shots, out-of-town highlights, and various in-stadium shots from cameras exclusive to videoboard usage.

## **DAKTRONICS SCOREBOARD**

The black and white Daktronic Scoreboard is a matrix system designed to compliment the SONY JumboTron Videoboard. It is a digit scoreboard system, operated by a series of computers, that enables you to place numbers or letters anywhere within the board. It requires a minimum of 3 computer operators and is capable of displaying such information as down and distance, game score, statistics, out-of-town scores and animations. Six independent boards make up the Daktronic system. The Game-in-Progress board measures 8' x 39' with 17,024 lamps. The Out-of-Town board measures 8' x 22' with 9,856 lamps. Two of the sideline boards measure 4' x 40' with 2,560 lamps per unit. The two additional sideline boards measure 4' x 52' with 3,328 lamps per unit.

### **DRIVING DIRECTIONS TO RICH STADIUM FROM BUFFALO AIRPORT**

Make a right turn out of airport and proceed ahead looking for signs for the New York State Thruway (Route 90)...Get on the Thruway and follow towards Erie until you reach Exit 55 (Orchard Park)...Get off at Exit 55 and follow Route 219 South towards Orchard Park...Exit Milestrip Road West and proceed ahead to first traffic light which will be Abbott Road...Make a left on Abbott Road and follow straight ahead thru traffic light and past the stadium...After passing the stadium, look for One Bills Drive and make a left...Driveway will lead to parking area next to Administration Building, which is behind the stadium.

### **TAXI SERVICE**

Call Airport Taxi (633-8294)...Expect delays due to heavy game day traffic in the area with about a 30-minute wait if you call more than 2 hours post game.

## THE RALPH C. WILSON, JR. FIELDHOUSE



The Ralph C. Wilson, Jr. Field House redefines the state of the art for indoor practice facilities. This is the only facility in the NFL that can accommodate full indoor special teams practice. The Buffalo Bills schedule daily practices during the fall in attentive surroundings when inclement weather outdoors will not permit such an environment. Bills coaches and players are excited about the new field house and the opportunity to practice indoors during the second half of the season when weather conditions have often made it difficult in past years to concentrate on implementing the game plan. Construction of the facility began in March of 1995 and was completed in September of the same year. As one of the finest indoor practice facilities in the National Football League, the building also houses the Buffalo Bills Experience, a fan interactive area patterned after the NFL Experience, prior to each Buffalo home game.

### THE FACTS

*Ground Breaking Ceremony:* April 29, 1995

*Construction Completion Date:* September, 1995

*Dedication:* October 4, 1995

*First Buffalo Bills Experience:* October 8, 1995 (prior to the Jets game).

*Construction Managers:* Ciminelli-Cowper Company

*Designer:* Duchscherer Oberst Design PC

*Height:* 137 feet (12 stories)

*Size:* 95,000 square feet, large enough to duplicate the stadium field, including a 9-inch pitch.

*Playing Field:* AstroTurf 8

*Track:* A 20-foot wide rubberized track runs around the field and is 1/5 of a mile in distance.

*Bills' Photo Gallery:* The Bills Photo Gallery that is located inside the field house is composed of photos of former players from a list comprised of the Buffalo Bills Silver Anniversary Team, Pro Bowl players, the Ralph C. Wilson, Jr. Distinguished Service Award recipients and the Wall of Fame inductees. The photos are 4 foot by 6 foot in size.

*Two Annex Buildings:* The annex buildings to the field house will be utilized for food service, restrooms and meeting rooms.

# BUFFALO BILLS

## 1997 NATIONAL FOOTBALL LEAGUE TV SCHEDULE

All Times Local

### FIRST WEEK Sunday, August 31 (NBC-TV National Weekend)

Arizona at Cincinnati	1:00
Atlanta at Detroit	1:00
Dallas at Pittsburgh	1:00
Indianapolis at Miami	1:00
Jacksonville at Baltimore	4:00
Kansas City at Denver	2:00
Minnesota at Buffalo	1:00
New Orleans at St. Louis	12:00
NY Jets at Seattle	1:00
Oakland at Houston	12:00
Philadelphia at NY Giants	1:00
San Diego at New England	1:00
San Francisco at Tampa Bay	4:00
Washington at Carolina	8:00
<b>Monday, September 1</b>	
Chicago at Green Bay	8:00

### SECOND WEEK Sunday, September 7 (FOX-TV National Weekend)

Buffalo at NY Jets	1:00
Carolina at Atlanta	1:00
Cincinnati at Baltimore	1:00
Denver at Seattle	1:00
Green Bay at Philadelphia	4:00
Houston at Miami	1:00
Minnesota at Chicago	12:00
New England at Indianapolis	12:00
NY Giants at Jacksonville	4:00
San Diego at New Orleans	12:00
San Francisco at St. Louis	12:00
Tampa Bay at Detroit	1:00
Washington at Pittsburgh	1:00
Dallas at Arizona	5:00
<b>Monday, September 8</b>	
Kansas City at Oakland	6:00

### THIRD WEEK Sunday, September 14 (FOX-TV National Weekend)

Arizona at Washington	1:00
Baltimore at NY Giants	1:00
Buffalo at Kansas City	12:00
Carolina at San Diego	1:00
Detroit at Chicago	12:00
Miami at Green Bay	12:00
New Orleans at San Francisco	1:00
Oakland at Atlanta	1:00
St. Louis at Denver	2:00
Seattle at Indianapolis	3:00
Tampa Bay at Minnesota	12:00
NY Jets at New England	8:00
<b>Monday, September 15</b>	
Philadelphia at Dallas	8:00

### FOURTH WEEK Sunday, September 21 (NBC-TV National Weekend)

Atlanta at San Francisco	1:00
Baltimore at Houston	12:00
Chicago at New England	1:00
Cincinnati at Denver	2:00
Detroit at New Orleans	12:00
Indianapolis at Buffalo	4:00
Kansas City at Carolina	1:00
Minnesota at Green Bay	12:00
NY Giants at St. Louis	3:00
Oakland at NY Jets	1:00
San Diego at Seattle	1:00
Miami at Tampa Bay	8:00
<b>Monday, September 22</b>	
Pittsburgh at Jacksonville	9:00

### FIFTH WEEK Sunday, September 28 (FOX-TV National Weekend)

Arizona at Tampa Bay	1:00
Baltimore at San Diego	1:00
Chicago at Dallas	3:00
Denver at Atlanta	1:00
Green Bay at Detroit	1:00
Houston at Pittsburgh	1:00
Jacksonville at Washington	1:00
New Orleans at NY Giants	1:00
NY Jets at Cincinnati	4:00
St. Louis at Oakland	1:00
Seattle at Kansas City	3:00
Philadelphia at Minnesota	7:00
<b>Monday, September 29</b>	
San Francisco at Carolina	9:00

### SIXTH WEEK Sunday, October 5 (NBC-TV National Weekend)

Cincinnati at Jacksonville	1:00
Dallas at NY Giants	1:00
Detroit at Buffalo	1:00
Houston at Seattle	1:00
Kansas City at Miami	1:00
Minnesota at Arizona	1:00
NY Jets at Indianapolis	3:00
Pittsburgh at Baltimore	1:00
San Diego at Oakland	1:00
Tampa Bay at Green Bay	12:00
Washington at Philadelphia	1:00
New Orleans at Chicago	7:00
<b>Monday, October 6</b>	
New England at Denver	7:00

### SEVENTH WEEK Sunday, October 12 (FOX-TV National Weekend)

Atlanta at New Orleans	12:00
Buffalo at New England	1:00
Carolina at Minnesota	3:00
Cincinnati at Houston	12:00
Detroit at Tampa Bay	1:00
Green Bay at Chicago	12:00
Miami at NY Jets	1:00
NY Giants at Arizona	1:00
Philadelphia at Jacksonville	1:00
St. Louis at San Francisco	1:00
Indianapolis at Pittsburgh	8:00
<b>Monday, October 13</b>	
Dallas at Washington	9:00

### EIGHTH WEEK Thursday, October 16 (NBC-TV National Weekend)

San Diego at Kansas City	7:00
<b>Sunday, October 19</b>	
Arizona at Philadelphia	1:00
Carolina at New Orleans	12:00
Denver at Oakland	1:00
Jacksonville at Dallas	12:00
Miami at Baltimore	4:00
New England at NY Jets	1:00
NY Giants at Detroit	4:00
Pittsburgh at Cincinnati	4:00
San Francisco at Atlanta	1:00
Seattle at St. Louis	12:00
Washington at Houston	12:00
<b>Monday, October 20</b>	
Buffalo at Indianapolis	8:00

### NINTH WEEK Sunday, October 26 (NBC-TV National Weekend)

Baltimore at Washington	1:00
Chicago at Miami	4:00
Cincinnati at NY Giants	1:00
Dallas at Philadelphia	1:00
Denver at Buffalo	1:00
Houston at Arizona	2:00
Indianapolis at San Diego	1:00
Jacksonville at Pittsburgh	4:00
Kansas City at St. Louis	12:00
Minnesota at Tampa Bay	1:00
Oakland at Seattle	1:00
San Francisco at New Orleans	12:00
Atlanta at Carolina	8:00
<b>Monday, October 27</b>	
Green Bay at New England	9:00

### TENTH WEEK Sunday, November 2 (FOX-TV National Weekend)

Baltimore at NY Jets	1:00
Dallas at San Francisco	1:00
Jacksonville at Houston	3:00
Miami at Buffalo	1:00
New England at Minnesota	12:00
Oakland at Carolina	1:00
Philadelphia at Arizona	2:00
St. Louis at Atlanta	1:00
San Diego at Cincinnati	1:00
Seattle at Denver	2:00
Tampa Bay at Indianapolis	1:00
Washington at Chicago	12:00
Detroit at Green Bay	7:00
<b>Monday, November 3</b>	
Pittsburgh at Kansas City	8:00

# BUFFALO BILLS

## ELEVENTH WEEK Sunday, November 9 (NBC-TV National Weekend)

Arizona at Dallas	12:00
Carolina at Denver	2:00
Chicago at Minnesota	12:00
Cincinnati at Indianapolis	1:00
Detroit at Washington	1:00
Kansas City at Jacksonville	1:00
New England at Buffalo	4:00
New Orleans at Oakland	1:00
NY Giants at Houston	3:00
NY Jets at Miami	1:00
St. Louis at Green Bay	12:00
Seattle at San Diego	1:00
Tampa Bay at Atlanta	1:00
Baltimore at Pittsburgh	8:00
<b>Monday, November 10</b>	
San Francisco at Philadelphia	9:00

## TWELFTH WEEK Sunday, November 16 (FOX-TV National Weekend)

Arizona at NY Giants	1:00
Atlanta at St. Louis	12:00
Carolina at San Francisco	1:00
Cincinnati at Pittsburgh	1:00
Denver at Kansas City	12:00
Green Bay at Indianapolis	1:00
Houston at Jacksonville	1:00
Minnesota at Detroit	1:00
New England at Tampa Bay	1:00
NY Jets at Chicago	3:00
Philadelphia at Baltimore	1:00
Seattle at New Orleans	12:00
Washington at Dallas	12:00
Oakland at San Diego	5:00
<b>Monday, November 17</b>	
Buffalo at Miami	9:00

## THIRTEENTH WEEK Sunday, November 23 (NBC-TV National Weekend)

Arizona at Baltimore	1:00
Buffalo at Houston	12:00
Carolina at St. Louis	3:00
Dallas at Green Bay	12:00
Indianapolis at Detroit	1:00
Jacksonville at Cincinnati	4:00
Kansas City at Seattle	1:00
Miami at New England	1:00
Minnesota at NY Jets	1:00
New Orleans at Atlanta	1:00
Pittsburgh at Philadelphia	1:00
San Diego at San Francisco	1:00
Tampa Bay at Chicago	12:00
NY Giants at Washington	8:00
<b>Monday, November 24</b>	
Oakland at Denver	7:00

## FOURTEENTH WEEK Thursday, November 27 (NBC-TV National Weekend)

Chicago at Detroit	12:30
Houston at Dallas	3:00
<b>Sunday, November 30</b>	
Atlanta at Seattle	1:00
Baltimore at Jacksonville	1:00
Cincinnati at Philadelphia	1:00
Indianapolis at New England	1:00
Miami at Oakland	1:00
New Orleans at Carolina	1:00
NY Jets at Buffalo	1:00
Pittsburgh at Arizona	2:00
St. Louis at Washington	1:00
San Francisco at Kansas City	12:00
Tampa Bay at NY Giants	4:00
Denver at San Diego	5:00
<b>Monday, December 1</b>	
Green Bay at Minnesota	8:00

## FIFTEENTH WEEK Thursday, December 4 (FOX-TV National Weekend)

Houston at Cincinnati	8:00
<b>Sunday, December 7</b>	
Atlanta at San Diego	1:00
Buffalo at Chicago	12:00
Denver at Pittsburgh	1:00
Green Bay at Tampa Bay	1:00
Indianapolis at NY Jets	4:00
Minnesota at San Francisco	1:00
New England at Jacksonville	1:00
NY Giants at Philadelphia	1:00
Oakland at Kansas City	12:00
St. Louis at New Orleans	12:00
Seattle at Baltimore	1:00
Washington at Arizona	2:00
Detroit at Miami	8:00
<b>Monday, December 8</b>	
Carolina at Dallas	8:00

## SIXTEENTH WEEK Saturday, December 13 (FOX-TV National Weekend)

Pittsburgh at New England	4:00
Washington at NY Giants	12:30
<b>Sunday, December 14</b>	
Arizona at New Orleans	3:00
Dallas at Cincinnati	1:00
Detroit at Minnesota	12:00
Green Bay at Carolina	4:00
Houston at Baltimore	1:00
Jacksonville at Buffalo	1:00
Kansas City at San Diego	1:00
Miami at Indianapolis	1:00
Philadelphia at Atlanta	1:00
Seattle at Oakland	1:00
Tampa Bay at NY Jets	1:00
Chicago at St. Louis	7:00
<b>Monday, December 15</b>	
Denver at San Francisco	6:00

## SEVENTEENTH WEEK Saturday, December 20 (NBC-TV National Weekend)

Buffalo at Green Bay	11:30
St. Louis at Carolina	4:00
<b>Sunday, December 21</b>	
Atlanta at Arizona	2:00
Baltimore at Cincinnati	1:00
Chicago at Tampa Bay	1:00
Indianapolis at Minnesota	12:00
Jacksonville at Oakland	1:00
New Orleans at Kansas City	12:00
NY Giants at Dallas	12:00
NY Jets at Detroit	4:00
Philadelphia at Washington	1:00
Pittsburgh at Houston	12:00
San Diego at Denver	2:00
San Francisco at Seattle	5:00
<b>Monday, December 22</b>	
New England at Miami	9:00



1996  
IN  
REVIEW

## 1996 NFL STANDINGS

### AMERICAN FOOTBALL CONFERENCE

#### EASTERN DIVISION

	W	L	T	Pct.	PF	PA
*New England	11	5	0	.688	418	313
*Buffalo	10	6	0	.625	319	266
*Indianapolis	9	7	0	.563	317	334
Miami	8	8	0	.500	339	325
New York Jets	1	15	0	.063	279	454

#### CENTRAL DIVISION

	W	L	T	Pct.	PF	PA
*Pittsburgh	10	6	0	.625	344	257
*Jacksonville	9	7	0	.563	325	335
Cincinnati	8	8	0	.500	372	369
Houston	8	8	0	.500	345	319
Baltimore	4	12	0	.250	371	441

#### WESTERN DIVISION

	W	L	T	Pct.	PF	PA
*Denver	13	3	0	.813	391	275
Kansas City	9	7	0	.563	297	300
San Diego	8	8	0	.500	310	376
Oakland	7	9	0	.438	340	293
Seattle	7	9	0	.438	317	376

### NATIONAL FOOTBALL CONFERENCE

#### EASTERN DIVISION

	W	L	T	Pct.	PF	PA
*Dallas	10	6	0	.625	286	250
*Philadelphia	10	6	0	.625	363	341
Washington	9	7	0	.563	364	312
Arizona	7	9	0	.438	300	397
N.Y. Giants	6	10	0	.375	242	297

#### CENTRAL DIVISION

	W	L	T	Pct.	PF	PA
*Green Bay	13	3	0	.813	456	210
*Minnesota	9	7	0	.563	298	315
Chicago	7	9	0	.438	283	305
Tampa Bay	6	10	0	.375	221	293
Detroit	5	11	0	.313	302	368

#### WESTERN DIVISION

	W	L	T	Pct.	PF	PA
*Carolina	12	4	0	.750	367	218
*San Francisco	12	4	0	.750	398	257
St. Louis	6	10	0	.375	303	409
Atlanta	3	13	0	.188	309	465
New Orleans	3	13	0	.188	229	339

\* playoff qualifiers

#### 1996 POSTSEASON

##### AFC FIRST ROUND

Jacksonville 30 at Buffalo 27

Pittsburgh 42 vs Indianapolis 14

##### AFC DIVISIONAL PLAYOFF

Jacksonville 30 at Denver 27

New England 28 vs Pittsburgh 3

##### AFC CHAMPIONSHIP GAME

New England 20 vs Jacksonville 6

##### NFC FIRST ROUND

Dallas 40 vs Minnesota 15

San Francisco 14 vs Philadelphia 0

##### NFC DIVISIONAL PLAYOFF

Carolina 26 vs Dallas 17

Green Bay 35 vs San Francisco 14

##### NFC CHAMPIONSHIP GAME

Green Bay 30 vs Carolina 13

#### SUPER BOWL XXXI

Green Bay 35, New England 21

#### AFC-NFC PRO BOWL

AFC 26, NFC 23 (OT)



## 1996 TEAM RANKINGS

### AMERICAN FOOTBALL CONFERENCE

	Offense			Defense		
	Total	Rush	Pass	Total	Rush	Pass
Baltimore	3	9	2	15	13	15
<i>Buffalo</i>	<b>10</b>	7	<b>10</b>	5	8	3
Cincinnati	6	8	6	13	6	14
Denver	1	1	7	2	1	4
Houston	11	6	11	3	2	5
Indianapolis	14	14	9	10	11	10
Jacksonville	2	10	1	6	12	6
Kansas City	13	4	14	8	7	9
Miami	8	11	5	7	5	11
New England	4	13	3	9	4	13
N.Y. Jets	7	12	4	14	15	8
Oakland	5	3	12	4	9	2
Pittsburgh	9	2	15	1	3	1
San Diego	15	15	8	11	10	12
Seattle	12	5	13	12	14	7

### NATIONAL FOOTBALL CONFERENCE

	Offense			Defense		
	Total	Rush	Pass	Total	Rush	Pass
Arizona	6	13	3	12	9	13
Atlanta	7	14	4	15	13	15
Carolina	10	6	11	5	3	8
Chicago	9	7	9	7	6	9
Dallas	11	8	10	2	5	2
Detroit	8	5	8	11	12	11
Green Bay	2	4	2	1	1	1
Minnesota	5	12	6	10	11	6
New Orleans	14	15	12	8	14	3
N.Y. Giants	15	10	15	9	7	10
Philadelphia	1	2	1	3	4	5
St. Louis	12	9	13	13	8	14
San Francisco	3	3	5	4	2	7
Tampa Bay	13	11	14	6	10	4
Washington	4	1	7	14	15	12

### NATIONAL FOOTBALL LEAGUE

	Offense			Defense		
	Total	Rush	Pass	Total	Rush	Pass
Arizona	12T	25	6	21	21	21
Atlanta	16	27	7	29	26	27
Baltimore	3	14	2	30	23	30
<i>Buffalo</i>	<b>17</b>	8	<b>17</b>	9	<b>14</b>	8
Carolina	23	15	22	10	8	12
Chicago	21	16	19	12	11	14
Cincinnati	10	13	12	25	12	29
Dallas	24	18	20	3	10	2
Denver	*1	*1	13	4	*1	10
Detroit	20	12	18	20	25	18
Green Bay	5	11	5	*1	4	*1
Houston	18	6	21	6	2	13
Indianapolis	25	28	16	22	18	23
Jacksonville	2	17	*1	16	19	16
Kansas City	22	4	26	18	13	22
Miami	14	19	11	17	7	24
Minnesota	11	24	9	15	24	9
New England	7	26	3	19	6	28
New Orleans	29	30	25	13	27	3
N.Y. Giants	30	21	30	14	16	15
N.Y. Jets	12T	23	10	27	29	19
Oakland	8	3	23	8	15	7
Philadelphia	4	9	4	5	9	6
Pittsburgh	15	2	27	2	3	5
St. Louis	27	20	28	26	20	26
San Diego	26	29	14	23	17	25
San Francisco	6	10	8	7	5	11
Seattle	19	5	24	24	28	17
Tampa Bay	28	22	29	11	22	4
Washington	9	7	15	28	30	20

T = Tied for position  
 \* = League Leader

# BUFFALO BILLS

## 1996 REGULAR SEASON STATS

### WON 10 LOST 6

Sept. 1	W(OT)	23-20	@NY Giants	74,218
Sept. 8	W	17-10	New England	78,104
Sept. 16	L	6-24	@Pittsburgh	59,002
Sept. 22	W	10-7	Dallas	78,098
Oct. 6	W(OT)	16-13	Indianapolis	79,401
Oct. 13	L	7-21	Miami	79,642
Oct. 20	W	25-22	@NY Jets	49,775
Oct. 27	L	25-28	@New England	58,858
Nov. 3	W	38-13	Washington	78,002
Nov. 10	W	24-17	@Philadelphia	66,613
Nov. 17	W	31-17	Cincinnati	75,549
Nov. 24	W	35-10	NY Jets	60,854
Dec. 1	L(OT)	10-13	@Indianapolis	53,804
Dec. 8	L	18-26	@Seattle	41,373
Dec. 16	L	14-16	@Miami	67,016
Dec. 22	W	20-9	Kansas City	68,671
<b>Total</b>	<b>10-6</b>	<b>319-266</b>		<b>1,139,193</b>

	<u>Buffalo</u>	<u>Opponent</u>
<b>TOTAL FIRST DOWNS</b>	<b>294</b>	<b>283</b>
Rushing	128	94
Passing	149	168
Penalties	17	21
3rd Down: Made/Att	83/238	92/259
3rd Down Pct	34.9	35.5
4th Down: Made/Att	9/14	5/17
4th Down Pct	64.3	29.4
TIME OF POSSESSION (Avg)	28:40	31:20

<b>TOTAL NET YARDS</b>	<b>5119</b>	<b>4737</b>
Avg. Per Game	319.9	296.1

<b>TOTAL PLAYS</b>	<b>1094</b>	<b>1105</b>
Avg. Per Play	4.7	4.3

<b>NET YARDS RUSHING</b>	<b>1901</b>	<b>1669</b>
Avg. Per Game	118.8	104.3
Total Rushes	563	495

<b>NET YARDS PASSING</b>	<b>3218</b>	<b>3068</b>
Avg. Per Game	201.1	191.8
Sacked/Yds. Lost	48/340	48/341
Gross Yards	3558	3409
Att/Comp	483/279	562/292
Comp. Pct.	57.8	52.0
Had Intercepted	24	14
PUNTS/AVG	101/41.5	102/43.2
NET Punting Avg	101/36.5	102/36.7
PENALTIES/YDS	106/831	86/607
FUMBLES/BALL LOST	25/13	23/14

<b>TOUCHDOWNS</b>	<b>35</b>	<b>28</b>
Rushing	14	12
Passing	18	11
Returns	3	5

<b>SCORING BY QUARTERS</b>	<b>1</b>	<b>2</b>	<b>3</b>	<b>4</b>	<b>OT</b>	<b>PTS</b>
<b>BILLS</b>	37	110	77	89	6	319
<b>OPPONENTS</b>	70	63	39	91	3	266

# BUFFALO BILLS

SCORING	TD	RU	PA	RT	PAT	FG	S	PTS
S. Christie	0	0	0	0	33/33	24/29	0	105
T. Thomas	8	8	0	0	0	0	0	48
A. Reed	6	0	6	0	0	0	0	36
D. Holmes	5	4	1	0	0	0	0	32
Q. Early	4	0	4	0	0	0	0	26
E. Moulds	3	0	2	1	0	0	0	18
S. Tasker	3	0	3	0	0	0	0	18
J. Kelly	2	2	0	0	0	0	0	12
C. Brantley	1	0	1	0	0	0	0	6
T. Cline	1	0	1	0	0	0	0	6
G. Northern	1	0	0	1	0	0	0	6
D. White	1	0	0	1	0	0	0	6
<b>BILLS</b>	<b>35</b>	<b>14</b>	<b>18</b>	<b>3</b>	<b>33/33</b>	<b>24/29</b>	<b>0</b>	<b>319</b>
					2-pt. PAT 2/2			
<b>OPPONENTS</b>	<b>28</b>	<b>12</b>	<b>11</b>	<b>5</b>	<b>25/26</b>	<b>23/36</b>	<b>1</b>	<b>266</b>
					2-pt. PAT 1/2			

Passing	Att	Cmp	Yds	Cmp%	Yds/Att	TD	TD%	Int	Int%	Lg	Sck/Lst	Rating
Kelly	379	222	2810	58.6	7.41	14	3.7	19	5.0	67t	37/287	73.2
Collins	99	55	739	55.6	7.46	4	4.0	5	5.1	95t	11/53	71.9
Van Pelt	5	2	9	40.0	1.80	0	0.0	0	0.0	5	0/0	47.9
<b>BILLS</b>	<b>483</b>	<b>279</b>	<b>3558</b>	<b>57.8</b>	<b>7.37</b>	<b>18</b>	<b>3.7</b>	<b>24</b>	<b>5.0</b>	<b>95t</b>	<b>48/340</b>	<b>72.6</b>
<b>OPPONENTS</b>	<b>562</b>	<b>292</b>	<b>3409</b>	<b>52.0</b>	<b>6.07</b>	<b>11</b>	<b>2.0</b>	<b>14</b>	<b>2.5</b>	<b>61</b>	<b>48/341</b>	<b>66.8</b>

RUSHING	No	Yds	Avg	Long	TD
T. Thomas	281	1033	3.7	36	8
D. Holmes	189	571	3.0	37	4
J. Kelly	19	66	3.5	22	2
T. Tindale	14	49	3.5	15	0
E. Moulds	12	44	3.7	11	0
T. Collins	21	43	2.0	10	0
Q. Early	3	39	13.0	29	0
S. Tasker	9	31	3.4	11	0
A. Reed	8	22	2.8	13	0
J. Bratton	4	8	2.0	5	0
A. Van Pelt	3	-5	-1.7	-1	0
<b>BILLS</b>	<b>563</b>	<b>1901</b>	<b>3.4</b>	<b>37</b>	<b>14</b>
<b>OPPONENTS</b>	<b>495</b>	<b>1669</b>	<b>3.4</b>	<b>51</b>	<b>12</b>

RECEIVING	No	Yds	Avg	Long	TD
A. Reed	66	1036	15.7	67t	6
Q. Early	50	798	16.0	95t	4
L. Johnson	46	457	9.9	33	0
T. Thomas	26	254	9.8	69	0
S. Tasker	21	372	17.7	62	3
E. Moulds	20	279	14.0	47	2
T. Cline	19	117	6.2	15	1
D. Holmes	16	102	6.4	20	1
R. Copeland	7	85	12.1	31	0
C. Brantley	5	47	9.4	22t	1
R. Coons	1	12	12.0	12	0
C. Louchiey	1	0	0.0	0	0
T. Tindale	1	-1	-1.0	-1	0
<b>BILLS</b>	<b>279</b>	<b>3558</b>	<b>12.8</b>	<b>95t</b>	<b>18</b>
<b>OPPONENTS</b>	<b>292</b>	<b>3409</b>	<b>11.7</b>	<b>61</b>	<b>11</b>

# BUFFALO BILLS

INTERCEPTIONS	No	Yds	Avg	Long	TD
K. Schulz	4	24	6.0	19	0
M. Martin	2	35	17.5	31	0
M. Stevens	2	0	0.0	0	0
J. Burris	1	28	28.0	28	0
C. Spielman	1	14	14.0	14	0
M. Kerner	1	6	6.0	6	0
M. Perry	1	6	6.0	6	0
R. Jackson	1	0	0.0	0	0
T. Smith	1	0	0.0	0	0
<b>BILLS</b>	<b>14</b>	<b>113</b>	<b>8.1</b>	<b>31</b>	<b>0</b>
<b>OPPONENTS</b>	<b>24</b>	<b>498</b>	<b>20.8</b>	<b>91t</b>	<b>4</b>

PUNTING	No	Yds	Avg	Net	TB	IN-20	Lg	B
C. Mohr	101	4194	41.5	36.5	13	27	80	0
<b>BILLS</b>	<b>101</b>	<b>4194</b>	<b>41.5</b>	<b>36.5</b>	<b>13</b>	<b>27</b>	<b>80</b>	<b>0</b>
<b>OPPONENTS</b>	<b>102</b>	<b>4406</b>	<b>43.2</b>	<b>36.7</b>	<b>12</b>	<b>27</b>	<b>66</b>	<b>1</b>

PUNT RETURNS	Ret	FC	Yds	Avg	Lg	TD
J. Burris	27	7	286	10.6	45	0
R. Copeland	14	7	119	8.5	19	0
S.Tasker	2	1	18	9.0	12	0
<b>BILLS</b>	<b>43</b>	<b>15</b>	<b>423</b>	<b>9.8</b>	<b>45</b>	<b>0</b>
<b>OPPONENTS</b>	<b>40</b>	<b>25</b>	<b>246</b>	<b>6.2</b>	<b>87t</b>	<b>1</b>

KICKOFF RETURNS	No	Yds	Avg	Lg	TD
E. Moulds	52	1205	23.2	97t	1
R. Copeland	6	136	22.7	47	0
<b>BILLS</b>	<b>58</b>	<b>1341</b>	<b>23.1</b>	<b>97t</b>	<b>1</b>
<b>OPPONENTS</b>	<b>65</b>	<b>1255</b>	<b>19.3</b>	<b>32</b>	<b>0</b>

FIELD GOALS	1-19	20-29	30-39	40-49	50+
S. Christie	0/0	5/6	12/14	7/8	0/1
<b>BILLS</b>	<b>0/0</b>	<b>5/6</b>	<b>12/14</b>	<b>7/8</b>	<b>0/1</b>
<b>OPPONENTS</b>	<b>2/2</b>	<b>8/11</b>	<b>6/10</b>	<b>7/12</b>	<b>0/1</b>

Christie:

(28G,39G,34G)(33G,37N)(31G,45G)(32G)(42G,37G,39G)()(48G,32G,36N,47G,23G,33G,47G)(33G)(33G,50N)(38G)(22G)()(24G)(22G)  
(20N)(41G,48N,42G)

OPPONENTS:

(22G,34G)(42G,45N,25N,47B)(30G,37B,24B)(36B)(46N,44G,41G)  
(33N)(43N)(40G,32G,54N)()(23G)(30G)(25G)(33N,41B,25G,49G)  
(27N,41G,38G,22G,30G)(29G,41G,18G)(19G,24G,26G)

**SACKS:** B. SMITH 13.5, HANSEN 8.0, PAUP 6.0, JEFFCOAT 5.0, NORTHERN 5.0, ROGERS 3.5, WASHINGTON 3.5, IRVIN 2.0, KERNER 1.0, WHITE 0.5, **BILLS 48.0, OPPONENTS 48.0**

# BUFFALO BILLS

## 1996 BILLS DEFENSIVE STATS

NAME	TT	UT	AT	SKS	QB				
					PRS	INT	FF	FR	PD
C. Spielman	206	121	85	0.0	4	1	1	2	7
P. Hansen	132	90	42	8.0	16	0	1	2	4
T. Washington	130	105	25	3.5	10	0	0	0	3
B. Smith	120	91	29	13.5	54	0	4	1	1
M. Maddox	110	56	54	0.0	3	0	2	0	4
K. Schulz	102	57	45	0.0	0	4	0	0	16
S. Rogers	88	44	44	3.5	8	0	1	2	2
B. Paup	74	41	33	6.0	13	0	2	0	1
J. Burris	60	44	16	0.0	0	1	1	1	16
T. Smith	54	40	14	0.0	0	1	0	0	15
M. Stevens	49	30	19	0.0	0	2	0	1	8
D. Covington	46	22	24	0.0	2	0	0	0	4
H. Jones	38	21	17	0.0	0	0	0	0	1
M. Martin	36	25	11	0.0	0	2	0	0	6
D. White	35	22	13	0.5	3	0	0	2	1
G. Northern	31	17	14	5.0	4	0	0	0	3
M. Perry	24	14	10	0.0	2	1	0	0	3
K. Irvin	23	17	6	2.0	2	0	0	0	7
J. Jeffcoat	21	13	8	5.0	12	0	0	0	0
M. Kerner	12	10	2	1.0	0	1	0	0	6
S. Price	9	4	5	0.0	2	0	0	0	0
R. Jackson	7	6	1	0.0	0	1	0	0	1
S. Moran	6	5	1	0.0	1	0	0	0	0

## 1996 BILLS SPECIAL TEAMS STATS

NAME	KICKOFFS					PUNTS					FG
	TT	UT	AT	FF	FR	UT	AT	FF	FR	BLK	BLK
M. Pike	32	17	7	0	0	3	5	0	0	0	0
G. Northern	23	11	2	1	0	7	3	0	0	1	0
T. Tindale	23	5	7	0	0	8	3	0	0	0	0
M. Perry	18	9	2	0	0	5	2	0	0	0	0
S. Moran	14	10	4	0	0	0	0	0	0	0	0
D. White	13	7	4	0	0	0	2	0	0	0	0
K. Irvin	11	2	4	0	1	2	3	0	0	0	0
D. Covington	10	5	3	0	0	1	1	0	0	0	0
R. Jackson	10	3	5	0	0	1	1	0	0	0	0
M. Kerner	9	1	4	0	0	3	1	0	0	0	0
E. Albright	8	0	0	0	0	5	3	0	0	0	0
R. Coons	8	3	2	0	0	1	2	0	0	0	0
E. Smedley	5	4	0	0	0	1	0	0	0	0	0
T. Cline	3	0	0	0	0	3	0	0	0	0	0
S. Rogers	3	0	0	0	0	0	3	0	0	0	0
M. Martin	3	3	0	0	0	0	0	0	0	0	0
C. Brantley	2	0	0	0	0	1	1	0	0	0	0
M. Maddox	2	0	0	0	0	0	2	0	0	0	0
S. Price	2	0	1	0	0	0	1	0	0	0	0
C. Mohr	1	0	0	0	0	1	0	0	0	0	0
M. Stevens	1	0	1	0	0	0	0	0	0	0	0
E. Moulds	1	0	1	0	0	0	0	0	0	0	0
B. Smith	0	0	0	0	0	0	0	0	0	0	3
P. Hansen	0	0	0	0	0	0	0	0	0	0	1
T. Washington	0	0	0	0	0	0	0	0	0	0	1

## 1996 GAME-BY-GAME OFFENSIVE STARTERS

### 1996 GAME-BY-GAME OFFENSIVE STARTERS

Date	Opp	WR	LT	LG	C	RG	RT	TE	WR	QB	RB	FB	K
9/1	@NYG	Reed	Fina	Brown	Hull	Ostroski	Parker	Johnson	Early	Kelly	Thomas	Tasker (WR)	Christie
9/8	NE	Reed	Fina	Lacina	Hull	Ostroski	Parker	Johnson	Early	Kelly	Thomas	Moulds (WR)	Christie
9/16	@Pitt	Reed	Fina	Lacina	Hull	Ostroski	Parker	Johnson	Early	Kelly	Thomas	Moulds (WR)	Christie
9/22	DAL	Reed	Fina	Brown	Hull	Ostroski	Louchiey	Johnson	Cline (TE)	Collins	Thomas	Tindale	Christie
10/6	IND	Reed	Fina	Brown	Hull	Ostroski	Parker	Johnson	Early	Collins	Thomas	Cline (TE)	Christie
10/13	MIA	Reed	Fina	Brown	Hull	Ostroski	Parker	Johnson	Cline (TE)	Kelly	Thomas	Tindale	Christie
10/20	@NYJ	Reed	Fina	Brown	Hull	Ostroski	Parker	Johnson	Early	Kelly	Thomas	Moulds (WR)	Christie
10/27	@NE	Reed	Fina	Brown	Hull	Ostroski	Parker	Johnson	Early	Kelly	Thomas	Cline (TE)	Christie
11/3	WASH	Reed	Fina	Brown	Hull	Ostroski	Parker	Johnson	Early	Kelly	Thomas	Cline (TE)	Christie
11/10	@Phil	Reed	Fina	Brown	Hull	Ostroski	Louchiey	Johnson	Cline (TE)	Kelly	Thomas	Tindale	Christie
11/17	CIN	Reed	Fina	Brown	Hull	Ostroski	Louchiey	Johnson	Early	Kelly	Thomas	Tasker (WR)	Christie
11/24	NYJ	Reed	Louchiey	Brown	Hull	Ostroski	Parker	Moulds (WR)	Early	Kelly	Thomas	Tasker (WR)	Christie
12/1	@Ind	Reed	Fina	Brown	Hull	Ostroski	Parker	Johnson	Early	Collins	Holmes	Cline (TE)	Christie
12/8	@Sea	Reed	Fina	Brown	Hull	Ostroski	Parker	Johnson	Early	Kelly	Thomas	Moulds (WR)	Christie
12/16	@Mia	Reed	Fina	Brown	Hull	Ostroski	Parker	Johnson	Early	Kelly	Thomas	Tasker (WR)	Christie
12/22	KC	Reed	Fina	Brown	Hull	Ostroski	Parker	Johnson	Early	Kelly	Thomas	Tasker (WR)	Christie
*12/28	JAX	Reed	Fina	Brown	Hull	Ostroski	Parker	Johnson	Early	Kelly	Thomas	Tasker (WR)	Christie

## 1996 GAME-BY-GAME DEFENSIVE STARTERS

### 1996 GAME-BY-GAME DEFENSIVE STARTERS

Date	Opp	LDE	NT	RDE	LOLB	LILB	RILB	ROLB	LCB	RCB	SS	FS	P
9/1	@ NYG	Hansen	Washington	B. Smith	Paup	Spielman	Maddox	Rogers	Burris	T. Smith	Jones	Schulz	Mohr
9/8	NE	Hansen	Washington	B. Smith	Paup	Spielman	Maddox	Rogers	Burris	T. Smith	Jones	Schulz	Mohr
9/16	@ Pitt	Hansen	Washington	B. Smith	Paup	Spielman	Maddox	Rogers	Irvin	T. Smith	Jones	Schulz	Mohr
9/22	DAL	Hansen	Washington	B. Smith	Paup	Spielman	Maddox	Rogers	Burris	T. Smith	Jones	Schulz	Mohr
10/6	IND	Hansen	Washington	B. Smith	Paup	Spielman	Maddox	Rogers	Burris	T. Smith	Jones	Schulz	Mohr
10/13	MIA	Hansen	Washington	B. Smith	Paup	Spielman	Maddox	Northern	Burris	T. Smith	Jones	Martin	Mohr
10/20	@ NYJ	Hansen	Washington	B. Smith	Paup	Spielman	Maddox	Northern	Burris	T. Smith	Stevens	Schulz	Mohr
10/27	@ NE	Hansen	Washington	B. Smith	Paup	Spielman	Maddox	Rogers	Burris	T. Smith	Stevens	Schulz	Mohr
11/3	WASH	Hansen	Washington	B. Smith	Paup	Spielman	Maddox	Rogers	Burris	T. Smith	Stevens	Schulz	Mohr
11/10	@ Phil	Hansen	Washington	B. Smith	Paup	Spielman	Maddox	Rogers	Burris	T. Smith	Stevens	Schulz	Mohr
11/17	CIN	Hansen	Washington	B. Smith	White	Spielman	Maddox	Rogers	Burris	T. Smith	Stevens	Schulz	Mohr
11/24	NYJ	Hansen	Washington	B. Smith	White	Spielman	Maddox	Rogers	Burris	T. Smith	Stevens	Schulz	Mohr
12/1	@ Ind	Hansen	Washington	B. Smith	White	Spielman	Maddox	Rogers	Burris	T. Smith	Stevens	Schulz	Mohr
12/8	@ Sea	Hansen	Washington	B. Smith	White	Spielman	Maddox	Rogers	Burris	T. Smith	Stevens	Schulz	Mohr
12/16	@ Mia	Hansen	Washington	B. Smith	Paup	Spielman	Covington	Rogers	Burris	T. Smith	Stevens	Schulz	Mohr
12/22	KC	Hansen	Washington	B. Smith	White	Spielman	Covington	Rogers	Burris	T. Smith	Stevens	Schulz	Mohr
*12/28	JAX	Hansen	Washington	B. Smith	Paup	Spielman	Covington	Rogers	Burris	T. Smith	Stevens	Schulz	Mohr

## PLAYERS OF THE WEEK/MONTH TOTALS

1984

AFC PLAYER/WEEK

Week 12: Greg Bell

1985

AFC PLAYER/WEEK

Week 7: Greg Bell

Week 8: James Lofton

1986

AFC PLAYER/WEEK

Week 13: Charles Romes

1987

AFC PLAYER/WEEK

Week 2: Jim Kelly

Week 7: Jim Kelly

1988

AFC PLAYER/WEEK

Week 4: Mark Kelso

Week 6: Cornelius Bennett

Week 9: Cornelius Bennett

Week 12: Fred Smerlas

AFC PLAYER/MONTH

October: Cornelius Bennett

1989

AFC PLAYER/WEEK

Week 1: Jim Kelly

Week 3: Jim Kelly

AFC PLAYER/MONTH

September: Jim Kelly

1990

AFC PLAYER/WEEK

Week 3: Thurman Thomas

Week 4: Cornelius Bennett

Week 5: Cornelius Bennett

Week 7: Andre Reed

Week 13: Bruce Smith

Week 14: Bruce Smith

Week 16: Darryl Talley

AFC PLAYER/MONTH

December: Bruce Smith

1991

AFC PLAYER/WEEK

Week 1: Thurman Thomas

Week 2: Jim Kelly

Week 3: Thurman Thomas

Week 4: Cornelius Bennett

Week 5: Nate Odomes

Week 8: James Lofton

Week 15: Jim Kelly

AFC PLAYER/MONTH

September: Jim Kelly

Thurman Thomas

November: Thurman Thomas

1992

AFC PLAYER/WEEK

Week 2: Jim Kelly

Week 4: Jim Kelly

Week 10: Thurman Thomas

Week 15: Thurman Thomas

Week 16: Jeff Wright

AFC PLAYER/MONTH

September: Jim Kelly

1993

AFC PLAYER/WEEK

Week 2: Steve Tasker

Week 8: Bruce Smith

Week 16: Nate Odomes

Week 17: Steve Christie

AFC PLAYER/MONTH

October: Bruce Smith

1994

AFC PLAYER/WEEK

Week 2: Chris Mohr

Week 3: Steve Christie

Week 4: Cornelius Bennett

AFC PLAYER/MONTH

September: Bruce Smith

Steve Christie

1995

AFC PLAYER/WEEK

Week 3: Bryce Paup

Week 7: Bryce Paup

Week 15: Jim Kelly

AFC PLAYER/MONTH

November: Bryce Paup

1996

AFC PLAYER/WEEK

Week 4: Manny Martin

Week 8: Steve Christie

Week 10: Darick Holmes

Week 11: Bruce Smith

Week 13: Kurt Schulz

Week 17: Jim Kelly

AFC PLAYER/MONTH

September: Bruce Smith

November: Bruce Smith

AFC ROOKIE/MONTH

November: Gabe Northern

*Total Players of the Week: 47*

*Total Players of the Month: 13*

*Total Rookies of the Month: 1*



## PLAYERS OF THE WEEK/MONTH TOTALS

<u>AFC EAST</u>	<u>Off.</u>	<u>Def.</u>	<u>Spec. Teams</u>	<u>Player/Week Totals</u>	<u>Player/Month</u>
<i>Buffalo</i>	21	21	5	47	13
Miami	21	9	2	32	5
Indianapolis	11	13	6	30	3
New England	9	11	5	25	3
N.Y. Jets	12	9	3	24	4

### AFC CENTRAL

Houston	19	16	3	38	8
Cincinnati	19	11	3	33	3
Pittsburgh	7	18	4	29	5
Cleveland	12	7	2	21	6
Jacksonville	1	1	2	4	1
Baltimore	3	1	0	4	0

### AFC WEST

Kansas City	12	24	4	40	11
Seattle	11	18	5	34	5
San Diego	13	15	5	33	8
Denver	21	11	1	33	6
Oakland	12	14	2	28	6

### NFC EAST

Dallas	20	13	6	39	7
Washington	20	16	2	38	7
Philadelphia	10	24	2	36	7
N.Y. Giants	6	16	5	27	4
Arizona	12	10	2	24	2

### NFC CENTRAL

Minnesota	11	21	1	33	8
Chicago	7	21	2	30	4
Green Bay	15	8	6	29	6
Detroit	14	6	3	23	5
Tampa Bay	8	7	3	18	2

### NFC WEST

San Francisco	31	17	3	51	10
St. Louis	19	12	5	36	7
New Orleans	11	17	5	33	5
Atlanta	12	9	5	26	7
Carolina	2	2	2	6	3

*Note:* Number in AFC and NFC are not equal due to Co-Players of the Week.  
Player of the Week Totals does not include Players of the Month.

## RALPH C. WILSON, JR. DISTINGUISHED SERVICE AWARD

Listed below are the winners of the Ralph C. Wilson, Jr. Distinguished Service Award, given annually to a former Buffalo Bills' player for his outstanding service to the team.

YEAR	POS.	PLAYER	YEARS WITH BILLS
1986	DE	Ben Williams	10 (1976-85)
1987	G	Joe DeLamielleure	8 (1973-79, '85)
1988	S	Steve Freeman	12 (1975-86)
1989	WR	Jerry Butler	9 (1979-87)
1990	G	Tim Vogler	10 (1979-88)
1991	QB	Joe Ferguson	12 (1973-84)
1992	OT	Ken Jones	11 (1976-86)
1993	CB	Booker Edgersen	8 (1962-69)
1994	CB	George Byrd	7 (1964-70)
1995	CB	Tony Greene	9 (1971-79)
1996	WR	Frank Lewis	6 (1978-83)
1997	RB	Roland Hooks	7 (1976-82)

## 1996 GAME SUMMARIES

WEEK 1

### BILLS 23, GIANTS 20 (OT)

SEPTEMBER 1, 1996 - GIANTS STADIUM - (74,218)

Buffalo fought back from a 17-0 second quarter deficit to win the season opener at the NY Giants, 23-20, in overtime. The win improved the Bills record to 11-3 in overtime games. After falling back, 17-0, the Bills got on the board with a Thurman Thomas one-yard burst into the end zone for his 75th career score. The TD capped off a seven-play, 60-yard drive. The Giants answered in the third quarter with a 34-yard FG to make the score 20-7. Buffalo responded with a 10-play, 70-yard drive that culminated in a 28-yard Steve Christie FG to make the score 20-10. On the ensuing possession the Bills' defense, which held NY to 231 yards of total offense for the game and 79 yards in the second half, forced the Giants to punt after three plays. Buffalo started their next possession at their own 28-yard line and on the third play of the drive Jim Kelly hit Andre Reed, who out-ran the Giants secondary, on a 60-yard scoring strike. It was the 60th time a touchdown was the result of a Kelly-to-Reed pass. The score remained 20-17 until midway through the fourth quarter when Christie connected on his second of three FGs, this one from 39 yards out, to close out the scoring in regulation. After winning the coin toss, the Bills were able to get to their own 46-yard line before having to punt. On the Giants' ensuing possession, the defense, which allowed only 13 points in the game, came through once again. With NY driving at their own 41-yard line on first-and-10, Bruce Smith, who moved into third place on the all-time sack list with his two sacks on the game, shot through the line and hit Dave Brown, forcing a fumble which Chris Spielman, who led the team with 17 total tackles, recovered at the Giants' 33. Six plays later, Christie connected on a 34-yard FG, his eighth game-winner with the Bills.

GIANTS	3	14	3	0	0	20
BILLS	0	7	10	3	3	23

#### SCORING

Team	Qtr.	Clock	Scoring Play	Drive	Score
GIANTS	1	8:27	DALUIISO 22 YD. FG	(10-42,4:49)	0 - 3
GIANTS	2	10:14	TOOMER 87 YD. PUNT RETURN (DALUIISO, KICK)		0 - 10
GIANTS	2	7:27	WAY 37 YD. PASS FROM D. BROWN (DALUIISO, KICK)	(4-57,1:50)	0 - 17
BILLS	2	3:14	THOMAS 1 YD. RUN (CHRISTIE, KICK)	(9-60,4:13)	7 - 17
GIANTS	3	9:49	DALUIISO 34 YD. FG	(4-31,1:11)	7 - 20
BILLS	3	6:30	CHRISTIE 28 YD. FG	(10-70,3:19)	10 - 20
BILLS	3	4:45	REED 60 YD. PASS FROM KELLY (CHRISTIE, KICK)	(3-72,1:05)	17 - 20
BILLS	4	7:14	CHRISTIE 39 YD. FG	(13-54,5:00)	20 - 20
BILLS	OT	4:52	CHRISTIE 34 YD. FG	(7-17,3:49)	23 - 20

#### TEAM STATISTICS

	GIANTS	BILLS
First Downs	12	25
Rushes-Yards	31-93	43-153
Net Passing Yards	138	257
Passing (A-C-I)	27-11-0	41-24-1
Sacked by Opponent	5-31	7-56
Punts-Average	10-39.7	9-42.8
Fumbles-Lost	1-1	5-1
Penalties	5-30	5-34
Time of Possession	29:38	40:30
Weather: Cloudy, windy and 77 degrees		

#### INDIVIDUAL STATISTICS

RUSHING:	BILLS: Thomas 32-97; Holmes 7-31; Reed 1-14; Moulds 1-11; Tasker 2-1 GIANTS: Hampton 18-50; Brown 4-26; Wheatley 5-9; Way 2-4; Calloway 1-2; Elias 1-2
PASSING:	BILLS: Kelly 24-41-313 1 TD, 1 INT GIANTS: Brown 11-27-169 1 TD, 0 TD
RECEIVING:	BILLS: Cline 6-41; Johnson 6-37; Reed 5-138; Early 3-67; Thomas 2-19; Tasker 1-9; Moulds 1-2 GIANTS: Way 4-78; Lewis 3-45; Cross 1-19; Dawsey 1-13; Elias 1-7; Pierce 1-7

#### GAME NOTES

- Was Andre Reed's 34th 100-yard receiving game of his career.
- Jim Kelly and Andre Reed connected on their 60th TD as a pass and catch tandem.
- Bruce Smith's two sacks increased his career total to 128.5, the third highest total in NFL history.
- Thurman Thomas moved into 9th place on the NFL's all-time combined yards from scrimmage list. His 116 combined yards from scrimmage gave him 13,467 for his career, moving past O.J. Simpson and John Riggs.

# BUFFALO BILLS

**WEEK 2**

## **BILLS 17, PATRIOTS 10**

SEPTEMBER 8, 1996 - RICH STADIUM (78,104)

The Bills got off to their first 2-0 start since 1993 with a 17-10 victory over their division rivals, the New England Patriots. With the score deadlocked 3-3 after one quarter, Buffalo jumped out to a 10-7 lead when Thurman Thomas went up the middle for a four-yard TD early in the second quarter. The scoring drive was set-up by Ken Irvin's fumble recovery on kickoff coverage at the Patriots' 15-yard line. The Bills took their 10-3 lead into the third quarter when the Patriots' Drew Bledsoe hit Terry Glenn on a 37-yard pass to tie the score. The score remained tied at 10 until Jim Kelly hit Quinn Early on a 63-yard scoring pass across the middle. The play, which was Early's first score in a Bills' uniform, was Kelly's second scoring pass in as many weeks of over 60 yards. With the Buffalo lead at 17-10, the result would be in the defense's hands. New England, trailing by seven, started their drive at their own 22-yard line with just over five minutes to play but were stalled on fourth-and-six from the Bills' 38 when Bledsoe was sacked by Bruce Smith, who recorded his third sack of the game. Smith, who earlier in the game went over 100 sacks against the AFC for his career, became the third player in NFL history to record 130 sacks. The Patriots got the ball one last time on their own 20-yard line with 1:41 to play. They were able to drive down to the Bills' two-yard line where, with four seconds to go, Phil Hansen stuffed Dave Meggett on a run up the middle to secure the Buffalo victory as time expired. The win was the 140th victory for Head Coach Marv Levy, who earlier in the day became the 11th member of the Buffalo Bills Wall of Fame.

BILLS	3	7	0	7	17
PATRIOTS	3	0	7	0	10

### SCORING

Team	Qtr.	Clock	Scoring Play	Drive	Score
PATRIOTS	1	7:52	VINATIERI 42 YD. FG	(12-32, 6:12)	0 - 3
BILLS	1	0:48	CHRISTIE 33 YD. FG	(7-49, 3:20)	3 - 3
BILLS	2	13:04	THOMAS 4 YD. TD RUN (CHRISTIE KICK)	(5-15, 2:36)	3 - 10
PATRIOTS	3	3:53	GLENN 37 YD. TD PASS FROM BLEDSOE (VINATIERI KICK)	(4-58, 1:48)	10 - 10
BILLS	4	5:21	EARLY 63 YD. TD PASS FROM KELLY (CHRISTIE KICK)	(6-62, 2:56)	10 - 17

### TEAM STATISTICS

	BILLS	PATRIOTS
First Downs	15	23
Rushes-Yards	35-77	31-114
Net Passing Yards	154	179
Passing (A-C-I)	27-14-3	47-21-0
Sacked by Opponent	2-19	4-31
Punts-Average	7-42.3	4-45.5
Fumbles-Lost	0-0	4-2
Penalties	10-109	4-57
Time of Possession	28:07	31:53
Weather: Overcast, rain and fog; winds gusting to 35 mph; temp. 66 degrees		

### INDIVIDUAL STATISTICS

RUSHING:	BILLS: Holmes 15-49, Thomas 15-22, Moulds 4-7, Kelly 1-1 PATRIOTS: Martin 28-90, Meggett 4-17, Gash 3-7
PASSING:	BILLS: Kelly 14-27-173 1 TD, 3 INTS PATRIOTS: Bledsoe 21-46-210 1 TD, 0 INT
RECEIVING:	BILLS: Early 6-119, Johnson 3-21, Holmes 2-7, Copeland 1-14, Moulds 1-6, Thomas 1-6 PATRIOTS: Glenn 6-76, Meggett 4-35, Martin 4-20, Coates 3-31, Gash 2-26, Graham 1-11, Moore 1-11

### GAME NOTES

- Head Coach Marv Levy was inducted into the Bills Wall of Fame.
- Today's victory was the 140th in Levy's NFL career, and moved him into a tie for 11th place in league history.
- Bruce Smith had three sacks and raised his career total to 131.5. He now has eight games with at least three sacks.
- Quinn Early scored a 63-yard TD, his first as a Buffalo Bill.
- Jim Kelly became only the 14th person in NFL history to throw for over 33,000 yards in a career.
- His 225 career TD passes place Jim Kelly 13th all-time in NFL history.

## WEEK 3

### STEELERS 24, BILLS 6

SEPTEMBER 16, 1996 - THREE RIVERS STADIUM - (\$9,002)

The Bills lost their first game of the 1996 season, 24-6, to the Pittsburgh Steelers on a rainy Monday Night in front of a sold out Three Rivers Stadium. Buffalo converted a Sam Rogers fumble recovery at mid-field on Pittsburgh's opening drive into a 3-0 lead on Steve Christie's 31-yard FG. Pittsburgh responded with an eight-play, 75 yard drive to go up, 7-3 after a Jerome Bettis one-yard TD run. The Steelers went up 10-3 on a Norm Johnson FG after Jerry Olsavsky had the first of four Steeler INTs on the night. Pittsburgh added to their lead on the first play after the two-minute warning when Bettis burst through the middle for a 43-yard TD run, his second score of the game. The Steelers closed out their scoring for the game when Carnell Lake returned an INT 47 yards for the score with no time left in the first half. The only scoring in the second half by either team was a 45-yard Christie FG early in the third quarter to provide the final score, 24-6. With just over eight minutes to play in the game, the Steelers lined up for a 24-yard FG to put the game seemingly out of reach but Bruce Smith shot through the line to record the Bills' second blocked FG of the game. Phil Hansen blocked a 37-yard attempt in the third quarter. Overshadowed in the loss was the fact that, with his 31 yards receiving for the game, Andre Reed became the 12th player in the history of the NFL to record 10,000 receiving yards for a career.

STEELERS	7	17	0	0	24
BILLS	3	0	3	0	6

#### SCORING

Team	Qtr.	Clock	Time	Scoring Play	Drive	Score
BILLS	1	7:31		CHRISTIE 31 YD. FG	(8-28, 2:39)	3 - 0
STEELERS	1	3:55		BETTIS 1 YD. TD RUN (JOHNSON, KICK)	(8-75, 3:36)	3 - 7
STEELERS	2	8:35		JOHNSON 30 YD. FG	(7-12, 3:46)	3 - 10
STEELERS	2	1:48		BETTIS 43 YD. TD RUN (JOHNSON, KICK)	(8-96, 4:12)	3 - 17
STEELERS	2	0:00		LAKE 47 YD. INT RETURN (JOHNSON, KICK)		3 - 24
BILLS	3	10:09		CHRISTIE 45 YD. FG	(15-33, 4:51)	6 - 24

#### TEAM STATISTICS

	BILLS	STEELERS
First Downs	11	22
Rushes-Yards	23-86	49-222
Net Passing Yards	99	160
Passing (A-C-I)	31-15-4	21-14-0
Sacked by Opponent	2-17	0-0
Punts-Average	4-41.5	3-26
Fumbles-Lost	0-0	2-1
Penalties	7-56	3-15
Time of Possession	21:02	38:58
Weather: Cloudy with a chance of showers, temp. 61 degrees		

#### INDIVIDUAL STATISTICS

RUSHING:	BILLS: Thomas 16-68, Holmes 5-15, Tindale 1-3, Moulds 1-0 STEELERS: Bettis 20-133, Pegram 17-84, Witman 4-14, Stewart 4--5, Tomczak 3--4, Lester 1-0
PASSING:	BILLS: Kelly 15-31-116 0 TD, 4 INTs STEELERS: Tomczak 12-19-150 0 TD, 0 INT; Stewart 2-2-10 0 TD, 0 INT
RECEIVING:	BILLS: Reed 5-31, Early 3-41, Johnson 2-13, Moulds 1-11, Holmes 1-6, Thomas 1-6, Copeland 1-5, Cline 1-3 STEELERS: Hastings 4-27, Stewart 3-65, Bettis 3-32, Johnson 2-17, Pegram 1-12, Hayes 1-7

#### GAME NOTES

- Andre Reed's 31 yards receiving on the night pushed his career total to 10,017, making him the 12th player in NFL history to amass 10,000 or more yards receiving.
- Jim Kelly, with 4499 career passing attempts, moved into 15th place on the NFL all-time pass attempts list, passing Roman Gabriel (4498), John Brodie (4491) and Ken Anderson (4475).
- Thurman Thomas moved within 84 yards of reaching 10,000 career rushing yards.

## WEEK 4

### BILLS 10, COWBOYS 7

SEPTEMBER 22, 1996 - RICH STADIUM - (78,098)

The Bills got off to their fourth consecutive 3-1 start with a 10-7 victory at home over the defending Super Bowl champion Dallas Cowboys. After stopping Dallas on the game's opening drive, Buffalo took their first possession 78 yards on 17 plays resulting in a Thurman Thomas two-yard TD run. The scoring drive covered 10:40 and was capped off by Thomas' 57th career rushing TD, which tied the Bills' career rushing TD record with OJ Simpson. Early in the second quarter Darick Holmes burst off the left tackle for a season-long 37-yard run before being taken down at the Dallas five-yard line. The drive stalled on the next play when Tim Tindale took a handoff up the middle and lost control of the ball at the goal line. The ball went through the back of the end zone and Dallas took over possession at their 20-yard line. With under two minutes to play in the first half, Dallas marched 50 yards setting up a 36-yard field goal attempt. Bruce Smith shot through the middle of the line and blocked his second field goal in as many weeks. Manny Martin ended Dallas' opening drive of the third quarter with his first career INT, returning it 31 yards to the Cowboys' nine-yard line. After Steve Christie extended Buffalo's lead to 10-0 with a 32-yard FG, Martin intercepted his second Troy Aikman pass, this time at the Bills' 31. Buffalo was unable to convert the INT into any points and punted after three plays. Dallas then drove 66 yards on a 10-play drive that was capped by Emmitt Smith's two-yard TD run with 5:53 to play. The Bills' defense continued to control the line of scrimmage and Thomas Smith sealed the Buffalo victory when he intercepted a pass at the Bills' 39 with 1:50 remaining in the game.

BILLS	7	0	3	0	10
COWBOYS	0	0	0	7	7

### SCORING

Team	Qtr.	Clock	Scoring Play	Drive	Score
BILLS	1	10:40	THOMAS 2 YD. RUN (CHRISTIE, KICK)	(12:25, 1:45)	7-0
BILLS	3	1:13	CHRISTIE 32 YD. FG	(9:00, 7:47)	10-0
COWBOYS	4	4:38	SMITH 2 YD. RUN (BONIOL, KICK)	(10:31, 5:53)	10-7

### TEAM STATISTICS

	BILLS	COWBOYS
First Downs	14	12
Rushes-Yards	43-135	18-32
Net Passing Yards	89	160
Passing (A-C-I)	22-13-1	34-16-3
Sacked by Opponent	2-7	1-4
Punts-Average	6-43.5	6-46.2
Fumbles-Lost	1	1
Penalties	4-37	8-39
Time of Possession	37:28	22:32
Weather: Cloudy, temp. 61 degrees, windy, showers during game		

### INDIVIDUAL STATISTICS

RUSHING:	<b>BILLS:</b> Thomas 22-51, Holmes 8-48, Collins 5-20, Tindale 4-14, Early 1-7, Van Pelt 3- -5
	<b>COWBOYS:</b> Smith 15-25, Aikman 1-5, Walker 1-3, Johnston 1- -1
PASSING:	<b>BILLS:</b> Collins 11-17-87 0 TD, 1 INT; Van Pelt 2-5-9 0 TD, 0 INT
	<b>COWBOYS:</b> Aikman 16-33-164 0 TD, 3 INTs; Williams 0-1-0 0 TD, 0 INT
RECEIVING:	<b>BILLS:</b> Reed 5-36, Johnson 4-50, Cline 2-11, Louchiey 1-0, Tindale 1--1
	<b>COWBOYS:</b> Bjornson 6-48, Johnston 4-25, Martin 3-38, Walker 1-24, Sanders 1-20, Smith 1-9

### GAME NOTES

- Thurman Thomas tied the Buffalo Bills' career rushing TD record with his 57th rushing TD.
- Marv Levy moved into 11th place on the all-time coaching victories list with 141 career wins, passing Joe Gibbs (140).
- Bruce Smith blocked a FG for the second consecutive week, giving him 2.5 blocks for his career.
- Todd Collins made his second career start for an injured Jim Kelly.

## WEEK 5

### OPEN DATE

## WEEK 6

### BILLS 16, COLTS 13 (OT)

OCTOBER 6, 1996 - RICH STADIUM - (79,401)

The Bills moved into first place in the AFC East after handing the Indianapolis Colts their first loss of the 1996 season, 16-13, in overtime in Buffalo. The Bills, playing without an injured Jim Kelly for the second consecutive week, won their NFL-record 11th consecutive game decided by seven points or less. Led by QB Todd Collins, who finished the game 23 of 44 for 309 yards and one TD, the Bills' offense racked up 422 total yards while the defense held Indianapolis to under 300 yards on the game. Defensively, the Bills recorded six sacks, including two by Bryce Paup and two by Gabe Northern. Buffalo jumped out to a 7-0 lead in the second quarter when Collins hit Andre Reed on a 30-yard scoring toss, the first TD pass of his career. Buffalo upped the lead to 10-0 when Steve Christie connected on a 42-yard field goal in the third quarter. The field goal was set up by a 69-yard gain on a screen pass to Thurman Thomas, who earlier in the day became the 11th player in history to rush for 10,000 yards in his career. Indianapolis got on the board for the first time when Cary Blanchard connected on a 44-yard FG in the third quarter. The Colts then tied the game at 10 when they capped off an 11-play, 81-yard drive with a one-yard Marshall Faulk TD run. The drive was more costly to the Bills than the seven points because on the seventh play of the drive Henry Jones suffered a fracture in his left leg while making a tackle on Faulk. Indy continued the scoring when they took the lead with another Blanchard FG, this one from 41 yards out with just over eight minutes to play in the game. The Bills offense stalled until their final drive of regulation when Collins took the offense 58 yards in 11 plays to set up Christie's game-tying FG with 15 seconds remaining in regulation. On their second possession of the overtime Collins took the offense 26 yards to put the Bills in position for Christie's 39-yard game winning field goal.

BILLS	0	7	3	3	3	16
COLTS	0	0	3	10	0	13

### SCORING

Team	Qtr.	Clock	Scoring Play	Drive	Score
BILLS	2	9:42	REED 30 YD. PASS FROM COLLINS (CHRISTIE, KICK)	(10-80, 5:01)	0 - 7
BILLS	3	9:59	CHRISTIE 42 YD. FIELD GOAL	(5-58, 1:05)	0 - 10
COLTS	3	7:16	BLANCHARD 44 YD. FIELD GOAL	(8-46, 2:43)	3 - 10
COLTS	4	14:57	FAULK 1 YD. RUN (BLANCHARD, KICK)	(11-81, 5:11)	10 - 10
COLTS	4	8:25	BLANCHARD 41 YD. FIELD GOAL	(6-16, 2:39)	13 - 10
BILLS	4	0:15	CHRISTIE 37 YD. FIELD GOAL	(11-58, 1:36)	13 - 13
BILLS	5	5:38	CHRISTIE 39 YD. FIELD GOAL	(9-26, 4:24)	13 - 16

### TEAM STATISTICS

	BILLS	COLTS
First Downs	20	16
Rushes-Yards	34-113	30-86
Net Passing Yards	299	163
Passing (A-C-I)	44-23-0	42-17-0
Sacked by Opponent	3-10	6-40
Punts-Average	11-40.4	12-45.9
Fumbles-Lost	1-1	0-0
Penalties	13-95	3-20
Time of Possession	34:50	34:32

Weather: Mostly sunny, temperatures in the low 60's.

### INDIVIDUAL STATISTICS

RUSHING:	BILLS: Thomas 18-69, Holmes 10-31, Collins 3-12, Moulds 1-1, Tindale 2-0 COLTS: Faulk 20-55, Crockett 3-13, Groce 4-10, Harbaugh 3-8
PASSING:	BILLS: Collins 23-44-309 1 TD, 0 INT COLTS: Harbaugh 17-42-203 0 TD, 0 INT
RECEIVING:	BILLS: Thomas 8-111, Early 5-84, Moulds 4-46, Reed 4-58, Johnson 2-20 COLTS: Harrison 5-88, Faulk 4-8, Dilger 3-53, Bailey 2-34, Crockett 2-4, Dawkins 1-16

### GAME NOTES

- Thurman Thomas became the 11th player in NFL history to rush for more than 10,000 yards in a career.
- The Bills established a new NFL record by winning their 11th consecutive game decided by seven points or less.
- Time of game (3:57) was the longest played by the Bills since 12/2/90 contest vs. Philadelphia (4:08).
- QB Todd Collins was 23 of 44 for 309 yards and 1 TD in third NFL start.
- Buffalo's defense registered six sacks (B. Paup 2.0, G. Northern 2.0, B. Smith 1.0, T. Washington 0.5, P. Hansen 0.5)

## WEEK 7

### DOLPHINS 21, BILLS 7

OCTOBER 13, 1996 - RICH STADIUM - (79,642)

The Bills dropped their first AFC East game of the season when they lost, 21-7, to the Miami Dolphins at home. The 4-2 Bills fell behind, 7-0, when RB Karim Abdul-Jabbar capped off an 11-play, 74-yard drive with a three-yard TD run in the second quarter. The Dolphins extended their lead to 14-0 when Irving Spikes scored on a one-yard plunge into the end zone. The score was set up by a 61-yard pass from QB Craig Erickson to WR Randal Hill down the sideline to the Bills' 10-yard line. Buffalo responded with a six-play, 73-yard drive which resulted in a 19-yard TD run by Thurman Thomas to make the score 14-7. Thomas' score, the 58th rushing TD of his career, made him the Bills all-time leader in rushing TDs. Buffalo continued to fight and moved down to the Miami two-yard line with under two minutes to play when QB Jim Kelly, in his first game back after missing two games with a hamstring injury, hit Andre Reed on a 49-yard reception down the sideline. On first-and-goal from the two the Bills were penalized for intentional grounding when Kelly threw the ball out of the back of the end zone. The Bills stalled on their next two plays bringing up fourth-and-goal from the Dolphins' 10-yard line. Kelly's fourth down pass was intercepted at the goal line by Terrell Buckley, who tipped the ball before finally gaining possession at the Buffalo nine-yard line and went 91 yards the other way for the score, providing the final margin of victory for the Dolphins. The Bills defense kept the game close the whole way as they held Miami to 239 yards of offense. Bruce Smith recorded his seventh sack of the season, pushing his career total to 133.5, moving him past Lawrence Taylor into sole possession of second place all-time.

BILLS	0	0	7	0	7
DOLPHINS	0	7	7	7	21

### SCORING

Team	Qtr.	Time	Scoring Play	Drive	Score
DOLPHINS	2	10:00	ABDUL-JABBAR 3 YD. RUN (NEDNEY, KICK)	(11-74, 5:49)	7 - 0
DOLPHINS	3	4:14	SPIKES 1 YD. RUN (NEDNEY, KICK)	(4-71, 1:50)	14 - 0
BILLS	3	0:48	THOMAS 19 YD. RUN (CHRISTIE, KICK)	(6-73, 3:26)	14 - 7
DOLPHINS	4	0:47	BUCKLEY 91 YD. INT RETURN (NEDNEY, KICK)		21 - 7

### TEAM STATISTICS

	BILLS	DOLPHINS
First Downs	17	15
Rushes-Yards	25-105	32-63
Net Passing Yards	191	176
Passing (A-C-I)	32-21-3	29-14-0
Sacked by Opponent	7-56	3-16
Punts-Average	7-47.1	8-47.9
Fumbles-Lost	1-1	1-0
Penalties	8-48	4-20
Time of Possession	29:09	30:51
Weather: Mostly sunny, 64 degrees, winds 20-30 mph		

### INDIVIDUAL STATISTICS

<b>RUSHING:</b>	<b>BILLS:</b> Thomas 16-85, Holmes 8-17, Early 1-3 <b>DOLPHINS:</b> Abdul-Jabbar 25-37, Pritchett 1-16, Spikes 3-6, Kidd 1-3, Erickson 1-1, McDuffie 1-0
<b>PASSING:</b>	<b>BILLS:</b> Kelly 21-32-247 0 TDs 3 INTs <b>DOLPHINS:</b> Erickson 14-29-192 0 TDs 0 INTs
<b>RECEIVING:</b>	<b>BILLS:</b> Reed 10-134, Early 3-52, Holmes 2-23, Moulds 2-17, Johnson 2-14, Copeland 1-4, Thomas 1-3 <b>DOLPHINS:</b> Hill 4-94, Abdul-Jabbar 3-30, Drayton 3-27, McDuffie 2-26, McPhail 2-15

### GAME NOTES

- Thurman Thomas became the Buffalo Bills' all-time leader in rushing touchdowns with his third quarter 19-yard TD run, the 58th rushing TD in his career.
- Bruce Smith moved into sole possession of second place on the all-time leading sacks list with his seventh sack of the season, moving his career total to 133.5.
- Andre Reed's 134-yard receiving performance was the 30th 100-yard regular season game of his career.

## WEEK 8

### BILLS 25, JETS 22

OCTOBER 20, 1996 - THE MEADOWLANDS - (49,775)

The Bills bounced back from their first division loss of the year with a gritty 25-22 victory at the NY Jets, marking the 12th consecutive win for Buffalo in games decided by seven points or less. The Jets opened the scoring when former Bills' QB Frank Reich found Keyshawn Johnson in the end zone for a 16-yard TD in the first quarter. Steve Christie, who established a new career-best and team record with six field goals on the day, added two in the first half to make the score 7-6 at halftime. On Buffalo's first possession of the second half, Thurman Thomas, who finished the game with 97 yards rushing, ran for nine yards up the middle to pass OJ Simpson as the all-time leading rusher in Buffalo Bills history. The run helped set up Christie's third three-pointer of the game to put the Bills ahead, 9-7. The Jets reclaimed the lead two possessions later when Keyshawn Johnson wrestled a 9-yard pass away from the Buffalo defense, making the score 15-9. Buffalo responded with another Christie FG to make the score 15-12. Following a Jets fumble at their own five, Darick Holmes gave the Bills a 19-15 lead with his first TD of the year, a one-yard run over the right side. Jeff Burris stopped the Jets next drive with his first INT of the season, which he returned 28 yards to the NY 47. With 3:02 remaining, Christie connected from 33 yards, extending the lead to 22-15. The Jets responded with an 80-yard drive that knotted the score when Wayne Chrebet came up with a 21-yard catch in traffic in the end zone. With 1:37 left in regulation, Buffalo marched 51 yards to the Jets' 29, where Christie kicked a 47-yard FG, to give Buffalo the 25-22 victory. The comeback marked the 23rd time Jim Kelly has brought the Bills from behind in the fourth quarter.

JETS	7	0	8	7	22
BILLS	3	3	3	16	25

### SCORING

Team	Qtr.	Clock	Scoring Play	Drive	Score
JETS	1	5:21	JOHNSON 16 YD PASS FROM REICH (LOWERY, KICK)	(11-74, 5:58)	0 - 7
BILLS	1	1:40	CHRISTIE 48 YD FIELD GOAL	(9-30, 3:41)	3 - 7
BILLS	2	5:13	CHRISTIE 32 YD FIELD GOAL	(9-53, 4:12)	6 - 7
BILLS	3	10:08	CHRISTIE 47 YD FIELD GOAL	(8-31, 3:18)	9 - 7
JETS	3	2:35	JOHNSON 9 YD PASS FROM REICH (BRADY-REICH PASS)	(1-9, 0:04)	9 - 15
BILLS	4	10:10	CHRISTIE 23 YD FIELD GOAL	(13-64, 7:25)	12 - 15
BILLS	4	7:58	HOLMES 1 YD RUN (CHRISTIE, KICK)	(3 - 5, 1:11)	19 - 15
BILLS	4	3:02	CHRISTIE 33 YD FIELD GOAL	(9 - 32, 3:47)	22 - 15
JETS	4	1:43	CHREBET 21 YD PASS FROM REICH (LOWERY, KICK)	(9 - 80, 1:19)	22 - 22
BILLS	4	0:10	CHRISTIE 47 YD FIELD GOAL	(9 - 51, 1:33)	25 - 22

### TEAM STATISTICS

	JETS	BILLS
First Downs	19	23
Rushes-Yards	22-64	43-138
Net Passing Yards	253	195
Passing (A-C-I)	36-21-2	36-19-0
Sacked by Opponent	0-0	3-26
Punts-Average	3-42	3-34.3
Fumbles-Lost	3-3	1-1
Penalties	3-20	5-40
Time of Possession	23:36	36:24

Weather: Overcast, temperature 57 degrees

### INDIVIDUAL STATISTICS

<b>RUSHING:</b>	<b>BILLS:</b> Thomas 24-97, Kelly 3-27, Tindale 3-9, Holmes 10-7, Moulds 1-5, Reed 2-7
	<b>JETS:</b> Murrell 13-49, Anderson 6-16, Reich 3--1
<b>PASSING:</b>	<b>BILLS:</b> Kelly 19-36-221 0 TDs, 0 INTs
	<b>JETS:</b> Reich 21-36-253 3 TDs, 2 INTs
<b>RECEIVING:</b>	<b>BILLS:</b> Johnson 6-90, Early 3-34, Reed 3-26, Moulds 2-31, Thomas 2-17, Cline 2-11, Coons 1-12
	<b>JETS:</b> Johnson 8-94, Chrebet 6-73, Anderson 3-55, Baxter 1-12, Brady 1-12, Davis 1-6, Murrell 1-1

### GAME NOTES

- With his 97 yards rushing, Thurman Thomas became the Bills all-time rushing leader, surpassing OJ Simpson's mark of 10,183 yards.
- Steve Christie's six field goals established a new career and team high, topping his previous best of five field goals in a single game.
- The Bills extended their NFL record of consecutive victories in games decided by seven points or less to 12.
- With his nine tackles, Chris Spielman led the team for the fifth time this season.



## WEEK 9

### PATRIOTS 28, BILLS 25

OCTOBER 27, 1996 - FOXBORO STADIUM - (58,858)

Buffalo fell to 5-3 on the season with a tough-fought 28-25 defeat at New England. Despite strong individual offensive performances from Thurman Thomas and Andre Reed, the Bills were unable to outscore the Patriots. For Thomas, who moved into 10th place on the NFL's all-time rushing list with his 119 yards on the ground, the game marked only the fourth time in 50 occasions where he has reached the century mark that the team has failed to win. After facing a 13-0 halftime deficit, the Bills got on the board for the first time in the third quarter when Steve Christie connected on a 33-yard field goal to make the score 13-3. Buffalo added another score in the quarter when Jim Kelly hit Darick Holmes out of the backfield for a six-yard TD. After forcing New England to three downs-and-out on their next possession Buffalo took over at their own one-yard line. On second down, the Bills' veteran QB was back to pass in his own end zone when a NE defender wrapped him up. Kelly got rid of the ball but was flagged for intentional grounding, resulting in a safety which pushed the Patriots' lead to 15-10. The Bills never relented and took their first lead of the game midway through the final quarter when Thurman Thomas plunged one-yard into the end zone on fourth down. Buffalo converted on the two-point conversion to go up, 18-15. On their second possession after the Bills took the lead, Drew Bledsoe led the Pats on an eight-play, 84-yard drive that took 1:22 and resulted in a New England TD with 1:29 to play. The extra point attempt was no good, leaving the Bills down by three with 1:20 to play. After driving to the NE 49, Kelly's first-down pass was intercepted by Willie McGinest, who returned it 46 yards for the score. Buffalo refused to quit, trailing by 10, as Kelly hit Andre Reed on a 48-yard TD pass with 24 seconds remaining to cut the deficit to three. New England recovered the ensuing onside kick and preserved their victory.

PATRIOTS	7	6	2	13	28
BILLS	0	0	10	15	25

### SCORING

Team	Qtr.	Clock	Scoring Play	Drive	Score
PATRIOTS	1	1:17	MARTIN 4 YD PASS FROM BLEDSOE (VINATIERI, KICK)	(5-80, 2:43)	0 - 7
PATRIOTS	2	9:59	VINATIERI 40 YD FIELD GOAL	(9-54, 4:35)	0 - 10
PATRIOTS	2	0:00	VINATIERI 32 YD FIELD GOAL	(15-63, 5:04)	0 - 13
BILLS	3	8:20	CHRISTIE 33 YD FIELD GOAL	(11-23, 4:42)	3 - 13
BILLS	3	3:51	HOLMES 6 YD PASS FROM KELLY (CHRISTIE, KICK)	(8-80, 3:13)	10 - 13
PATRIOTS	3	1:52	SAFETY; INTENTIONAL GROUNDING IN END ZONE BY KELLY		10 - 15
BILLS	4	8:50	THOMAS 1 YD RUN (HOLMES, RUN)	(14-72, 5:22)	18 - 15
PATRIOTS	4	1:25	MARTIN 10 YD RUN (NO GOOD, WL)	(8-84, 1:22)	18 - 21
PATRIOTS	4	0:41	MCGINEST 46 YD INT RETURN (VINATIERI, KICK)		18 - 28
BILLS	4	0:24	REED 48 YD PASS FROM KELLY (CHRISTIE, KICK)	(1:48, 0:17)	25 - 28

### TEAM STATISTICS

	BILLS	PATRIOTS
First Downs	18	23
Rushes/Yards	32-141	28-59
Net Passing Yards	196	358
Passing (A-C-I)	32-15-1	45-32-0
Sacked by Opponent	1-8	2-15
Punts/Average	7-43.7	4-50.3
Fumbles/Lost	0-0	1-1
Penalties	9-67	9-63
Time of Possession	26:53	33:07

Weather: Cloudy, cool; temperature 59 degrees

### INDIVIDUAL STATISTICS

<b>RUSHING:</b>	<b>BILLS:</b> Thomas 26-119, Kelly 1-12, Holmes 3-6, Tindale 1-4, Tasker 1-0 <b>PATRIOTS:</b> Martin 21-54, Meggett 4-6, Bledsoe 3- -1
<b>PASSING:</b>	<b>BILLS:</b> Kelly 15-32-204 2 TD, 1 INT <b>PATRIOTS:</b> Bledsoe 32-45-373 1 TD, 0 INT
<b>RECEIVING:</b>	<b>BILLS:</b> Johnson 6-47, Reed 4-121, Early 3-32, Holmes 1-6, Cline 1- -2 <b>PATRIOTS:</b> Byars 7-52, Martin 5-21, Jefferson 4-95, Glenn 4-65, Coates 4-40, Gash 4-31, Brown 3-43, Meggett 1-26

### GAME NOTES

- With his 119 yards rushing Thurman Thomas surpassed Ottis Anderson to move into 10th place on the NFL all-time rushing list.
- Jim Kelly and Andre Reed hooked up for their 62nd TD leaving them just one behind Johnny Unitas and Raymond Berry for third place on the all-time QB-Receiver TD combination list.
- With his 12 tackles, Chris Spielman led the team for the sixth time this season.

## WEEK 10

### BILLS 38, WASHINGTON 13

NOVEMBER 3, 1996 - RICH STADIUM - (78,002)

With their largest offensive output of the season, the Bills defeated the Washington Redskins, 38-13, to maintain their first place tie in the AFC East. After falling behind 7-0 in the first quarter, the Bills exploded for 17 points in the second quarter behind the strong running of Thurman Thomas and Darick Holmes. Thomas' 10-yard TD run in the first quarter made him the fourth player in NFL history to rush for 60 TDs and receive on 20 TDs. Steve Christie then connected on a 33-yard field goal, his 18th on the year, to capitalize on a Redskins' fumble and give the Bills a 10-7 lead early in the second quarter. Darick Holmes followed with his first TD of the game as he plunged over the left side from three yards out, closing the first half scoring at 17-7. The Bills' defense continued to apply pressure in the third quarter when Bryce Paup sacked Gus Frerotte and forced his second fumble of the game, which Sam Rogers recovered at mid-field. Buffalo converted when Holmes punched it in from five yards out to extend the lead to 24-7. On the Bills' next possession, Jim Kelly, who finished 19-23 for 206 yards, caught the Redskins by surprise when he powered in from the four yard line to cap off the 11-play, 97-yard drive. It was Kelly's first rushing TD since Thanksgiving Day in 1994 at Detroit. After Terry Allen's second TD of the game, a one-yard dive early in the fourth quarter, Holmes answered with his career-high third TD of the game, this one from 13 yards, to provide the final margin of victory. For the first time since 11/22/92 vs. Atlanta, the Bills had two 100-yard rushers in the same game as Thurman Thomas finished with 107 yards on 23 carries and Darick Holmes finished with 122 yards on 22 carries. Jim Kelly's 206 yards helped make him only the 11th player to ever pass for more than 34,000 yards in a career.

BILLS	0	17	14	7	38
REDSKINS	7	0	0	6	13

### SCORING

Team	Qtr.	Clock	Scoring Play	Drive	Score
REDSKINS	1	7:51	ALLEN 1 YD RUN (BLANTON, KICK)	(7-80, 2:51)	7 - 0
BILLS	2	11:36	THOMAS 10 YD RUN (CHRISTIE, KICK)	(7-86, 3:05)	7 - 7
BILLS	2	7:31	CHRISTIE 33 YD FIELD GOAL	(8-20, 3:22)	7 - 10
BILLS	2	2:36	HOLMES 3 YD RUN (CHRISTIE, KICK)	(10-58, 3:46)	7 - 17
BILLS	3	8:40	HOLMES 5 YD RUN (CHRISTIE, KICK)	(9-50, 4:06)	7 - 24
BILLS	3	1:08	KELLY 1 YD RUN (CHRISTIE, KICK)	(11-97, 4:33)	7 - 31
REDSKINS	4	12:35	ALLEN 1 YD RUN (TWO-PT. ATTEMPT FAILED)	(8-63, 3:33)	13 - 31
BILLS	4	8:22	HOLMES 13 YD RUN (CHRISTIE, KICK)	(10-74, 4:13)	13 - 38

### TEAM STATISTICS

	BILLS	REDSKINS
First Downs	31	16
Rushes/Yards	56-266	24-75
Net Passing Yards	210	159
Passing (A-C-I)	24-20-0	28-13-0
Sacked by Opponent	1-2	1-12
Punts/Average	4-37.8	7-42.4
Fumbles/Lost	3-2	1-0
Penalties	4-68	9-56
Time of Possession	36:11	23:49
Weather: Cloudy, temperature in the 40s, winds 10-25 mph		

### INDIVIDUAL STATISTICS

RUSHING:	BILLS: Thomas 23-107, Holmes 22-122, Kelly 5-20, Tindale 1-15, Tasker 1-11, Collins 3--4
	REDSKINS: Allen 15-49, Davis 5-22, Mitchell 2-3, Logan 1-1, Frerotte 1-0
PASSING:	BILLS: Kelly 19-23-206 0 TD, 0 INT; Collins 1-1-6 0 TD, 0 INT
	REDSKINS: Frerotte 13-28-171 0 TD, 0 INT
RECEIVING:	BILLS: Reed 5-94, Early 3-31, Tasker 3-16, Thomas 3-1, Moulds 2-24, Johnson 2-21, Holmes 1-19, Cline 1-6
	REDSKINS: Allen 3-14, Ellard 2-31, Shepherd 2-30, Asher 2-17, Westbrook 1-27, Galbraith 1-21, Logan 1-21, Mitchell 1-10

### GAME NOTES

- Buffalo had two 100-yard rushers in the same game (T. Thomas 107 yds, D. Holmes 122 yds) for the first time since 11/22/92 vs. Atlanta (T. Thomas 103 yds, K. Davis 181 yds).
- Thurman Thomas became only the fourth player in history, joining Marcus Allen, Jim Brown and Lenny Moore, to score 60 or more TDs rushing and 20 or more TDs receiving in a career.
- Jim Kelly became the 11th player in history to pass for more than 34,000 yds in a career.

## WEEK 11

### BILLS 24, EAGLES 17

NOVEMBER 10, 1996 - VETERANS STADIUM - (66,613)

The Bills completed their sweep of the NFC East for the season with a hard-fought 24-17 victory at first-place Philadelphia. After falling behind 7-0 following the Eagles' opening scoring drive Buffalo evened the score when Gabe Northern shot through the line of scrimmage and blocked an Eagles' first quarter punt, returning it 18 yards for his first NFL score. It was the first punt block returned for a touchdown by Buffalo since Steve Tasker blocked a punt against the Raiders on 10/7/90 and JD Williams returned it 38 yards for the score. Earlier in the quarter Jim Jeffcoat became only the 13th player in NFL history to record 100 career sacks when he got to Ty Detmer on the third down prior to the punt. Thurman Thomas' second quarter TD run from five yards out finished a 16-play, 64-yard drive that capitalized on Marlon Kerner's first career INT. Steve Christie's 38-yard field goal with 40 seconds remaining in the second quarter closed the first half scoring at 17-10. Both offenses were held in check in the second half until Jim Kelly connected with Quinn Early late in the third quarter from five yards out to extend Buffalo's lead to 24-10. In the fourth quarter, Philadelphia rebounded with Ty Detmer's 10-yard scoring pass to Irving Fryar to cut the lead to 24-17. With eight minutes to play in the game, trailing by seven, the Eagles took over possession at their own 10-yard line. The ensuing drive covered 73 yards in 7:30 to set up a fourth and goal from the Bills three-yard line with 32 seconds to play. Bruce Smith, who had two sacks in the game, burst through the line to sack Detmer to secure the Bills victory and keep them in possession of first place.

EAGLES	10	0	0	7	17
BILLS	7	10	7	0	24

### SCORING

Team	Qtr.	Clock	Scoring Play	Drive	Score
EAGLES	1	10:22	TURNER 23 YD PASS FROM DETMER (ANDERSON, KICK)	(7-74, 3:17)	0 - 7
BILLS	1	8:31	NORTHERN 18 YD BLOCKED PUNT RETURN (CHRISTIE, KICK)		7 - 7
EAGLES	1	1:20	ANDERSON 23 YD FIELD GOAL	(15-70, 7:11)	7 - 10
BILLS	2	2:23	THOMAS 5 YD RUN (CHRISTIE, KICK)	(16-64, 7:32)	14 - 10
BILLS	2	0:36	CHRISTIE 38 YD FIELD GOAL	(8-43, 1:06)	17 - 10
BILLS	3	1:16	EARLY 5 YD PASS FROM KELLY (CHRISTIE, KICK)	(15-74, 6:44)	24 - 10
EAGLES	4	10:27	FRYAR 10 YD PASS FROM DETMER (ANDERSON, KICK)	(9-67, 5:49)	24 - 17

### TEAM STATISTICS

	EAGLES	BILLS
First Downs	25	18
Rushes-Yards	29-111	37-140
Net Passing Yards	274	112
Passing (A-C-I)	44-26-1	22-11-1
Sacked by Opponent	5-41	0-0
Punts-Average	4-24.3	3-46.3
Fumbles-Lost	1-0	1-1
Penalties	5-40	6-40
Time of Possession	36:14	23:46

Weather: Variable cloudiness, chance of showers/flurries; temp. 44 degrees.

### INDIVIDUAL STATISTICS

RUSHING:	<b>BILLS:</b> Thomas 22-90, Holmes 10-30, Reed 2-16, Tasker 1-6, Kelly 2-2 <b>EAGLES:</b> Garner 10-60, Watters 19-51
PASSING:	<b>BILLS:</b> Kelly 22-11-112 1 TD, 1 INT <b>EAGLES:</b> Detmer 44-26-315 2 TDs, 1 INT
RECEIVING:	<b>BILLS:</b> Tasker 4-46, Early 4-38, Reed 2-22, Cline 1-6 <b>EAGLES:</b> Fryar 8-92, Watters 5-47, Turner 5-43, Jones 4-60, Dunn 1-24, Seay 1-19, Johnson 1-17, Garner 1-13

### GAME NOTES

- Jim Jeffcoat became the 13th player in NFL history to record 100 sacks in a career.
- Thurman Thomas' 90 yards rushing helped move him past James Lofton on the all-time yards from scrimmage list, and place him at number eight with 14,319 yards.
- Marlon Kerner recorded his first career interception, which set up the Bills' go-ahead TD in the second quarter.

## WEEK 12

### BILLS 31, BENGALS 17

NOVEMBER 17, 1996 - RICH STADIUM - (75,549)

Behind an unrelenting defense that had seven sacks and forced four turnovers, the Bills gained sole possession of first place with a 31-17 victory over Cincinnati. After Jeff Burris returned Cincinnati's first punt 33 yards to the Bengal 17, Thurman Thomas exploded over the top from one yard out to put the Bills up, 7-0, in the first quarter. Both teams exchanged punts until early in the second quarter when Jim Kelly scored on a one-yard plunge to finish a 19-play, 92-yard drive that elapsed 7:53. The Bills' pressure defense began to take its toll as David White, starting for an injured Bryce Paup, recovered a Bengal fumble and rumbled 12 yards for his first career touchdown. White's touchdown was the second defensive score of the game, as earlier in the quarter Cincinnati's Ashley Ambrose picked off a Buffalo pass and returned it 31 yards for the Bengals' lone score of the first half. Steve Christie's 22-yard field goal with 0:12 remaining increased Buffalo's halftime lead to 24-7. The Bills' domination continued into the third quarter as Steve Tasker streaked 22 yards down the right sideline for his first touchdown of the season. Cincinnati's offense scored its first points of the afternoon midway through the fourth quarter on Ki-Jana Carter's one-yard touchdown run. Doug Pelfrey added a 30-yard field goal on their following possession to make the score 31-17. Buffalo's defense sealed the victory as Kurt Schulz intercepted his second pass of the day and Matt Stevens followed suit on the Bengals' last possession with an interception in the end zone. With the victory, Buffalo improved to 8-3 on the year and claimed sole possession of first place in the AFC East.

BILLS	7	17	7	0	31
BENGALS	0	7	0	10	17

### SCORING

Team	Qtr.	Time	Scoring Play	Drive	Score
BILLS	1	11:26	THOMAS 1 YD RUN (CHRISTIE, KICK)	(5-17, 2:26)	0 - 7
BILLS	2	11:55	KELLY 1 YD RUN (CHRISTIE, KICK)	(19-92, 7:53)	0 - 14
BENGALS	2	6:34	AMBROSE 31 YD INT RETURN (PELFREY, KICK)		7 - 14
BILLS	2	3:51	WHITE 12 YD FUMBLE RETURN (CHRISTIE, KICK)		7 - 21
BILLS	2	0:09	CHRISTIE 22 YD FIELD GOAL	(9-56, 2:00)	7 - 24
BILLS	3	11:11	TASKER 22 YD PASS FROM KELLY (CHRISTIE, KICK)	(8-69, 3:49)	7 - 31
BENGALS	4	7:45	CARTER 1 YD RUN (PELFREY, KICK)	(9-58, 3:05)	14 - 31
BENGALS	4	6:20	PELFREY 30 YD FIELD GOAL	(4--4, 1:04)	17 - 31

### TEAM STATISTICS

	BILLS	BENGALS
First Downs	23	13
Rushes-Yards	51-134	28-115
Net Passing Yards	174	109
Passing (A-C-I)	25-14-2	31-11-3
Sacked by Opponent	3-21	7-47
Punts-Average	8-45	8-45.4
Fumbles-Lost	0-0	3-1
Penalties	5-26	6-33
Time of Possession	33:39	26:21

Weather: Mostly sunny, temperature 54 degrees, winds 5-10 mph

### INDIVIDUAL STATISTICS

RUSHING:	BILLS: Thomas 19-78, Holmes 28-46, Kelly 4-10 BENGALS: Hearst 11-55, Bienenmy 4-34, Carter 6-12, Blake 4-8, Wilhelm 1-4, Cothran 1-2, Pickens 1-0
PASSING:	BILLS: Kelly 22-11-199 1 TD, 1 INT; Collins 3-1--4 0 TD, 1 INT BENGALS: Blake 22-8-95 0 TD, 1 INT; Wilhelm 9-3-61 0 TD, 2INTs
RECEIVING:	BILLS: Reed 6-105, Johnson 3-22, Tasker 2-42, Early 1-18, Brantley 1-12, Holmes 1--4 BENGALS: Pickens 5-62, Scott 3-62, Bienenmy 1-13, Hearst 1-12, McGee 1-7

### GAME NOTES

- Jim Kelly's 22 pass attempts helped him past Phil Simms (4,647) on the all-time passing attempts list. Kelly now has 4,666 attempts and is ranked #14.
- Andre Reed recorded his team record 32nd 100-yard receiving game.
- Bruce Smith's 1.5 sacks increased his season total to 10.5, his 10th season with 10 or more sacks. Smith and Reggie White are the only players to ever accomplish this feat.

## WEEK 13

### **BILLS 35, NY JETS 10** NOVEMBER 24, 1996 - RICH STADIUM - (60,854)

With an impressive all-around effort, the Bills defeated the NY Jets, 35-10, to maintain first place in the AFC East. After Nick Lowery's 25-yard field goal gave NY its only lead of the game, Jim Kelly hit Andre Reed from three yards out to make the score 7-3 in the first quarter. The drive was sparked by Steve Tasker's 62-yard reception, the longest of his career, that moved the ball to the Jets' 13. Kurt Schulz's second INT of the game came early in the second quarter, setting up Andre Reed's 64th career touchdown reception from Kelly. The TD moved the pair past Johnny Unitas and Raymond Berry into third place on the all-time QB/Receiver TD list. Both offenses stalled until Buffalo took over at their own 31-yard line with 1:36 remaining in the half. The Bills marched down the field 69 yards in six plays, capped off by Jim Kelly's third TD pass of the half, this one to Tasker for 19 yards. Buffalo's defense continued its stellar play in the third quarter, forcing New York to punt on all three possessions and allowing only one first down. Tasker continued posting career-numbers when he scored the quarter's only points on an 18-yard diving TD reception from Todd Collins, who came in at the start of the third quarter for a shaken up Jim Kelly, to extend the lead to 28-3. Tasker's 160 receiving yards were a career high and totaled more receiving yardage than he accumulated in his first 10 years in the league. The Jets fought back with a nine-play, 98-yard drive that ended with Jeff Graham's eight-yard TD catch to open the fourth quarter. Buffalo's special teams, however, abruptly ended hopes of a New York comeback when Eric Moulds returned the ensuing kickoff 97 yards for his first NFL TD, providing the final score of 35-10.

BILLS	7	14	7	7	35
NY JETS	3	0	0	7	10

### SCORING

Team	Qtr.	Clock	Scoring Play	Drive	Score
JETS	1	8:06	LOWERY 25 YD FIELD GOAL	(14-66, 6:54)	3 - 0
BILLS	1	4:17	REED 3 YD PASS FROM KELLY (CHRISTIE, KICK)	(7-75, 3:49)	3 - 7
BILLS	2	13:19	REED 22 YD PASS FROM KELLY (CHRISTIE, KICK)	(3-24, 1:01)	3 - 14
BILLS	2	0:15	TASKER 19 YD PASS FROM KELLY (CHRISTIE, KICK)	(6-69, 1:21)	3 - 21
BILLS	3	7:46	TASKER 18 YD PASS COLLINS (CHRISTIE, KICK)	(5-46, 1:57)	3 - 28
JETS	4	11:05	GRAHAM 8 YD PASS FROM REICH (LOWERY, KICK)	(9-98, 3:55)	10 - 28
BILLS	4	10:48	MOULDS 97 YD KICKOFF RETURN (CHRISTIE, KICK)		10 - 35

### TEAM STATISTICS

	BILLS	NY JETS
First Downs	17	22
Rushes-Yards	35-84	24-112
Net Passing Yards	264	229
Passing (A-C-I)	24-16-1	51-25-3
Sacked by Opponent	0-0	5-38
Punts-Average	7-40.6	6-41.8
Fumbles-Lost	2-1	2-2
Penalties	7-49	8-45
Time of Possession	26:11	33:49
Weather: Cloudy, brief flurries forecast. Temperature 28 degrees		

### INDIVIDUAL STATISTICS

RUSHING:	BILLS: Holmes 22-58, Bratton 4-8, Thomas 3-8, Tasker 1-8, Moulds 1-6, Collins 4 -7 NY JETS: Murrell 19-103, Anderson 4-10, Reich 1-1
PASSING:	BILLS: Kelly 14-10-176 3 TDs, 0 INT; Collins 10-6-91 1 TD, 0 INT NY JETS: Reich 51-25-267 1 TD, 3 INTs
RECEIVING:	BILLS: Tasker 6-160, Reed 4-61, Early 2-24, Holmes 2-14, Moulds 1-8, Johnson 1-0 NY JETS: Chrebet 10-75, Graham 7-124, Anderson 4-14, Brady 2-21, Baxter 1-23, Johnson 1-10

### GAME NOTES

- Jim Kelly and Andre Reed hooked up for their 63rd and 64th career TDs as a QB/Receiver combination. They passed Johnny Unitas and Raymond Berry (63 TDs) to gain sole possession of third place on the all-time list.
- Eric Moulds scored his first career NFL TD when he returned a kickoff 97 yards, the first by a Bill since Al Edwards' 91-yard return at LA Raiders, 12/8/91.
- Andre Reed passed Charlie Joiner on the all-time receptions list to gain sole possession of sixth place with 753 catches.

## WEEK 14

### COLTS 13, BILLS 10 (OT)

DECEMBER 1, 1996 - RCA DOME - (53,804)

Buffalo dropped into a tie for first place in the AFC East with a 13-10 loss in their team-record third overtime game of the season. The Colts scored the game's first points when they took their opening possession 68 yards in 12 plays resulting in Marshall Faulk's one-yard dive into the end zone. In the second quarter Todd Collins, who started for an injured Jim Kelly, connected with a streaking Quinn Early for a team-record 95-yard TD pass to make the score 7-7. Buffalo took its first lead of the afternoon with 4:30 to play in the first half when Steve Christie kicked a 24-yard field goal to finish off a 55-yard drive that made the score 10-7. Buffalo's defense continued to pressure Indianapolis in the third quarter when Bruce Smith blocked his third field goal of the season. Neither team was able to move the ball successfully in the third quarter until the Colts put together a drive late in the quarter that ended with a 25-yard field goal six seconds into the fourth, knotting the score at 10. Both defenses controlled the fourth quarter, forcing punts on every possession. Bruce Smith got to QB Paul Justin midway through the third quarter to improve his season sack total to 12.5. After the Bills' offense stalled in the overtime's opening possession, Indianapolis took over at their own 16-yard line. On a drive that covered 52 yards in nine plays, the Colts moved to the Buffalo 32 where Cary Blanchard converted a 49-yard field goal to seal the victory for Indianapolis. The victory underscored another outstanding defensive effort for the Bills, who were led by a pass rush that recorded three sacks, two by Ted Washington and one by Smith.

COLTS	7	0	0	3	3	13
BILLS	0	10	0	0	0	10

### SCORING

Team	Qtr.	Time	Scoring Play	Drive	Score
COLTS	1	4:18	FAULK 1-YD RUN (BLANCHARD, KICK)	(12-68, 7:42)	0 - 7
BILLS	2	8:04	EARLY 95-YD PASS FROM COLLINS (CHRISTIE, KICK)	(1-95, 0:32)	7 - 7
BILLS	2	4:30	CHRISTIE 24-YD FIELD GOAL	(5-55, 2:21)	10 - 7
COLTS	4	14:54	BLANCHARD 25-YD FIELD GOAL	(8-71, 4:45)	10 - 10
COLTS	OT	6:46	BLANCHARD 49-YD FIELD GOAL	(9-52, 8:16)	10 - 13

### TEAM STATISTICS

	COLTS	BILLS
First Downs	18	11
Rushes-Yards	32-85	38-124
Net Passing Yards	203	183
Passing (A-C-I)	40-22-0	17-9-2
Sacked by Opponent	3-25	3-21
Punts-Average	8-46.3	9-37.7
Fumbles-Lost	0-0	2-1
Penalties	5-33	9-65
Time of Possession	45:39	25:07

Weather: Dome Stadium

### INDIVIDUAL STATISTICS

RUSHING:	BILLS: Holmes 30-96, Moulds 3-14, Collins 3-14, Reed 1-1 COLTS: Faulk 23-46, Groce 4-21, Warren 4-17, Justin 1-1
PASSING:	BILLS: Collins 17-9-204 1 TD, 2 INTs COLTS: Justin 40-22-228 0 TD, 0 INT
RECEIVING:	BILLS: Early 3-113, Holmes 4-29, Moulds 1-47, Cline 1-15 COLTS: Faulk 10-78, Dawkins 4-64, Harrison 3-22, Bailey 2-34, Pollard 2-19, Stock 1-11

### GAME NOTES

- Todd Collins' 95-yard TD pass to Quinn Early was a career high for both players. It also was a new franchise record, eclipsing the old mark of 94 yards set by a Jack Kemp-to-Glenn Bass pass on 10/11/64 at Houston.
- Ted Washington recorded two sacks, the first multi-sack game of his 88-game career.
- Chris Spielman recorded 12 tackles, the 10th game of the season in which he has had 10 or more tackles.

**WEEK 15**

## SEAHAWKS 26, BILLS 18

DECEMBER 8, 1996 - THE KINGDOME - (41,373)

Buffalo dropped its second consecutive game, 26-18 in Seattle, to fall into second place in the AFC East. Seattle capitalized on two first quarter turnovers by Buffalo to take an early 10-0 lead. The Seahawks' first score followed a Buffalo fumble on their opening play from scrimmage that gave Seattle possession at the Bills' 45 yard line. Rick Mirer connected with WR Joey Galloway from 27 yards out for the 7-0 lead. After a Buffalo punt and a missed FG attempt by Seattle, the Seahawks returned an interception 39 yards to the Buffalo 23. Todd Peterson kicked a 41-yard FG to extend the lead to 10-0 after the first quarter. The Bills rebounded in the second quarter after Peterson added two more FGs, from 37 and 31 yards out. Taking over with just 2:11 remaining before halftime, Jim Kelly orchestrated a four-play drive that covered 72 yards in just 1:06. The scoring strike came on a perfect 37-yard pass to Eric Moulds, followed by a Kelly-to-Quinn Early two-point conversion, making the score 16-8 at the half. The TD was Moulds' first career receiving TD in the NFL. Seattle added its fourth FG of the game on its opening drive of the second half for the quarter's only points. Buffalo put together a key 16-play, 85-yard drive early in the final period that was capped off by Steve Christie's 22-yard FG, making the score 19-11. Turnovers continued to plague Buffalo, as a fumble on their next possession turned into a 12-yard TD run for Seattle. With 4:25 to play, Todd Collins and Chris Brantley, playing for an injured Jim Kelly and Andre Reed, connected for a 22-yard TD, the first of Brantley's career. Eric Moulds recovered the ensuing onside kick to give Buffalo the chance for victory, but the Bills' hopes were thwarted when Seattle recorded their third INT of game to seal the win.

SEAHAWKS	10	6	3	7	26
BILLS	0	8	0	10	18

### SCORING

Team	Qtr.	Clock	Scoring Play	Drive	Score
SEAHAWKS	1	11:57	GALLOWAY 27-YD PASS FROM MIRER (PETERSON, KICK)	(3-45, 1:14)	0 - 7
SEAHAWKS	1	3:45	PETERSON 41-YD FIELD GOAL	(4-0, 1:40)	0 - 10
SEAHAWKS	2	13:59	PETERSON 38-YD FIELD GOAL	(8-37, 2:39)	0 - 13
SEAHAWKS	2	8:12	PETERSON 22-YD FIELD GOAL	(8-31, 3:53)	0 - 16
BILLS	2	1:05	MOULDS 37-YD PASS FROM KELLY (KELLY-TO-EARLY PASS)	(4-72, 1:06)	8 - 16
SEAHAWKS	3	8:33	PETERSON 30-YD FIELD GOAL	(6-67, 3:14)	8 - 19
BILLS	4	11:36	CHRISTIE 22-YD FIELD GOAL	(16-85, 5:52)	11 - 19
SEAHAWKS	4	8:41	SMITH 12-YD RUN (PETERSON, KICK)	(2-13, 0:57)	11 - 26
BILLS	4	3:41	BRANTLEY 22-YD PASS FROM COLLINS (CHRISTIE, KICK)	(4-30, 0:44)	18 - 26

### TEAM STATISTICS

	SEAHAWKS	BILLS
First Downs	11	21
Rushes-Yards	35-170	24-79
Net Passing Yards	132	312
Passing (A-C-I)	23-9-0	48-28-3
Sacked by Opponent	2-15	9-58
Punts-Average	9-46.3	7-39.1
Fumbles-Lost	0-0	2-2
Penalties	2-10	4-25
Time of Possession	29:15	30:45
Weather: Dome		

### INDIVIDUAL STATISTICS

RUSHING:	BILLS: Thomas 17-65, Holmes 4-4, Kelly 2-1, Collins 1-9 SEAHAWKS: Warren 21-116, Smith 10-27, Mirer 2-15, Pritchard 1-7, Galloway 1-5
PASSING:	BILLS: Kelly 41-24-324 1 TD, 2 INTs; Collins 7-4-46 1 TD, 1 INT SEAHAWKS: Mirer 23-9-147 1 TD, 0 INT
RECEIVING:	BILLS: Early 6-79, Moulds 5-89, Copeland 4-62, Brantley 4-35, Johnson 3-59, Cline 3-22, Thomas 2-17, Reed 1-7 SEAHAWKS: Proehl 4-91, Warren 3-18, Galloway 1-27, Williams 1-11

### GAME NOTES

- Thurman Thomas' 82 combined yards increased his career total to 14,487 and helped move him past Franco Harris into 7th place on the all-time yards from scrimmage list.
- Jim Kelly's 24 pass completions helped move him past Johnny Unitas into 10th place on the all-time completions list with 2,837 for his career.
- Chris Spielman led all tacklers with 15, his 11th game with 10 or more.
- Eric Moulds and Chris Brantley each scored the first receiving TDs of their careers.

# BUFFALO BILLS

**WEEK 16**

## **DOLPHINS 16, BILLS 14**

DECEMBER 16, 1996 - PRO PLAYER PARK - (67,016)

Buffalo dropped its second game of the year to the Miami Dolphins, 16-14, marking the first season sweep by Miami since 1986. The Dolphins got on the scoreboard first when they took their second possession 60 yards in 12 plays, capped off by Chris Nedney's 29-yard FG. Following both teams' exchange of punts and a fourth down Miami INT, the Dolphins added another FG in the second quarter to build their lead to 6-0. Buffalo struck on their next possession when Jim Kelly connected with Andre Reed for a 67-yard TD, their longest hookup of the season and 65th TD as a QB-receiver combination. Miami reclaimed the lead 9-7 on their opening possession of the third quarter when the Bills' defense limited the Dolphins to an 18-yard FG after being faced with first and goal from the Buffalo eight yard line. The Bills then moved the ball to the Miami two before Steve Christie's 20-yard FG attempt hit the right goal post, only his fourth miss of the season. The Dolphins opened the fourth quarter with an OJ McDuffie TD reception from five yards out, extending the lead to 16-7. Each team's next drive ended with a failed fourth down attempt before Buffalo marched 61 yards in 6 plays, capped by Eric Moulds' 16-yard TD catch, his second in two weeks. With a 16-14 lead, and less than four minutes to play, Miami continued to control the clock before relinquishing the ball on downs on the Buffalo 29-yard line with 0:26 remaining to help secure their seventh win of the year.

DOLPHINS	3	3	3	7	16
BILLS	0	7	0	7	14

### SCORING

Team	Qtr.	Time	Scoring Play	Drive	Score
DOLPHINS	1	0:31	NEDNEY 29-YARD FIELD GOAL	(12-60, 7:18)	0 - 3
DOLPHINS	2	2:05	NEDNEY 41-YARD FIELD GOAL	(8-19, 4:02)	0 - 6
BILLS	2	1:43	REED 67-YARD PASS FROM KELLY (CHRISTIE, KICK)	(1-67, 0:22)	7 - 6
DOLPHINS	3	5:52	NEDNEY 18-YARD FIELD GOAL	(13-79, 7:17)	7 - 9
DOLPHINS	4	11:11	McDUFFIE 5-YARD PASS FROM MARINO (NEDNEY, KICK)	(10-69, 4:11)	7 - 16
BILLS	4	4:09	MOULDS 16-YARD PASS FROM KELLY (CHRISTIE, KICK)	(6-61, 1:58)	14 - 16

### TEAM STATISTICS

	DOLPHINS	BILLS
First Downs	22	15
Rushes-Yards	40-145	17-51
Net Passing Yards	249	220
Passing (A-C-I)	37-26-0	29-17-1
Sacked by Opponent	2-14	3-20
Punts-Average	3-46.0	4-39.8
Fumbles-Lost	0-0	2-1
Penalties	8-92	3-30
Time of Possession	41:55	18:05

Weather: Partly cloudy, temperature 68 degrees; wind 7 mph

### INDIVIDUAL STATISTICS

<b>RUSHING:</b>	<b>BILLS:</b> Thomas 11-34, Holmes 3-10, Tindale 2-4, Tasker 1-3 <b>DOLPHINS:</b> Abdul-Jabbar 27-76, Spikes 10-58, McDuffie 1-7, Pritchett 1-4, Parmalee 1-0
<b>PASSING:</b>	<b>BILLS:</b> Kelly 29-17-240 2 TDs, 1 INT <b>DOLPHINS:</b> Marino 37-26-263 1 TD, 0 INT
<b>RECEIVING:</b>	<b>BILLS:</b> Reed 6-127, Thomas 5-47, Johnson 2-15, Early 1-23, Moulds 1-16, Tasker 1-12, Holmes 1-0 <b>DOLPHINS:</b> Barnett 5-68, Drayton 5-47, McDuffie 5-43, Pritchett 4-47, Abdul-Jabbar 4-23, Parmalee 2-10, Hill 1-25

### GAME NOTES

- Quinn Early recorded his 100th career NFL start.
- Jim Kelly's 240 yards passing increased his career total to 35,188 and helped make him only the 10th player to ever throw for at least 35,000 yards in the NFL.
- With 127 yards receiving, Andre Reed increased his franchise-best mark to 33 games with at least 100 yards receiving.
- Chris Spielman led the team for the 12th time in 15 games with a season-high 21 tackles.



## WEEK 17

### BILLS 20, CHIEFS 9

DECEMBER 22, 1996 - RICH STADIUM - (68,671)

The Bills rebounded from a sluggish first half to put away the Kansas City Chiefs, 20-9, and solidify a playoff spot as the top AFC Wildcard team. The Chiefs' running game was the story of the first half offensively as they totaled 103 yards on 28 carries, with Marcus Allen gaining 72. Twice, however, the Buffalo defense stopped Kansas City on first-and-goal situations, limiting them to two short FGs. Midway through the second quarter, Steve Christie put Buffalo's first points on the board when he connected from 41 yards out to make the score 6-3. Kansas City added another short FG, this one from 26 yards, on their opening drive of the third quarter, extending their lead to 9-3. After a Christie FG attempt sailed wide left, Bruce Smith sacked Steve Bono and forced a fumble that was recovered by Phil Hansen at midfield. The Bills' offense began to pick up the pace as Christie kicked a 42-yarder, his second of the game. Trailing 9-6 at the end of three quarters, the Bills scored on their opening possession of the fourth quarter to take a 13-9 lead. The scoring strike came on a four-yard Jim Kelly-to-Tony Cline pass, the first regular season TD of Cline's career. With just over seven minutes to play, Chris Spielman intercepted his first pass of the year, fifth of his career, and returned it 14 yards to the Kansas City 41. Buffalo then marched 41 yards on six plays, capped off by Jim Kelly's second TD pass of the game, this one from four yards out to Quinn Early, making the score 20-9. An exchange of punts gave Kansas City the ball at its own 13 yard line with 2:26 remaining. The Chiefs moved the ball to the Bills' 15 before Marlo Perry sealed the victory with his first career INT, setting the stage for Buffalo's Wildcard game versus Jacksonville. During the Bills' win, which closed their regular season record at 10-6, Thurman Thomas reached the 1,000-yard rushing mark for the eighth consecutive season, joining Barry Sanders as the only two backs to accomplish this feat.

BILLS	0	3	3	14	20
CHIEFS	3	3	3	0	9

### SCORING

Team	Qtr.	Clock	Scoring Play	Drive	Score
CHIEFS	1	5:18	STOYANOVICH 19-YD FIELD GOAL	(12-72, 6:52)	3 - 0
CHIEFS	2	10:46	STOYANOVICH 24-YD FIELD GOAL	(7-9, 4:07)	6 - 0
BILLS	2	2:54	CHRISTIE 41-YD FIELD GOAL	(8-32, 3:14)	6 - 3
CHIEFS	3	11:22	STOYANOVICH 26-YD FIELD GOAL	(7-19, 3:25)	9 - 3
BILLS	3	2:16	CHRISTIE 42-YD FIELD GOAL	(6-26, 2:20)	9 - 6
BILLS	4	12:23	CLINE 4-YD PASS FROM KELLY (CHRISTIE, KICK)	(6-72, 2:43)	9 - 13
BILLS	4	4:13	EARLY 4-YD PASS FROM KELLY (CHRISTIE, KICK)	(6-41, 2:55)	9 - 20

### TEAM STATISTICS

	BILLS	CHIEFS
First Downs	15	15
Rushes-Yards	26-78	39-119
Net Passing Yards	257	130
Passing (A-C-I)	29-20-1	28-14-2
Sacked by Opponent	2-22	1-8
Punts-Average	5-39.4	7-39.7
Fumbles-Lost	6-2	2-1
Penalties	7-42	4-34
Time of Possession	24:59	35:01
Weather: Light snow, temperature 33 degrees; wind: SW 9 mph		

### INDIVIDUAL STATISTICS

<b>RUSHING:</b>	<b>BILLS:</b> Thomas 17-43, Early 1-29, Reed 1-4, Tasker 2-2, Holmes 4-1, Kelly 1--1
	<b>CHIEFS:</b> Allen 20-87, Hill 7-17, Anders 9-15, Vanover 1-1, Bennett 1-0, Bono 1--1
<b>PASSING:</b>	<b>BILLS:</b> Kelly 29-20-279 2 TDs, 1 INT
	<b>CHIEFS:</b> Bono 28-14-138 0 TDs, 2 INTs
<b>RECEIVING:</b>	<b>BILLS:</b> Reed 6-76, Tasker 4-87, Johnson 4-48, Early 3-35, Thomas 1-27, Cline 1-4, Holmes 1-2
	<b>CHIEFS:</b> Anders 7-49, Penn 3-43, Vanover 1-18, Hughes 1-17, Allen 1-6, Walker 1-5

### GAME NOTES

- Thurman Thomas' 43 yards rushing helped him become only the second player to ever record eight consecutive 1,000-yard seasons (with Barry Sanders).
- Andre Reed's six receptions for 76 yards helped him pass James Lofton on the all-time receptions list and claim sole possession of fifth place with 766 catches during his career. He also claimed sole possession of eighth place on the all-time yards receiving list with 10,884 in his career.
- Tony Cline scored his first career regular season TD, the second of his career (first was 1/6/96 at Pittsburgh in a divisional playoff game).

## BILLS 1996 HONORS

### STEVE CHRISTIE

AFC Special Teams Player of the Week (Oct. 20 at NY Jets)

### PHIL HANSEN

Sports Illustrated All-Pro Team

### DARICK HOLMES

AFC Offensive Player of the Week (Nov. 3 vs Washington)

### JIM KELLY

AFC Offensive Player of the Week (Dec. 22 vs Kansas City)

### MANNY MARTIN

AFC Defensive Player of the Week (Sept. 22 vs Dallas)

### ERIC MOULDS

Football News All-Rookie Team  
Pro Football Weekly All-Rookie Team

### GABE NORTHERN

AFC Defensive Rookie of the Month (November)

### BRYCE PAUP

UPI All-AFC Second Team

### KURT SCHULZ

AFC Defensive Player of the Week (Nov. 24 vs NY Jets)

### CHRIS SPIELMAN

Football Digest All-Pro First Team

### BRUCE SMITH

AP Defensive Player of the Year  
UPI Defensive Player of the Year  
Pro Football Weekly Defensive Player of the Year

Football Digest Defensive Player of the Year

College and Pro Football Weekly Defensive Player of the Year

AP All-Pro First Team

College and PFW All-Pro First Team

Football Digest All-Pro First Team

USA Today All-Pro First Team

PFW/PFWA All-Pro Team

Sporting News All-Pro Team

Sports Illustrated's All-Pro Team

Football News All-AFC Team

UPI All-AFC Team

NFL Player's Association AFC

Defensive Lineman of the Year

AFC Defensive Player of the Week

(Nov. 10 at Philly)


AFC Defensive Player of the Month

(September and November)

## TOP 20 SINGLE-SEASON TACKLERS

In 1996, his first season with the Bills, Chris Spielman established a new team record for single-season tackles with 206. Spielman, who had 74 more tackles than the Bills next leading tackler, Phil Hansen (whose 1996 total of 132 ties for 16th on this list), ranked second in the NFL in 1996 in tackles. Below are the Bills all-time single-season tacklers.

Rank	Player	Pos.	Year	Total	Solo	Assist
1	Chris Spielman	LB	1996	206	121	85
2	Eugene Marve	LB	1983	200	136	64
3	Eugene Marve	LB	1984	188	135	53
4	Shane Nelson	LB	1977	168	NA	NA
5	Chris Keating	LB	1983	165	109	56
6	Eugene Marve	LB	1986	157	85	58
7	Jim Haslett	LB	1984	148	100	48
T8	Jim Haslett	LB	1985	143	85	58
T8	Dan Jilek	LB	1977	143	NA	NA
10	Steve Freeman	DB	1983	142	72	70
11	Shane Nelson	LB	1979	139	81	58
T12	Darryl Talley	LB	1993	136	101	35
T12	Steve Freeman	DB	1981	136	81	55
14	Jim Haslett	LB	1981	135	82	53
15	Cornelius Bennett	LB	1995	134	91	43
T16	Phil Hansen	DE	1996	132	90	42
T16	Merv Krakau	LB	1976	132	94	38
18	Ted Washington	NT	1996	130	105	25
19	Bryce Paup	LB	1995	126	76	50
20	Jim Haslett	LB	1980	125	79	46



# BILLS' HISTORY

---

# BUFFALO BILLS

## REGULAR SEASON RESULTS

### AMERICAN FOOTBALL LEAGUE

#### 1960 (5-8-1) 3RD AFL EAST

DATE	OPPONENT	W-L-T	SCORE	ATT.
9/11	@New York Titans	L	3-27	10,200
9/18	Denver Broncos	L	21-27	15,229
9/23	@Boston Patriots	W	13-0	20,732
10/2	Los Angeles Chargers	L	10-24	15,821
10/16	New York Titans	L	13-17	14,988
10/23	Oakland Raiders	W	38-9	8,876
10/30	Houston Oilers	W	25-24	23,001
11/6	Dallas Texans	L	28-45	19,610
11/13	@Oakland Raiders	L	7-20	8,800
11/20	@Los Angeles Chargers	W	32-3	16,161
11/27	@Denver Broncos	T	38-38	7,785
12/4	Boston Patriots	W	38-14	14,335
12/11	@Houston Oilers	L	23-31	25,243
12/18	@Dallas Texans	L	7-24	18,000

Home: 3-4; Away: 2-4-1

TOTAL ATTENDANCE: 208,781 (H-111,860; A-106,921)

COACH: Buster Ramsey

#### 1961 (6-8) 4TH AFL EAST

DATE	OPPONENT	W-L-T	SCORE	ATT.
9/10	Denver Broncos	L	10-22	16,636
9/17	New York Titans	W	41-31	15,584
9/23	Boston Patriots	L	21-23	21,504
9/30	San Diego Chargers	L	11-19	20,742
10/8	@Houston Oilers	W	22-12	22,761
10/15	Dallas Texans	W	27-24	20,678
10/22	@Boston Patriots	L	21-52	9,398
10/29	Houston Oilers	L	16-28	21,237
11/5	Oakland Raiders	L	22-31	17,027
11/12	@Dallas Texans	W	30-20	15,000
11/19	@Denver Broncos	W	23-10	7,645
11/23	@New York Titans	L	14-21	12,023
12/3	@Oakland Raiders	W	26-21	8,011
12/9	@San Diego Chargers	L	10-28	24,486

Home: 2-5; Away: 4-3

TOTAL ATTENDANCE: 232,732 (H-133,408; A-99,324)

COACH: Buster Ramsey

#### 1962 (7-6-1) 3RD AFL EAST

DATE	OPPONENT	W-L-T	SCORE	ATT.
9/9	Houston Oilers	L	23-28	31,236
9/15	Denver Broncos	L	20-23	30,577
9/22	New York Titans	L	6-17	24,024
9/30	@Dallas Texans	L	21-41	25,500
10/7	@Houston Oilers	L	14-17	26,350
10/13	San Diego Chargers	W	35-10	20,074
10/20	Oakland Raiders	W	14-6	21,037
10/28	@Denver Broncos	W	45-38	26,051
11/3	Boston Patriots	T	28-28	33,247
11/11	@San Diego Chargers	W	40-20	22,204
11/18	@Oakland Raiders	W	10-6	11,700
11/23	@Boston Patriots	L	10-21	20,021
12/2	Dallas Texas	W	23-14	35,261
12/8	@New York Titans	W	20-3	16,453

Home: 3-3-1; Away 4-3

TOTAL ATTENDANCE: 343,735 (H-195,456; A-148,279)

COACH: Lou Saban

#### 1963 (7-6-1) TIED 1ST AFL EAST

DATE	OPPONENT	W-L-T	SCORE	ATT.
9/8	@San Diego Chargers	L	10-14	22,344
9/15	@Oakland Raiders	L	17-35	17,568
9/22	Kansas City Chiefs	T	27-27	33,487
9/28	Houston Oilers	L	20-31	32,340
10/5	Oakland Raiders	W	12-0	24,846
10/13	@Kansas City Chiefs	W	35-26	25,519
10/20	@Houston Oilers	L	14-28	23,948
10/26	Boston Patriots	W	28-21	27,243
11/3	@Denver Broncos	W	30-28	19,424
11/9	Denver Broncos	W	27-17	30,989
11/17	San Diego Chargers	L	13-23	38,592
12/1	@Boston Patriots	L	7-17	16,981
12/8	New York Jets	W	45-14	20,222
12/14	@New York Jets	W	19-10	6,526

Home: 4-2-1; Away: 3-4

AFL DIVISIONAL PLAYOFF

12/28	Boston Patriots	L	8-26	33,044
-------	-----------------	---	------	--------

TOTAL ATTENDANCE: 340,029 (H-207,719; A-132,310)

(Attendance - regular season only)

COACH: Lou Saban

## 176 SEASON RESULTS

# BUFFALO BILLS

## REGULAR SEASON RESULTS, *continued*

### 1964 (12-2) 1ST AFL EAST

COACH: Lou Saban

DATE	OPPONENT	W-L-T	SCORE	ATT.
9/13	Kansas City Chiefs	W	34-17	30,157
9/20	Denver Broncos	W	30-13	28,501
9/26	San Diego Chargers	W	30-3	40,167
10/3	Oakland Raiders	W	23-20	36,461
10/11	@Houston Oilers	W	48-17	26,218
10/18	@Kansas City Chiefs	W	35-22	20,904
10/24	New York Jets	W	34-24	39,621
11/1	Houston Oilers	W	24-10	40,119
11/8	@New York Jets	W	20-7	61,929
11/15	Boston Patriots	L	28-36	42,308
11/26	@San Diego Chargers	W	27-24	34,865
12/6	@Oakland Raiders	L	13-16	18,134
12/13	@Denver Broncos	W	30-19	14,431
12/20	@Boston Patriots	W	24-14	38,021

Home: 6-1; Away: 6-1

#### AFL CHAMPIONSHIP GAME

12/26	San Diego Chargers	W	20-7	40,242
-------	--------------------	---	------	--------

TOTAL ATTENDANCE: 471,836 (H-257,334; A-214,502)

(Attendance - regular season only)

### 1965 (10-3-1) 1ST AFL EAST

COACH: Lou Saban

DATE	OPPONENT	W-L-T	SCORE	ATT.
9/11	Boston Patriots	W	24-7	45,502
9/19	@Denver Broncos	W	30-15	30,682
9/26	New York Jets	W	33-21	45,056
10/3	Oakland Raiders	W	17-12	41,246
10/10	San Diego Chargers	L	3-34	45,260
10/17	@Kansas City Chiefs	W	23-7	26,941
10/24	Denver Broncos	W	31-13	45,046
10/31	Houston Oilers	L	17-19	44,267
11/7	@Boston Patriots	W	23-7	24,415
11/14	@Oakland Raiders	W	17-14	19,352
11/25	@San Diego Chargers	T	20-20	27,473
12/5	@Houston Oilers	W	29-18	23,087
12/12	Kansas City Chiefs	W	34-25	40,298
12/19	@New York Jets	L	12-14	57,396

Home: 5-2; Away: 5-1-1

#### AFL CHAMPIONSHIP GAME

12/26	@San Diego Chargers	W	23-0	30,361
-------	---------------------	---	------	--------

TOTAL ATTENDANCE: 516,021 (H-306,675; A-209,346)

(Attendance - regular season only)

### 1966 (9-4-1) 1ST AFL EAST

COACH: Joe Collier

DATE	OPPONENT	W-L-T	SCORE	ATT.
9/4	@San Diego Chargers	L	7-27	27,572
9/11	Kansas City Chiefs	L	20-42	42,023
9/18	Miami Dolphins	W	#58-24	37,546
9/25	Houston Oilers	W	27-20	42,526
10/2	@Kansas City Chiefs	W	29-14	43,885
10/8	Boston Patriots	L	10-20	45,542
10/16	San Diego Chargers	T	17-17	45,169
10/30	@New York Jets	W	33-23	61,552
11/6	@Miami Dolphins	W	29-0	37,177
11/13	New York Jets	W	14-3	45,738
11/20	@Houston Oilers	W	42-20	27,312
11/24	@Oakland Raiders	W	31-10	36,781
12/4	@Boston Patriots	L	3-14	39,350
12/18	Denver Broncos	W	38-21	40,583

#Most points ever scored by the Bills

Home: 4-2-1; Away: 5-2

#### AFL CHAMPIONSHIP GAME

1/1	Kansas City Chiefs	L	7-31	42,080
-----	--------------------	---	------	--------

TOTAL ATTENDANCE: 572,756 (H-299,127; A-273,629)

(Attendance - regular season only)

# BUFFALO BILLS

## REGULAR SEASON RESULTS, continued

### 1967 (4-10) TIED 3RD AFL EAST

COACH: Joe Collier

DATE	OPPONENT	W-L-T	SCORE	ATT.
9/10	New York Jets	W	20-17	45,748
9/17	Houston Oilers	L	3-20	41,384
9/24	Boston Patriots	L	0-23	45,748
10/1	San Diego Chargers	L	17-37	39,310
10/8	@Denver Broncos	W	17-16	35,188
10/15	Oakland Raiders	L	20-24	45,758
10/29	@Houston Oilers	L	3-10	30,060
11/5	Miami Dolphins	W	35-13	31,622
11/12	@New York Jets	L	10-20	62,671
11/19	Denver Broncos	L	20-21	30,891
11/26	@Miami Dolphins	L	14-17	27,050
12/3	@Kansas City Chiefs	L	13-23	41,943
12/9	@Boston Patriots	W	44-16	20,627
12/24	@Oakland Raiders	L	21-28	30,738

Home: 2-5; Away: 2-5

TOTAL ATTENDANCE: 528,738 (H-280,461; A-248,277)

### 1968 (1-12-1) 5TH AFL EAST

COACH: Joe Collier/Harvey Johnson

DATE	OPPONENT	W-L-T	SCORE	ATT.
9/8	Boston Patriots	L	7-16	38,865
9/15	Oakland Raiders	L	6-48	43,056
9/22	*@Cincinnati Bengals	L	23-34	24,405
9/29	New York Jets	W	37-35	38,044
10/5	Kansas City Chiefs	L	7-18	40,748
10/12	@Miami Dolphins	T	14-14	28,559
10/20	@Boston Patriots	L	6-23	21,082
10/27	Houston Oilers	L	7-30	34,339
11/3	@New York Jets	L	21-25	61,452
11/10	Miami Dolphins	L	17-21	28,751
11/17	San Diego Chargers	L	6-21	27,993
11/24	@Denver Broncos	L	32-34	35,142
11/28	@Oakland Raiders	L	10-13	39,883
12/7	@Houston Oilers	L	6-35	34,110

\*Harvey Johnson took over as head coach

Home: 1-6; Away: 0-6-1

TOTAL ATTENDANCE: 496,429 (H-251,796; A-244,633)

### 1969 (4-10) TIED 3RD AFL EAST

COACH: John Rauch

DATE	OPPONENT	W-L-T	SCORE	ATT.
9/14	New York Jets	L	19-33	46,165
9/21	Houston Oilers	L	3-17	40,146
9/28	Denver Broncos	W	41-28	40,302
10/5	@Houston Oilers	L	14-28	46,485
10/11	Boston Patriots	W	23-16	46,201
10/19	@Oakland Raiders	L	21-50	54,418
10/26	@Miami Dolphins	L	6-24	39,837
11/2	Kansas City Chiefs	L	7-29	45,844
11/9	@New York Jets	L	6-16	62,680
11/16	Miami Dolphins	W	28-3	32,686
11/23	@Boston Patriots	L	21-35	25,584
11/30	Cincinnati Bengals	W	16-13	35,122
12/7	@Kansas City Chiefs	L	19-22	47,112
12/14	@San Diego Chargers	L	6-45	47,582

Home: 4-3; Away: 0-7

TOTAL ATTENDANCE: 610,164 (H-286,466; A-323,698)

### 1970 (3-10-1) 4TH AFC EAST

COACH: John Rauch

DATE	OPPONENT	W-L-T	SCORE	ATT.
9/20	Denver Broncos	L	10-25	34,882
9/27	Los Angeles Rams	L	0-19	46,206
10/4	New York Jets	W	34-31	46,206
10/11	@Pittsburgh Steelers	L	10-23	42,140
10/18	Miami Dolphins	L	14-33	41,312
10/25	@New York Jets	W	10-6	62,712
11/1	@Boston Patriots	W	45-10	31,148
11/8	Cincinnati Bengals	L	14-43	43,587
11/15	@Baltimore Colts	T	17-17	60,240
11/22	@Chicago Bears	L	13-31	41,015
11/29	Boston Patriots	L	10-14	31,427
12/6	@New York Giants	L	6-20	62,870
12/13	Baltimore Colts	L	14-20	34,346
12/20	@Miami Dolphins	L	7-45	70,990

Home: 1-6; Away: 2-4-1

TOTAL ATTENDANCE: 649,081 (H-277,966; A-371,115)

## 178 SEASON RESULTS

# BUFFALO BILLS

## REGULAR SEASON RESULTS, *continued*

### 1971 (1-13) 5TH AFC EAST

DATE	OPPONENT	W-L-T	SCORE	ATT.
9/19	Dallas Cowboys	L	37-49	46,206
9/26	Miami Dolphins	L	14-29	45,139
10/3	@Minnesota Vikings	L	0-19	47,900
10/10	Baltimore Colts	L	0-43	46,206
10/17	@New York Jets	L	17-28	61,498
10/23	@San Diego Chargers	L	3-20	49,261
10/31	St. Louis Cardinals	L	23-28	40,040
11/7	@Miami Dolphins	L	0-34	61,061
11/14	@New England Patriots	L	33-38	57,446
11/21	New York Jets	L	7-20	41,577
11/28	New England Patriots	W	27-20	27,166
12/5	@Baltimore Colts	L	0-24	58,476
12/12	Houston Oilers	L	14-20	28,107
12/19	@Kansas City Chiefs	L	9-22	48,121

Home: 1-6; Away: 0-7

TOTAL ATTENDANCE: 658,204 (H-274,441; A-383,763)

COACH: Harvey Johnson

### 1972 (4-9-1) 4TH AFC EAST

DATE	OPPONENT	W-L-T	SCORE	ATT.
9/17	New York Jets	L	24-41	46,206
9/24	San Francisco 49ers	W	27-20	45,845
10/1	Baltimore Colts	L	0-17	46,206
10/8	New England Patriots	W	38-14	41,749
10/15	@Oakland Raiders	L	16-28	53,501
10/22	@Miami Dolphins	L	23-24	80,010
10/29	Pittsburgh Steelers	L	21-38	45,882
11/5	Miami Dolphins	L	16-30	46,206
11/12	@New York Jets	L	3-41	62,853
11/19	@New England Patriots	W	27-24	60,999
11/26	@Cleveland Browns	L	10-27	70,104
12/3	@Baltimore Colts	L	7-35	55,390
12/10	Detroit Lions	T	21-21	41,583
12/17	@Washington Redskins	W	24-17	55,039

Home: 2-4-1; Away: 2-5

TOTAL ATTENDANCE: 751,573 (H-313,677; A-437,896)

COACH: Lou Saban

### 1973 (9-5) 2ND AFC EAST

DATE	OPPONENT	W-L-T	SCORE	ATT.
9/16	@New England Patriots	W	31-13	56,119
9/23	@San Diego Chargers	L	7-34	47,588
9/30	New York Jets	W	9-7	*77,425
10/7	Philadelphia Eagles	W	27-26	72,364
10/14	Baltimore Colts	W	31-13	78,875
10/21	@Miami Dolphins	L	6-27	65,241
10/29	**Kansas City Chiefs	W	23-14	76,071
11/4	@New Orleans Saints	L	0-13	74,770
11/11	Cincinnati Bengals	L	13-16	76,927
11/18	Miami Dolphins	L	0-17	77,138
11/25	@Baltimore Colts	W	24-17	52,250
12/2	@Atlanta Falcons	W	17-6	54,607
12/9	New England Patriots	W	37-13	72,470
12/16	@New York Jets	W	34-14	47,740

\*Attendance figures are actual turnstile count

\*\*Bills 1st Monday Night Football game

Home: 5-2; Away: 4-3

TOTAL ATTENDANCE: 933,828 (H-531,270; A-398,315)

COACH: Lou Saban

### 1974 (9-5) 2ND AFC EAST

DATE	OPPONENT	W-L-T	SCORE	ATT.
9/16	Oakland Raiders	W	21-20	79,876
9/22	Miami Dolphins	L	16-24	78,990
9/29	New York Jets	W	16-12	76,978
10/6	@Green Bay Packers	W	27-7	56,267
10/13	@Baltimore Colts	W	27-14	40,626
10/20	New England Patriots	W	30-28	78,935
10/27	Chicago Bears	W	16-6	77,910
11/3	@New England Patriots	W	29-28	58,932
11/10	Houston Oilers	L	9-21	79,223
11/17	@Miami Dolphins	L	28-35	69,313
11/24	@Cleveland Browns	W	15-10	66,504
12/1	Baltimore Colts	W	6-0	75,325
12/8	@New York Jets	L	10-20	32,805
12/15	@Los Angeles Rams	L	14-19	84,324

Home: 5-2; Away: 4-3

### AFC DIVISIONAL PLAYOFF

12/22	@Pittsburgh Steelers	L	14-32	48,321
-------	----------------------	---	-------	--------

TOTAL ATTENDANCE: 956,008 (H-547,237; A-408,771)

(Attendance - regular season only)

# BUFFALO BILLS

## REGULAR SEASON RESULTS, *continued*

### 1975 (8-6) 3RD AFC EAST

DATE	OPPONENT	W-L-T	SCORE	ATT.
9/21	New York Jets	W	42-14	77,895
9/28	@Pittsburgh Steelers	W	30-21	49,348
10/5	Denver Broncos	W	38-14	79,864
10/12	@Baltimore Colts	W	38-31	43,907
10/20	New York Giants	L	14-17	79,518
10/26	Miami Dolphins	L	30-35	79,141
11/2	@New York Jets	W	24-23	58,343
11/9	Baltimore Colts	L	35-42	77,320
11/17	@Cincinnati Bengals	L	24-33	56,666
11/23	New England Patriots	W	45-31	65,655
11/27	@St. Louis Cardinals	W	32-14	41,899
12/7	@Miami Dolphins	L	21-31	78,701
12/14	@New England Patriots	W	34-14	58,393
12/20	Minnesota Vikings	L	13-35	54,993

Home: 3-4; Away: 5-2

TOTAL ATTENDANCE: 901,643 (H-514,386; A-387,257)

### 1976 (2-12) 5TH AFC EAST

DATE	OPPONENT	W-L-T	SCORE	ATT.
9/13	Miami Dolphins	L	21-30	77,683
9/19	Houston Oilers	L	3-13	61,364
9/26	@Tampa Bay Buccaneers	W	14-9	44,505
10/3	Kansas City Chiefs	W	50-17	51,909
10/10	@New York Jets	L	14-17	52,416
10/17	*Baltimore Colts	L	13-31	71,009
10/24	New England Patriots	L	22-26	45,144
10/31	New York Jets	L	14-19	41,285
11/7	@New England Patriots	L	10-20	61,157
11/15	@Dallas Cowboys	L	10-17	51,779
11/21	San Diego Chargers	L	13-34	41,701
11/25	@Detroit Lions	L	14-27	66,875
12/5	@Miami Dolphins	L	27-45	43,475
12/12	@Baltimore Colts	L	20-58	50,451

\*Jim Ringo took over as head coach

Home: 1-6; Away: 1-6

TOTAL ATTENDANCE: 760,753 (H-390,095; A-370,658)

### 1977 (3-11) TIED 4TH AFC EAST

DATE	OPPONENT	W-L-T	SCORE	ATT.
9/18	Miami Dolphins	L	0-13	76,097
9/25	@Denver Broncos	L	6-26	74,897
10/2	@Baltimore Colts	L	14-17	49,247
10/9	New York Jets	L	19-24	32,046
10/16	Atlanta Falcons	W	3-0	27,348
10/23	Cleveland Browns	L	16-27	60,905
10/30	@Seattle Seahawks	L	17-56	61,180
11/6	@New England Patriots	W	24-14	60,263
11/13	Baltimore Colts	L	13-31	39,444
11/20	New England Patriots	L	7-20	27,598
11/28	@Oakland Raiders	L	13-34	51,558
12/4	Washington Redskins	L	0-10	22,975
12/11	@New York Jets	W	14-10	31,929
12/17	@Miami Dolphins	L	14-31	39,626

Home: 1-6; Away 2-5

TOTAL ATTENDANCE: 655,213 (H-286,413; A-368,800)

### 1978 (5-11) TIED 4TH AFC EAST

DATE	OPPONENT	W-L-T	SCORE	ATT.
9/3	Pittsburgh Steelers	L	17-28	64,147
9/10	New York Jet	L	20-21	40,985
9/17	@Miami Dolphins	L	24-31	48,373
9/24	Baltimore Colts	W	24-17	55,270
10/1	Kansas City Chiefs	W	28-13	47,310
10/8	@New York Jets	L	14-45	44,545
10/15	@Houston Oilers	L	10-17	47,727
10/22	Cincinnati Bengals	W	5-0	47,754
10/29	@Cleveland Browns	L	20-41	51,409
11/5	New England Patriots	L	10-14	44,897
11/12	Miami Dolphins	L	24-25	48,623
11/19	@Tampa Bay Buccaneers	L	10-31	61,383
11/26	New York Giants	W	41-17	28,496
12/3	@Kansas City Chiefs	L	10-14	25,781
12/10	@New England Patriots	L	24-26	59,598
12/17	@Baltimore Colts	W	21-14	25,415

Home: 4-4; Away: 1-7

TOTAL ATTENDANCE: 741,713 (H-377,482; A-364,231)



# BUFFALO BILLS

## REGULAR SEASON RESULTS, *continued*

### 1979 (7-9) 4TH AFC EAST

DATE	OPPONENT	W-L-T	SCORE	ATT.
9/2	Miami Dolphins	L	7-9	69,441
9/9	Cincinnati Bengals	W	51-24	43,504
9/16	@San Diego Chargers	L	19-27	50,709
9/23	New York Jets	W	46-31	68,731
9/30	@Baltimore Colts	W	31-13	30,904
10/7	Chicago Bears	L	0-7	73,383
10/14	@Miami Dolphins	L	7-17	45,597
10/21	Baltimore Colts	L	13-14	50,581
10/28	@Detroit Lions	W	20-17	61,911
11/4	New England Patriots	L	6-26	67,935
11/11	@New York Jets	W	14-12	50,647
11/18	Green Bay Packers	W	19-12	39,679
11/25	@New England Patriots	W(OT)	16-13	60,991
12/2	Denver Broncos	L	16-19	37,886
12/9	@Minnesota Vikings	L	3-10	42,339
12/16	@Pittsburgh Steelers	L	0-28	48,002

Home: 3-5; Away: 4-4

TOTAL ATTENDANCE: 842,240 (H-451,140; A-391,100)

COACH: Chuck Knox

### 1980 (11-5) 1ST AFC EAST

DATE	OPPONENT	W-L-T	SCORE	ATT.
9/7	Miami Dolphins	W	17-7	79,598
9/14	New York Jets	W	20-10	65,315
9/21	@New Orleans Saints	W	35-26	51,154
9/28	Oakland Raiders	W	24-7	77,259
10/5	@San Diego Chargers	W	26-24	51,982
10/12	Baltimore Colts	L	12-17	73,634
10/19	@Miami Dolphins	L	14-17	41,636
10/26	New England Patriots	W	31-13	75,092
11/2	Atlanta Falcons	L	14-30	57,959
11/9	@New York Jets	W	31-24	45,677
11/16	@Cincinnati Bengals	W	14-0	40,836
11/23	Pittsburgh Steelers	W	28-13	79,659
11/30	@Baltimore Colts	L	24-28	36,184
12/7	Los Angeles Rams	W(OT)	10-7	77,133
12/14	@New England Patriots	L	2-24	58,324
12/21	@San Francisco 49ers	#W	18-13	37,476

# Clinched AFC East Title

Home: 6-2; Away 5-3

#### AFC DIVISIONAL PLAYOFF

1/3	@San Diego Chargers	L	14-20	52,028
-----	---------------------	---	-------	--------

TOTAL ATTENDANCE: 948,918 (H-585,649; A-363,269)

(Attendance - regular season only)

COACH: Chuck Knox

### 1981 (10-6) 3RD AFC EAST

DATE	OPPONENT	W-L-T	SCORE	ATT.
9/6	New York Jets	W	31-0	79,754
9/13	@Baltimore Colts	W	35-3	44,950
9/17	Philadelphia Eagles	L	14-20	78,331
9/27	@Cincinnati Bengals	L(OT)	24-27	46,418
10/4	Baltimore Colts	W	23-17	77,811
10/12	Miami Dolphins	W	31-21	78,576
10/18	@New York Jets	L	14-33	54,607
10/25	Denver Broncos	W	9-7	77,757
11/1	Cleveland Browns	W	22-13	78,266
11/9	@Dallas Cowboys	L	14-27	62,583
11/15	@St. Louis Cardinals	L	0-24	46,214
11/22	New England Patriots	W	20-17	71,593
11/29	Washington Redskins	W	21-14	59,624
12/6	@San Diego Chargers	W	28-27	51,488
12/13	@New England Patriots	W	19-10	42,549
12/19	@Miami Dolphins	L	6-16	72,956

Home: 7-1; Away 3-5

#### AFC WILDCARD PLAYOFF GAME

12/27	@New York Jets	W	31-27	57,050
-------	----------------	---	-------	--------

#### AFC DIVISIONAL PLAYOFF

1/3	@Cincinnati Bengals	L	21-28	55,420
-----	---------------------	---	-------	--------

TOTAL ATTENDANCE: 1,023,477 (H-601,712; A-421,765)

(Attendance - regular season only)

COACH: Chuck Knox

# BUFFALO BILLS

## REGULAR SEASON RESULTS, *continued*

### 1982 (4-5) 4TH AFC EAST

DATE	OPPONENT	W-L-T	SCORE	ATT.
9/12	Kansas City Chiefs	W	14-9	79,383
9/16	Minnesota Vikings	W	23-22	77,753
11/21	Miami Dolphins	L	7-9	52,945
11/28	Baltimore Colts	W	20-0	33,985
12/5	@Green Bay Packers (Mil)	L	21-33	46,655
12/12	Pittsburgh Steelers	W	13-0	58,391
12/19	@Tampa Bay Buccaneers	L	23-24	62,510
12/27	@Miami Dolphins	L	10-27	73,924
1/2	@New England Patriots	L	19-30	36,218

COACH: Chuck Knox

Home: 4-1; Away: 0-4

TOTAL ATTENDANCE: 521,764 (H-302,457; A-219,307)

### 1983 (8-8) TIED 2ND AFC EAST

DATE	OPPONENT	W-L-T	SCORE	ATT.
9/4	Miami Dolphins	L	0-12	78,715
9/11	@Cincinnati Bengals	W	10-6	46,839
9/18	Baltimore Colts	W	28-23	40,937
9/25	Houston Oilers	W	30-13	60,070
10/3	New York Jets	L	10-34	79,933
10/9	@Miami Dolphins	W(OT)	38-35	59,948
10/16	@Baltimore Colts	W	30-7	38,565
10/23	New England Patriots	L	0-31	60,424
10/30	New Orleans Saints	W	27-21	49,413
11/6	@New England Patriots	L	7-21	42,604
11/13	@New York Jets	W	24-17	48,513
11/20	Los Angeles Raiders	L	24-27	72,393
11/27	@Los Angeles Rams	L	17-41	48,246
12/4	@Kansas City Chiefs	W	14-9	27,104
12/11	San Francisco 49ers	L	10-23	38,039
12/18	@Atlanta Falcons	L	14-31	31,105

COACH: Kay Stephenson

Home: 3-5; Away: 0-3

TOTAL ATTENDANCE: 822,759 (H-479,924; A-342,834)

### 1984 (2-14) 5TH AFC EAST

DATE	OPPONENT	W-L-T	SCORE	ATT.
9/2	New England Patriots	L	17-21	48,528
9/9	@St. Louis Cardinals	L	7-37	35,785
9/17	Miami Dolphins	L	17-21	65,455
9/23	New York Jets	L	26-28	48,330
9/30	@Indianapolis Colts	L	17-31	60,032
10/7	Philadelphia Eagles	L	17-27	37,555
10/14	@Seattle Seahawks	L	28-31	59,034
10/21	Denver Broncos	L	7-37	31,204
10/28	@Miami Dolphins	L	7-38	58,824
11/4	Cleveland Browns	L	10-13	33,343
11/11	@New England Patriots	L	10-38	43,313
11/18	Dallas Cowboys	W	14-3	74,391
11/25	@Washington Redskins	L	14-41	51,513
12/2	Indianapolis Colts	W	21-15	20,693
12/8	@New York Jets	L	17-21	45,378
12/16	@Cincinnati Bengals	L	21-52	55,771

COACH: Kay Stephenson

Home: 2-6; Away: 0-8

TOTAL ATTENDANCE: 769,149 (H-359,499; A-409,650)

### 1985 (2-14) 5TH AFC EAST

DATE	OPPONENT	W-L-T	SCORE	ATT.
9/8	San Diego Chargers	L	9-14	67,597
9/15	@New York Jets	L	3-42	63,449
9/22	New England Patriots	L	14-17	40,334
9/29	Minnesota Vikings	L	20-27	45,667
10/6	*@Indianapolis Colts	L	17-49	60,003
10/13	@New England Patriots	L	3-14	40,462
10/20	Indianapolis Colts	W	21-9	28,430
10/27	@Philadelphia Eagles	L	17-21	60,987
11/3	Cincinnati Bengals	L	17-23	25,640
11/10	Houston Oilers	W	20-0	21,881
11/17	@Cleveland Browns	L	7-17	50,764
11/24	Miami Dolphins	L	14-23	50,474
12/1	@San Diego Chargers	L	7-40	45,487
12/8	New York Jets	L	7-27	23,122
12/15	@Pittsburgh Steelers	L	24-30	35,953
12/22	@Miami Dolphins	L	0-28	64,811

COACH: Kay Stephenson/Hank Bullough

\*Hank Bullough took over as head coach

Home: 2-6; Away: 0-8

TOTAL ATTENDANCE: 725,061 (H-303,145; A-421,916)

# BUFFALO BILLS

## REGULAR SEASON RESULTS, continued

### 1986 (4-12) 4TH AFC EAST

COACH: Hank Bullough/Marv Levy

DATE	OPPONENT	W-L-T	SCORE	ATT.
9/7	New York Jets	L	24-28	79,951
9/14	@Cincinnati Bengals	L(OT)	33-36	52,714
9/21	St. Louis Cardinals	W	17-10	65,762
9/28	Kansas City Chiefs	L	17-20	67,555
10/5	@New York Jets	L	13-14	69,504
10/12	@Miami Dolphins	L	14-27	49,467
10/19	Indianapolis Colts	W	24-13	50,050
10/26	New England Patriots	L	3-23	77,808
11/2	@Tampa Bay Buccaneers	L	28-34	32,806
11/9	*Pittsburgh Steelers	W	16-12	72,000
11/16	Miami Dolphins	L	24-34	72,474
11/23	@New England Patriots	L	19-22	60,455
11/30	@Kansas City Chiefs	W	17-14	31,492
12/7	Cleveland Browns	L	17-21	42,213
12/14	@Indianapolis Colts	L	14-24	52,783
12/21	@Houston Oilers	L	7-16	31,409

\*Marv Levy took over as head coach

Home: 3-5; Away: 1-7

TOTAL ATTENDANCE: 908,443 (H-527,813; A-380,630)

### 1987 (7-8) 4TH AFC EAST

COACH: Marv Levy

DATE	OPPONENT	W-L-T	SCORE	ATT.
9/13	New York Jets	L	28-31	76,718
9/20	Houston Oilers	W	34-30	56,534
10/4	*Indianapolis Colts	L	6-47	9,860
10/11	*@New England Patriots	L	7-14	11,878
10/18	*New York Giants	W(OT)	6-3	15,737
10/25	@Miami Dolphins	W(OT)	34-31	61,295
11/1	Washington Redskins	L	7-27	71,640
11/8	Denver Broncos	W	21-14	63,698
11/15	@Cleveland Browns	L	21-27	78,409
11/22	@New York Jets	W	17-14	58,407
11/29	Miami Dolphins	W	27-0	68,055
12/6	@Los Angeles Raiders	L	21-34	43,143
12/13	@Indianapolis Colts	W	27-3	60,253
12/20	New England Patriots	L	7-13	74,945
12/27	@Philadelphia Eagles	L	7-17	57,547

Home: 4-4; Away: 3-4

TOTAL ATTENDANCE: 808,119 (H-437,187; A-370,932)

\* Strike games

### 1988 (12-4) 1ST AFC EAST

COACH: Marv Levy

DATE	OPPONENT	W-L-T	SCORE	ATT.
9/4	Minnesota Vikings	W	13-10	76,783
9/11	Miami Dolphins	W	9-6	79,520
9/18	@New England Patriots	W	16-14	55,945
9/25	Pittsburgh Steelers	W	36-28	78,735
10/2	@Chicago Bears	L	3-24	62,793
10/9	Indianapolis Colts	W	34-23	76,018
10/17	@New York Jets	W	37-14	70,218
10/23	New England Patriots	W	23-20	76,824
10/30	Green Bay Packers	W	28-0	79,176
11/6	@Seattle Seahawks	W	13-3	61,074
11/14	@Miami Dolphins	W	31-6	67,091
11/20	New York Jets	#W(OT)	9-6	78,389
11/27	@Cincinnati Bengals	L	21-35	58,672
12/4	@Tampa Bay Buccaneers	L	5-10	49,498
12/11	Los Angeles Raiders	W	37-21	77,348
12/18	@Indianapolis Colts	L	14-17	59,908

#Clinched AFC East Title

Home: 8-0; Away: 4-4

AFC DIVISIONAL PLAYOFF

1/1	Houston Oilers	W	17-10	79,532
-----	----------------	---	-------	--------

AFC CHAMPIONSHIP GAME

1/8	@Cincinnati Bengals	L	10-21	59,747
-----	---------------------	---	-------	--------

TOTAL ATTENDANCE: 1,107,992 (H-622,793; A-485,199)

(Attendance - regular season only)

# BUFFALO BILLS

## REGULAR SEASON RESULTS, continued

### 1989 (9-7) 1ST AFC EAST

DATE	OPPONENT	W-L-T	SCORE	ATT.
9/10	@Miami Dolphins	W	27-24	54,541
9/18	Denver Broncos	L	14-28	78,176
9/24	@Houston Oilers	W(OT)	47-41	57,278
10/1	New England Patriots	W	31-10	78,921
10/8	@Indianapolis Colts	L	14-37	58,890
10/16	Los Angeles Rams	W	23-20	76,231
10/22	New York Jets	W	34-3	76,811
10/29	Miami Dolphins	W	31-17	80,208
11/5	@Atlanta Falcons	L	28-30	45,267
11/12	Indianapolis Colts	W	30-7	79,256
11/19	@New England Patriots	L	24-33	49,663
11/26	Cincinnati Bengals	W	24-7	80,074
12/4	@Seattle Seahawks	L	16-17	57,682
12/10	New Orleans Saints	L	19-22	70,037
12/17	@San Francisco 49ers	L	10-21	60,927
12/23	@New York Jets	#W	37-0	21,148

#Clinched AFC East Title

Home: 6-2; Away: 3-5

#### AFC DIVISIONAL PLAYOFF

1/6	@Cleveland	L	30-34	77,706
-----	------------	---	-------	--------

TOTAL ATTENDANCE: 1,025,110 (H-619,714; A-405,396)  
(Attendance - regular season only)

### 1990 (13-3) 1ST AFC EAST

DATE	OPPONENT	W-L-T	SCORE	ATT.
9/9	Indianapolis Colts	W	26-10	78,899
9/16	@Miami Dolphins	L	7-30	68,142
9/24	@New York Jets	W	30-7	69,927
9/30	Denver Broncos	W	29-28	74,393
10/7	Los Angeles Raiders	W	38-24	80,076
10/21	New York Jets	W	30-27	79,002
10/28	@New England Patriots	W	27-10	51,959
11/4	@Cleveland Browns	W	42-0	78,331
11/11	Phoenix Cardinals	W	45-14	74,904
11/18	New England Patriots	W	14-0	74,720
11/26	@Houston Oilers	L	24-27	60,130
12/2	Philadelphia Eagles	W	30-23	79,320
12/9	@Indianapolis Colts	W	31-7	53,268
12/15	@New York Giants	W	17-13	66,893
12/23	Miami Dolphins	#W	24-14	80,235
12/30	@Washington Redskins	L	14-29	52,397

#Clinched AFC East Title

Home: 8-0; Away: 5-3

#### AFC DIVISIONAL PLAYOFF

1/12	Miami Dolphins	W	44-34	77,087
------	----------------	---	-------	--------

#### AFC CHAMPIONSHIP GAME

1/20	Los Angeles Raiders	W	**51-3	80,324
------	---------------------	---	--------	--------

#### SUPER BOWL XXV, TAMPA STADIUM

1/27	New York Giants	L	19-20	73,813
------	-----------------	---	-------	--------

TOTAL ATTENDANCE: 1,122,596 (H-621,549; A-501,047)  
(Attendance - regular season only) \*\*Largest Margin of Victory in Club History

### 1991 (13-3) 1ST AFC EAST

DATE	OPPONENT	W-L-T	SCORE	ATT.
9/1	Miami Dolphins	W	35-31	80,252
9/8	Pittsburgh Steelers	W	52-34	79,545
9/15	@New York Jets	W	23-20	65,309
9/22	@Tampa Bay Buccaneers	W	17-10	57,323
9/29	Chicago Bears	W	35-20	80,366
10/7	@Kansas City Chiefs	L	6-33	76,120
10/13	Indianapolis Colts	W	42-6	79,015
10/21	Cincinnati Bengals	W	35-16	80,131
11/3	New England Patriots	W	22-17	78,278
11/10	@Green Bay Packers	W	34-24	52,175
11/18	@Miami Dolphins	W	41-27	71,062
11/24	@New England Patriots	L	13-16	47,053
12/1	New York Jets	#W	24-13	80,243
12/8	@Los Angeles Raiders	W(OT)	30-27	85,081
12/15	@Indianapolis Colts	W	35-7	48,286
12/22	Detroit Lions	L(OT)	14-17	78,059

#Clinched AFC East Title

Home: 7-1; Away: 6-2

# BUFFALO BILLS

1991 SEASON RESULTS, continued

AFC DIVISIONAL PLAYOFF				
1/5	Kansas City Chiefs	W	37-14	80,182
AFC CHAMPIONSHIP GAME				
1/12	Denver Broncos	W	10-7	80,272
SUPER BOWL XXVI, METRODOME				
1/26	Washington Redskins	L	24-37	63,130

TOTAL ATTENDANCE: 1,138,298 (H-635,889++; A-502,409)  
 (Attendance - regular season only) ++NFL Single Season In-Stadium Att. Record

## 1992 (11-5) 2ND AFC EAST

DATE	OPPONENT	W-L-T	SCORE	ATT.	COACH: Marv Levy
9/6	Los Angeles Rams	W	40-7	79,001	
9/13	@San Francisco 49ers	W	34-31	64,053	
9/20	Indianapolis Colts	W	38-0	77,781	
9/27	@New England Patriots	W	41-7	52,527	
10/4	Miami Dolphins	L	10-37	+80,368	
10/11	@Los Angeles Raiders	L	3-20	52,287	
10/26	@New York Jets	W	24-20	68,181	
11/1	New England Patriots	W	16-7	78,268	
11/8	Pittsburgh Steelers	W	28-20	80,294	
11/16	@Miami Dolphins	W	26-20	70,629	
11/22	Atlanta Falcons	W	41-14	80,004	
11/29	@Indianapolis Colts	L(OT)	13-16	50,221	
12/6	New York Jets	L	17-24	75,876	
12/12	Denver Broncos	W	27-17	71,740	
12/20	@New Orleans	W	20-16	68,591	
12/27	@Houston Oilers	L	3-27	61,742	

+Largest In-Stadium Attendance at Rich Stadium  
 Home: 6-2; Away: 5-3

AFC WILD CARD PLAYOFF				
1/3	Houston Oilers	W(OT)	41-38	75,141
AFC DIVISIONAL PLAYOFF				
1/9	@Pittsburgh Steelers	W	24-3	60,407
AFC CHAMPIONSHIP GAME				
1/17	@Miami Dolphins	W	29-10	72,703
SUPER BOWL XXVII, ROSE BOWL				
1/31	Dallas Cowboys	L	17-52	98,374

TOTAL ATTENDANCE: 1,111,563 (H-623,332; A-488,231)  
 (Attendance - regular season only)

## 1993 (12-4) 1ST AFC EAST

DATE	OPPONENT	W-L-T	SCORE	ATT.	COACH: Marv Levy
9/5	New England Patriots	W	38-14	79,751	
9/12	@Dallas Cowboys	W	13-10	63,226	
9/26	Miami Dolphins	L	13-22	79,635	
10/3	New York Giants	W	17-14	79,283	
10/11	Houston Oilers	W	35-7	79,613	
10/24	@New York Jets	W	19-10	71,541	
11/1	Washington Redskins	W	24-10	79,106	
11/7	@New England Patriots	W(OT)	13-10	54,326	
11/15	@Pittsburgh Steelers	L	0-23	60,265	
11/21	Indianapolis Colts	W	23-9	79,101	
11/28	@Kansas City Chiefs	L	7-23	74,452	
12/5	Los Angeles Raiders	L	24-25	79,478	
12/12	@Philadelphia Eagles	W	10-7	60,769	
12/19	@Miami Dolphins	W	47-34	71,597	
12/26	New York Jets	#W	16-14	70,817	
1/2	@Indianapolis Colts	W	30-10	43,028	

#Cinched AFC East Title  
 Home: 6-2; Away: 6-2

AFC DIVISIONAL PLAYOFF				
1/15	Los Angeles Raiders	W	29-23	61,923
AFC CHAMPIONSHIP GAME				
1/23	Kansas City Chiefs	W	30-13	76,642
SUPER BOWL XXVIII, GEORGIA DOME				
1/30	Dallas Cowboys	L	13-30	72,817

TOTAL ATTENDANCE: 1,125,988 (H-626,784; A-499,204)  
 (Attendance - regular season only)

# BUFFALO BILLS

## REGULAR SEASON RESULTS, *continued*

### 1994 (7-9) 4TH AFC EAST

DATE	OPPONENT	W-L-T	COACH: Marv Levy	
			SCORE	ATT.
9/4	New York Jets	L	3-23	79,460
9/11	@New England Patriots	W	38-35	60,274
9/18	@Houston Oilers	W	15-7	55,242
9/26	Denver Broncos	W	27-20	75,373
10/2	@Chicago Bears	L	13-20	62,406
10/9	Miami Dolphins	W	21-11	79,491
10/16	Indianapolis Colts	L	17-27	79,404
10/30	Kansas City Chiefs	W	44-10	79,501
11/6	@New York Jets	L	17-22	66,949
11/14	@Pittsburgh Steelers	L	10-23	59,019
11/20	Green Bay Packers	W	29-20	79,029
11/24	@Detroit Lions	L	21-35	75,672
12/4	@Miami Dolphins	W	42-31	69,358
12/11	Minnesota Vikings	L	17-21	66,501
12/18	New England Patriots	L	17-41	56,784
12/24	@Indianapolis Colts	L	9-10	38,458

Home: 4-4; Away: 3-5

TOTAL ATTENDANCE: 1,082,921 (H-595,543; A-487,378)

### 1995 (10-6) 1ST AFC EAST

DATE	OPPONENT	W-L-T	COACH: Marv Levy	
			SCORE	ATT.
9/3	@Denver Broncos	L	7-22	75,157
9/10	Carolina Panthers	W	31-9	79,190
9/17	Indianapolis Colts	W	20-14	62,499
10/2	@Cleveland	W	22-19	76,211
10/8	New York Jets	W	29-10	79,485
10/15	Seattle Seahawks	W	27-21	74,362
10/23	@New England Patriots	L	14-27	60,203
10/29	@Miami Dolphins	L	6-23	71,060
11/5	@Indianapolis Colts	W	16-10	59,612
11/12	Atlanta Falcons	W	23-17	62,690
11/19	@New York Jets	W	28-26	54,436
11/26	New England Patriots	L	25-35	69,384
12/3	@San Francisco 49ers	L	17-27	65,568
12/10	@St. Louis Rams	W	45-27	64,623
12/17	Miami Dolphins	W	23-20	79,531
12/24	Houston Oilers	L	17-28	45,253

Home: 6-2; Away: 4-4

12/30	Miami Dolphins	AFC WILD CARD PLAYOFF	37-22	73,103
		W		
1/6	@Pittsburgh Steelers	AFC DIVISIONAL PLAYOFF	40-21	59,072
		L		

TOTAL ATTENDANCE: 1,079,264 (H-552,394; A-526,870)

(Attendance - regular season only)

### 1996 (10-6) 2ND AFC EAST

DATE	OPPONENT	W-L-T	COACH: Marv Levy	
			SCORE	ATT.
9/1	@New York Giants	W(OT)	23-20	74,218
9/8	New England Patriots	W	17-10	78,104
9/16	@Pittsburgh Steelers	L	6-24	59,002
9/22	Dallas Cowboys	W	10-7	78,098
10/6	Indianapolis Colts	W(OT)	16-13	79,401
10/13	Miami Dolphins	L	7-21	79,642
10/20	@New York Jets	W	25-22	49,775
10/27	@New England Patriots	L	25-28	58,858
11/3	Washington Redskins	W	38-13	78,002
11/10	@Philadelphia Eagles	W	24-17	66,613
11/17	Cincinnati Bengals	W	31-17	75,579
11/24	New York Jets	W	35-10	60,854
12/1	@Indianapolis Colts	L(OT)	10-13	53,804
12/8	@Seattle Seahawks	L	18-26	41,373
12/16	@Miami Dolphins	L	14-16	67,016
12/22	Kansas City Chiefs	W	20-9	68,671

Home: 7-1; Away: 3-5

12/28	Jacksonville Jaguars	AFC WILD CARD PLAYOFF	27-30	70,213
		L		

TOTAL ATTENDANCE: 1,069,010 (H-598,351; A-470,659)

(Attendance - regular season only)

## BILLS HOME/AWAY RECORD

HOME RECORD					ROAD RECORD				
Year	W	L	T	Pct.	Year	W	L	T	Pct.
1960	3	4	0	.429	1960	2	4	1	.357
1961	2	5	0	.286	1961	4	3	0	.571
1962	3	3	1	.500	1962	4	3	0	.571
1963	4	2	1	.643	1963	3	4	0	.429
1964	6	1	0	.857	1964	6	1	0	.857
1965	5	2	0	.714	1965	5	1	1	.786
1966	4	2	1	.663	1966	5	2	0	.714
1967	2	5	0	.286	1967	2	5	0	.286
1968	1	6	0	.143	1968	0	6	1	.083
1969	4	3	0	.571	1969	0	7	0	.000
1970	1	6	0	.143	1970	2	4	1	.357
1971	1	6	0	.143	1971	0	7	0	.000
1972	2	4	1	.357	1972	2	5	0	.286
1973	5	2	0	.714	1973	4	3	0	.571
1974	5	2	0	.714	1974	4	3	0	.571
1975	3	4	0	.429	1975	5	2	0	.714
1976	1	6	0	.143	1976	1	6	0	.143
1977	1	6	0	.143	1977	2	5	0	.286
1978	4	4	0	.500	1978	1	7	0	.125
1979	3	5	0	.375	1979	4	4	0	.500
1980	6	2	0	.750	1980	5	3	0	.625
1981	7	1	0	.875	1981	3	5	0	.375
1982	4	1	0	.800	1982	0	4	0	.000
1983	3	5	0	.375	1983	5	3	0	.625
1984	2	6	0	.250	1984	0	8	0	.000
1985	2	6	0	.250	1985	0	8	0	.000
1986	3	5	0	.375	1986	1	7	0	.125
1987	4	4	0	.500	1987	3	4	0	.429
1988	8	0	0	1.000	1988	4	4	0	.500
1989	6	2	0	.750	1989	3	5	0	.375
1990	8	0	0	1.000	1990	5	3	0	.625
1991	7	1	0	.875	1991	6	2	0	.750
1992	6	2	0	.750	1992	5	3	0	.625
1993	6	2	0	.750	1993	6	2	0	.750
1994	4	4	0	.500	1994	3	5	0	.375
1995	6	2	0	.750	1995	4	4	0	.500
1996	7	1	0	.875	1996	3	5	0	.375
<b>Totals</b>	<b>149</b>	<b>122</b>	<b>4</b>	<b>.549</b>	<b>Totals</b>	<b>112</b>	<b>157</b>	<b>4</b>	<b>.417</b>

### 37-YEAR TOTALS

	W	L	T	Pct.
Home Games	149	122	4	.549
Road Games	112	157	4	.417
Playoff Games-Home	10	3	0	.769
Playoff Games-Road	4	6	0	.400
Neutral Site Playoff Game	0	4	0	.000
<b>Totals</b>	<b>275</b>	<b>292</b>	<b>8</b>	<b>.485</b>

## SEASON ATTENDANCE

### SEASON SEAT SALES AND ATTENDANCE

Year	Season Ticket Sales	Total Home Att.	Total Road Att.	Yearly Total Att.	Yearly Games Played	Yearly Avg. Att.
1960	5,265	111,860	106,921	218,781	14	15,627
1961	6,330	133,408	99,324	232,732	14	16,624
1962	6,947	195,436	148,279	343,715	14	24,552
1963	9,996	*240,763	132,310	*373,073	*15	*24,872
1964	20,000	*297,576	176,481	*474,057	*15	*31,604
1965	26,303	306,675	*239,707	*546,382	*15	*36,426
1966	23,248	*341,207	273,629	*614,836	*15	*40,989
1967	23,562	280,461	248,277	528,738	14	37,767
1968	21,276	251,796	244,633	496,429	14	35,459
1969	22,654	286,466	323,698	610,164	14	43,583
1970	22,558	277,966	371,115	649,081	14	46,363
1971	21,671	274,441	383,763	658,204	14	47,015
1972	24,700	313,667	437,896	751,563	14	53,683
*1973	52,474	531,270	402,558	933,828	14	66,702
*1974	54,182	555,496	*457,692	*1,013,188	*15	*66,995
*1975	43,184	537,619	387,257	924,876	14	64,403
1976	33,308	390,095	370,658	760,753	14	54,340
1977	20,624	286,413	386,700	673,113	14	48,080
1978	18,084	377,482	364,231	741,713	16	46,357
1979	20,287	451,140	391,100	842,240	16	52,640
1980	21,413	585,649	*415,297	*1,000,946	*17	*58,879
1981	30,288	601,712	*534,235	*1,135,947	*18	*63,108
1982	30,139	302,457	219,307	521,764	9	57,974
1983	21,324	479,924	342,835	822,759	16	51,422
1984	19,179	359,499	409,650	769,149	16	48,072
1985	19,031	303,145	421,916	725,061	16	45,316
1986	28,225	531,813	349,221	881,034	16	55,065
1987	33,625	437,187	370,932	808,119	15	53,875
*1988	40,117	*702,325	*544,946	*1,247,271	*18	*69,294
*1989	47,865	619,714	*483,102	*1,102,816	*17	*64,872
*1990	46,037	*778,960	*574,860	*1,353,820	*19	*71,254
*1991	54,604	*796,343	502,409	*1,298,752	*19	*71,678
*1992	57,132	*698,473	*719,715	*1,418,188	*20	*70,909
*1993	53,004	*766,194	*572,021	*1,338,215	*19	*70,388
1994	44,009	595,543	487,641	1,083,184	16	67,699
1995	40,806	*625,497	*585,942	*1,211,439	*18	*67,302
1996	41,504	*668,534	470,659	1,139,193	17	*67,011
Totals	1,104,955	*16,294,206	*13,950,917	*30,245,123	*575	*52,600

• led the NFL in attendance

\* Includes playoff games

### VIEWERS' CHOICE

The Bills have been involved in two of the 10 Most-Watched Programs in Television History:

Program	Date	Network	# Viewers
1. Super Bowl XXX	1/28/96	NBC	138,000,000
2. Super Bowl XXVIII	1/30/94	NBC	134,800,000
3. Super Bowl XXVII	1/31/93	NBC	133,400,000
4. Super Bowl XXXI	1/26/97	FOX	128,000,000
5. Super Bowl XX	1/26/86	NBC	127,000,000
6. Winter Olympics	1/23/94	CBS	126,686,000
7. Super Bowl XXIX	1/29/95	ABC	125,216,000
8. Super Bowl XXI	1/25/87	CBS	122,640,000
9. M*A*S*H (Special)	1/28/83	CBS	121,624,000
10. Winter Olympics	1/25/94	CBS	119,900,000



## BILLS SERIES SCORES WITH OPPONENTS AMERICAN FOOTBALL CONFERENCE (229-243-7) .485

### AFC EAST (130-132-3) .496

#### INDIANAPOLIS (29-23-1) .557

1970-	Tie, 17-17(Balt) 60,240
	Colts, 20-14(Buf) 34,346
1971-	Colts, 43-0(Buf) 46,206
	Colts, 24-0(Balt) 58,476
1972-	Colts, 17-0(Buf) 46,206
	Colts, 35-7(Balt) 55,390
1973-	Bills, 31-13(Buf) 78,875
	Bills, 24-17(Balt) 52,250
1974-	Bills, 27-14(Balt) 40,626
	Bills, 6-0(Buf) 75,325
1975-	Bills, 38-31(Balt) 43,907
	Colts, 42-35(Buf) 77,320
1976-	Colts, 31-13(Buf) 71,009
	Colts, 58-20(Balt) 50,451
1977-	Colts, 17-14(Balt) 49,247
	Colts, 31-13(Buf) 39,444
1978-	Bills, 24-17(Buf) 55,270
	Bills, 24-14(Balt) 25,415
1979-	Bills, 31-13(Balt) 30,904
	Colts, 14-13(Buf) 50,581
1980-	Colts, 17-12(Buf) 73,634
	Colts, 28-24(Balt) 36,184
1981-	Bills, 35-3(Balt) 44,950
	Bills, 23-17(Buf) 77,811
1982-	Bills, 20-0(Buf) 33,985
1983-	Bills, 28-23(Buf) 40,937
	Bills, 30-7(Balt) 38,565
1984-	Colts, 31-17(I) 60,032
	Bills, 21-15(Buf) 20,693
1985-	Colts, 49-17(I) 60,003
	Bills, 21-9(Buf) 28,430
1986-	Bills, 24-13(Buf) 50,050
	Colts, 24-14(I) 52,783
1987-	Colts, 47-6(Buf) 9,860
	Bills, 27-3(I) 60,253
1988-	Bills, 34-23(Buf) 76,018
	Colts, 17-14(I) 59,908
1989-	Colts, 37-14(I) 58,890
	Bills, 30-7(Buf) 79,256
1990-	Bills, 26-10(Buf) 78,899
	Bills, 31-7(I) 53,268
1991-	Bills, 42-6(Buf) 79,015
	Bills, 35-7(I) 48,286
1992-	Bills, 38-0(Buf) 77,781
	Colts, 13-16 OT(I) 50,221
1993-	Bills, 23-9(Buf) 79,101
	Bills, 30-10(I) 48,028
1994-	Colts, 17-27(Buf) 79,404
	Colts, 9-10(I) 38,458
1995-	Bills, 20-14(Buf) 62,499
	Bills, 16-10(I) 59,612
1996-	Bills, 16-13 OT(Buf) 79,401
	Colts, 13-10 OT(I) 53,804

#### MIAMI (24-40-1) .377

1966-	Bills, 58-24(B) 37,546
	Bills, 29-0 (M) 37,177
1967-	Bills, 35-13(B) 31,622
	Dolphins, 17-14(M) 27,050
1968-	Tie, 14-14(M) 28,559
	Dolphins, 21-17(B) 28,751
1969-	Dolphins, 24-6(M) 39,837
	Bills, 28-3(B) 32,686
1970-	Dolphins, 33-14(B) 41,312
	Dolphins, 45-7(M) 70,990
1971-	Dolphins, 29-14(B) 45,139
	Dolphins, 34-0(M) 61,061
1972-	Dolphins, 24-23(M) 80,010
	Dolphins, 30-16(B) 46,206
1973-	Dolphins, 27-6(M) 65,241
	Dolphins, 17-0(B) 77,138
1974-	Dolphins, 24-16(B) 78,990
	Dolphins, 35-28(M) 69,313
1975-	Dolphins, 35-30(B) 79,141
	Dolphins, 31-21(M) 78,701
1976-	Dolphins, 30-21(B) 77,683
	Dolphins, 45-27(M) 43,475

1977-	Dolphins, 13-0(B) 76,097
	Dolphins, 31-14(M) 39,626
1978-	Dolphins, 31-24(M) 48,373
	Dolphins, 25-24(B) 48,623
1979-	Dolphins, 9-7(B) 69,441
	Dolphins, 17-7(M) 45,597
1980-	Bills, 17-7(B) 79,598
	Dolphins, 17-14(M) 41,636
1981-	Bills, 31-21(B) 78,576
	Dolphins, 16-6(M) 72,956
1982-	Dolphins, 9-7(B) 52,945
	Dolphins, 27-10(M) 73,924
1983-	Dolphins, 12-0(B) 78,715
	Bills, 38-35 OT(M) 59,948
1984-	Dolphins, 21-17 (B) 65,455
	Dolphins, 38-7(M) 58,824
1985-	Dolphins, 23-14(B) 50,474
	Dolphins, 28-0(M) 64,811
1986-	Dolphins, 27-14(M) 49,467
	Dolphins, 34-24(B) 76,474
1987-	Bills, 34-31 OT (M) 61,295
	Bills, 27-0(B) 68,055
1988-	Bills, 9-6(B) 79,520
	Bills, 31-6(M) 67,091
1989-	Bills, 27-24(M) 54,541
	Bills, 31-17(B) 80,208
1990-	Dolphins, 30-7(M) 68,142
	Bills, 24-14(B) 80,235
	* Bills, 44-34(B) 77,087
1991-	Bills, 35-31(B) 80,252
	Bills, 41-27(M) 71,062
1992-	Dolphins, 10-37(B) 80,368
	Bills, 26-20(M) 70,629
	** Bills, 29-10(M) 72,703
1993-	Dolphins, 13-22(B) 79,635
	Bills, 47-34(M) 71,597
1994-	Bills, 21-11(B) 79,491
	Bills, 42-31(M) 69,358
1995-	Dolphins, 6-23(M) 71,060
	Bills, 23-20(B) 79,531
	+ Bills, 37-22(B) 73,103
1996-	Dolphins, 21-7(B) 79,642
	Dolphins, 16-14(M) 67,016

+AFC Wildcard Playoff

\* AFC Divisional Playoff

\*\* AFC Championship

### NEW ENGLAND (35-38-1) .480

1960-	Bills, 13-0(Bos) 20,732
	Bills, 38-14(Buf) 14,335
1961-	Patriots, 23-21(Buf) 21,504
	Patriots, 52-21(Bos) 9,398
1962-	Tie, 28-28(Buf) 33,247
	Patriots, 21-10(Bos) 20,021
1963-	Bills, 28-21(Buf) 29,243
	Patriots, 17-7(Bos) 16,931
	**Patriots, 26-8(Buf) 30,044
1964-	Patriots, 36-28(Buf) 42,308
	Bills, 24-14(Bos) 38,021
1965-	Bills, 24-7(Buf) 45,502
	Bills, 23-7(Bos) 24,415
1966-	Patriots, 20-10(Buf) 45,542
	Patriots, 14-3(Bos) 39,350
1967-	Patriots, 23-0(Buf) 45,748
	Bills, 44-16(Bos) 20,627
1968-	Patriots, 16-7(Buf) 38,865
	Patriots, 23-6(Bos) 21,082
1969-	Bills, 23-16(Buf) 46,201
	Patriots, 35-21(Bos) 25,584
1970-	Bills, 45-10(Bos) 31,148
	Patriots, 14-10(Buf) 31,427
1971-	Patriots, 38-33(NE) 57,446
	Bills, 27-20(Buf) 27,166
1972-	Bills, 38-14(Buf) 41,749
	Bills, 27-24(NE) 60,999
1973-	Bills, 31-13(NE) 56,119
	Bills, 37-13(Buf) 72,470
1974-	Bills, 30-28(Buf) 78,935
	Bills, 29-28(NE) 58,932

# BUFFALO BILLS

*Patriots continued*

1975-	Bills, 45-31(Buf) 65,655
	Bills, 34-14(NE) 58,393
1976-	Patriots, 26-22(Buf) 45,144
	Patriots, 20-10(NE) 61,157
1977-	Bills, 24-14(NE) 60,263
	Patriots, 20-7(Buf) 27,598
1978-	Patriots, 14-10(Buf) 44,897
	Patriots, 26-24(NE) 59,598
1979-	Patriots, 26-6(Buf) 67,935
	Bills, 16-13 OT (NE) 60,991
1980-	Bills, 31-13(Buf) 75,092
	Patriots, 24-2(NE) 58,324
1981-	Bills, 20-17(Buf) 71,593
	Bills, 19-10(NE) 42,549
1982-	Patriots, 30-19(NE) 36,218
1983-	Patriots, 31-0(Buf) 60,424
	Patriots, 21-7(NE) 42,604
1984-	Patriots, 21-17(Buf) 48,528
	Patriots, 38-10(NE) 43,313
1985-	Patriots, 17-14(Buf) 40,334
	Patriots, 14-3(NE) 40,462
1986-	Patriots, 23-3(Buf) 77,808
	Patriots, 22-19(NE) 60,455
1987-	Patriots, 14-7(NE) 11,878
	Patriots, 13-7(Buf) 74,945
1988-	Bills, 16-14(NE) 55,945
	Bills, 23-20(Buf) 76,824
1989-	Bills, 31-10(Buf) 78,921
	Patriots, 33-24(NE) 49,663
1990-	Bills, 27-10(NE) 51,959
	Bills, 14-0(Buf) 74,720
1991-	Bills, 22-17(Buf) 78,278
	Patriots, 16-13(NE) 47,053
1992-	Bills, 41-7(NE) 52,527
	Bills, 16-7(Buf) 78,268
1993-	Bills, 38-14(Buf) 79,751
	Bills, 13-10 OT (NE) 54,326
1994-	Bills, 38-35 (NE) 60,274
	Patriots, 17-41(B) 56,784
1995-	Patriots, 14-27(NE) 60,203
	Patriots, 25-35(B) 69,384
1996-	Bills, 17-10(B) 78,104
	Patriots, 28-25(NE) 58,858

**\*\* AFL Division Playoff**

## **NEW YORK JETS (42-31) .575**

1960-	Titans, 27-3(NY) 10,200
	Titans, 17-13(B) 14,988
1961-	Bills, 41-31(B) 15,584
	Titans, 21-14(NY) 12,023
1962-	Titans, 17-6(B) 24,024
	Bills, 20-3(NY) 16,453
1963-	Bills, 45-14(B) 20,222
	Bills, 19-10(NY) 5,826
1964-	Bills, 34-24(B) 39,621
	Bills, 20-7(NY) 60,300
1965-	Bills, 33-21(B) 45,056
	Jets, 14-12(NY) 57,396
1966-	Bills, 33-23(NY) 61,552
	Bills, 14-3(B) 45,738
1967-	Bills, 20-17(B) 45,748
	Jets, 20-10(NY) 62,671
1968-	Bills, 37-35(B) 38,044
	Jets, 25-21(NY) 61,452
1969-	Jets, 33-19(B) 46,165
	Jets, 16-6(NY) 62,680
1970-	Bills, 34-31(B) 46,206
	Bills, 10-6(NY) 62,712
1971-	Jets, 28-17(NY) 61,498
	Jets, 20-7(B) 41,577
1972-	Jets, 41-24(B) 46,206
	Jets, 41-3(NY) 62,853
1973-	Bills, 9-7(B) 77,425
	Bills, 34-14(NY) 47,740
1974-	Bills, 16-12(B) 76,978
	Jets, 20-10(NY) 32,805
1975-	Bills, 42-14(B) 77,895
	Bills, 24-23(NY) 58,343
1976-	Jets, 17-14(NY) 52,416
	Jets, 19-14(B) 41,258
1977-	Jets, 24-19(B) 32,046
	Bills, 14-10(NY) 31,929
1978-	Jets, 21-20(B) 40,985

	Jets, 45-14(NY) 44,545
1979-	Bills, 46-31(B) 68,731
	Bills, 14-12(NY) 50,647
1980-	Bills, 20-10(B) 65,315
	Bills, 31-24(NY) 45,677
1981-	Bills, 31-0(B) 79,754
	Jets, 33-14(NY) 54,607
	**Bills, 31-27(NY) 57,050
1983-	Jets, 34-10(B) 79,933
	Bills, 24-17(NY) 48,514
1984-	Jets, 28-26(B) 48,330
	Jets, 21-17(NY) 45,378
1985-	Jets, 42-3(NY) 63,449
	Jets, 27-7(B) 23,122
1986-	Jets, 28-24(B) 79,951
	Jets, 14-13(NY) 69,504
1987-	Jets, 31-28(B) 76,718
	Bills, 17-14(NY) 58,407
1988-	Bills, 37-14(NY) 70,218
	Bills, 9-6 OT(B) 78,389
1989-	Bills, 34-3(B) 76,811
	Bills, 37-0(NY) 21,148
1990-	Bills, 30-7(NY) 69,927
	Bills, 30-27(B) 79,002
1991-	Bills, 23-20(NY) 65,309
	Bills, 24-13(B) 80,243
1992-	Bills, 24-20(NY) 68,181
	Jets, 17-24(B) 75,876
1993-	Bills, 19-10(NY) 77,289
	Bills, 16-14(B) 70,817
1994-	Jets, 3-23(B) 79,460
	Jets, 17-22(NY) 66,949
1995-	Bills, 29-10(B) 79,485
	Bills, 28-26(NY) 54,436
1996-	Bills, 25-22(NY) 49,775
	Bills, 35-10(B) 60,854

**\*\* AFC Wildcard Playoff**

## **AFC CENTRAL (35-51) .407**

### **BALTIMORE (0-0) .000**

### **CINCINNATI (8-11) .421**

1968-	Bengals, 34-23(C) 24,405
1969-	Bills, 16-13(B) 35,122
1970-	Bengals, 43-14(B) 43,587
1973-	Bengals, 16-13(B) 76,927
1975-	Bengals, 33-24(C) 56,666
1978-	Bills, 5-0(B) 47,754
1979-	Bills, 51-24(B) 43,504
1980-	Bills, 14-0(C) 40,836
1981-	Bengals, 27-24 OT(C) 46,418
*	Bengals, 28-21 (C) 55,420
1983-	Bills, 10-6(C) 46,839
1984-	Bengals, 52-21(C) 55,771
1985-	Bengals, 23-17(B) 25,640
1986-	Bengals, 36-33 OT(C) 52,714
1988-	Bengals, 35-21(C) 58,672
**	Bengals, 21-10(C) 59,747
1989-	Bills, 24-7(B) 80,074
1991-	Bills, 35-16(B) 80,131
1996-	Bills, 31-17(B) 75,549

**\* AFC Divisional Playoff**

**\*\* AFC Championship**

### **CLEVELAND (4-8) .333**

1972-	Browns, 27-10(C) 70,104
1974-	Bills, 15-10(C) 66,504
1977-	Browns, 27-16(B) 60,905
1978-	Browns, 41-20(C) 51,409
1981-	Bills, 22-13(B) 78,266
1984-	Browns, 13-10(B) 33,343
1985-	Browns, 17-7(C) 54,478
1986-	Browns, 21-17(B) 42,213
1987-	Browns, 27-21(C) 78,409
1989- *	Browns, 34-30(C) 77,706
1990-	Bills, 42-0(C) 78,331
1995-	Bills, 22-19(C) 76,211

**\* AFC Divisional Playoff**

### **HOUSTON (15-21) .417**

1960-	Bills, 25-24(B) 23,001
	Oilers, 31-23(H) 25,243

# BUFFALO BILLS

Oilers continued

1961-	Bills, 22-12(H) 22,761
	Oilers, 28-16(B) 21,237
1962-	Oilers, 28-23(B) 31,236
	Oilers, 17-14(H) 26,350
1963-	Oilers, 31-20(B) 32,340
	Oilers, 28-14(H) 23,948
1964-	Bills, 48-17(H) 26,218
	Bills, 24-10(B) 40,119
1965-	Oilers, 19-17(B) 44,267
	Bills, 29-18(H) 23,087
1966-	Bills, 27-20(B) 42,526
	Bills, 42-20(H) 27,312
1967-	Oilers, 20-3(B) 41,384
	Oilers, 10-3(H) 30,060
1968-	Oilers, 30-7(B) 34,339
	Oilers, 35-6(H) 34,110
1969-	Oilers, 17-3(B) 40,146
	Oilers, 28-24(H) 46,485
1971-	Oilers, 20-14(B) 28,107
1974-	Oilers, 21-9(B) 79,223
1976-	Oilers, 13-3(B) 61,364
1978-	Oilers, 17-10(H) 47,727
1983-	Bills, 30-13(B) 60,070
1985-	Bills, 20-0(B) 21,881
1986-	Oilers, 16-7(H) 31,409
1987-	Bills, 34-30(B) 56,534
1988- *	Bills, 17-10(B) 79,532
1989-	Bills, 47-41OT(H) 57,278
1990-	Oilers, 27-24(H) 60,130
1992-	Oilers, 3-27(H) 61,742
	* Bills, 41-38 OT(B) 75,141
1993-	Bills, 35-7(B) 79,613
1994-	Bills, 15-7(H) 55,242
1995-	Oilers, 17-28(B) 45,253

\* AFC Divisional Playoff

## JACKSONVILLE (0-1) .000

1996- *	Jaguars, 30-27(B) 70,213
---------	--------------------------

\*AFC Wild Card Playoff

## PITTSBURGH (8-10) .444

1970-	Steelers, 23-10(P) 42,140
1972-	Steelers, 38-21(B) 45,882
1974-	* Steelers, 32-14(P) 48,321
1975-	Bills, 30-21(P) 49,348
1978-	Steelers, 28-17(B) 64,147
1979-	Steelers, 28-0(P) 48,002
1980-	Bills, 28-13(B) 79,659
1982-	Bills, 13-0(B) 58,391
1985-	Steelers, 30-24(P) 35,953
1986-	Bills, 16-12(B) 72,000
1988-	Bills, 36-28(B) 78,735
1991-	Bills, 52-34(B) 79,545
1992-	Bills, 28-20(B) 80,294
	* Bills, 24-3(P) 60,407
1993-	Steelers, 0-23(P) 60,265
1994-	Steelers, 10-23 (P) 59,019
1995-	*Steelers, 21-40 (P) 59,072
1996-	Steelers, 6-24(P) 59,002

\* AFC Divisional Playoff

## AFC WEST (64-61-4) .512

### DENVER (18-11-1) .617

1960-	Broncos, 27-21(B) 15,229
	Tie, 38-38(D) 7,785
1961-	Broncos, 22-10(B) 16,636
	Bills, 23-10(D) 7,645
1962-	Broncos, 23-20(B) 30,577
	Bills, 45-38(D) 26,051
1963-	Bills, 30-28(D) 19,424
	Bills, 27-17(B) 30,989
1964-	Bills, 30-13(B) 28,501
	Bills, 30-19(D) 14,431
1965-	Bills, 30-15(D) 30,682
	Bills, 31-13(B) 45,046
1966-	Bills, 38-21(B) 40,583
1967-	Bills, 17-16(D) 35,188
	Broncos, 21-20(B) 30,891
1968-	Broncos, 34-32(D) 35,142
1969-	Bills, 41-28(B) 40,302
1970-	Broncos, 25-10(B) 34,882

1975-	Bills, 38-14(B) 79,864
1977-	Broncos, 26-6(D) 74,897
1979-	Broncos, 19-16(B) 37,886
1981-	Bills, 9-7(B) 77,757
1984-	Broncos, 37-7(B) 31,204
1987-	Bills, 21-14(B) 63,689
1989-	Broncos, 28-14(B) 78,176
1990-	Bills, 29-28(B) 74,393
1991- *	Bills, 10-7(B) 80,272
1992-	Bills, 27-17(B) 71,740
1994-	Bills, 27-20 (B) 75,373
1995-	Broncos, 7-22(D) 73,103

\* AFC Championship

## KANSAS CITY (19-14-1) .573

1960-	Texans, 45-28(B) 19,610
	Texans, 24-7(D) 18,000
1961-	Bills, 27-24(B) 20,678
	Bills, 30-20(D) 15,000
1962-	Texans, 41-21(D) 25,500
	Bills, 23-14(B) 35,261
1963-	Tie, 27-27(B) 17,568
	Bills, 35-26(KC) 25,519
1964-	Bills, 34-17(B) 30,157
	Bills, 35-22(KC) 20,904
1965-	Bills, 23-7(KC) 26,941
	Bills, 34-25(B) 40,298
1966-	Chiefs, 42-20(B) 42,023
	Bills, 29-14(KC) 43,885
	* Chiefs, 31-7(B) 42,080
1967-	Chiefs, 23-13(KC) 41,943
1968-	Chiefs, 18-7(B) 40,748
1969-	Chiefs, 29-7(B) 45,844
	Chiefs, 22-19(KC) 47,112
1971-	Chiefs, 22-9(KC) 48,121
1973-	Bills, 23-14(B) 76,071
1976-	Bills, 50-17(B) 51,909
1978-	Bills, 28-13(B) 47,310
	Chiefs, 14-10(KC) 25,781
1982-	Bills, 14-9(B) 79,383
1983-	Bills, 14-9(KC) 27,104
1986-	Chiefs, 20-17(B) 68,747
	Bills, 17-14(KC) 31,492
1991-	Chiefs, 33-6(KC) 76,120
	** Bills, 37-14(B) 80,182
1993-	Chiefs, 23-7(KC) 74,452
	• Bills, 30-13(B) 76,642
1994-	Bills, 44-10(B) 79,501
1996-	Bills, 20-9(B) 68,671

\* AFL Championship

\*\* AFC Divisional Playoff

• AFC Championship

## OAKLAND RAIDERS (16-15) .516

1960-	Bills, 38-9(B) 8,876
	Raiders, 20-7(O) 8,800
1961-	Raiders, 31-22(B) 17,027
	Bills, 26-21(O) 8,011
1962-	Bills, 14-6(B) 21,037
	Bills, 10-6(O) 11,700
1963-	Raiders, 35-17(O) 17,568
	Bills, 12-0(B) 24,846
1964-	Bills, 23-20(B) 36,451
	Raiders, 16-13(O) 18,134
1965-	Bills, 17-12(B) 41,256
	Bills, 17-14(O) 19,352
1966-	Bills, 31-10(O) 36,781
1967-	Raiders, 24-20(B) 45,758
	Raiders, 28-21(O) 30,738
1968-	Raiders, 48-6(B) 43,056
	Raiders, 13-10(O) 39,883
1969-	Raiders, 50-21(O) 54,418
1972-	Raiders, 28-16(O) 53,501
1974-	Bills, 21-20(B) 79,876
1977-	Raiders, 34-13(O) 51,558
1980-	Bills, 24-7(B) 77,259
1983-	Raiders, 27-24(B) 72,393
1987-	Raiders, 34-21(LA) 43,143
1988-	Bills, 37-21(B) 77,348
1990-	Bills, 38-24(B) 80,076
	* Bills, 51-3(B) 80,324
1991-	Bills, 30-27 OT(LA) 85,081
1992-	Raiders, 3-20(LA) 52,287

# BUFFALO BILLS

Raiders continued

- 1993- Raiders, 24-25(B) 79,478  
 \*\* Bills, 29-23(B) 61,923  
 \* AFC Championship  
 \*\*AFC Divisional Playoff

## SAN DIEGO (9-17-2) .357

- 1960- Chargers, 24-10(B) 15,821  
 Bills, 32-3(LA) 16,161  
 1961- Chargers, 19-11(B) 20,742  
 Chargers, 28-10(SD) 24,486  
 1962- Bills, 35-10(B) 20,074  
 Bills, 40-20(SD) 22,204  
 1963- Chargers, 14-10(SD) 22,344  
 Chargers, 23-13(B) 38,592  
 1964- Bills, 30-3(B) 40,167  
 Bills, 27-24(SD) 34,865  
 \* Bills, 20-7(B) 40,242  
 1965- Chargers, 34-3(B) 45,260  
 Tie, 20-20(SD) 27,473  
 \* Bills, 23-0(SD) 30,361  
 1966- Chargers, 27-7(SD) 27,572  
 Tie, 17-17(B) 45,169  
 1967- Chargers, 37-17(B) 39,310  
 1968- Chargers, 21-6(B) 27,993  
 1969- Chargers, 45-6(SD) 47,582  
 1971- Chargers, 20-3(SD) 49,261  
 1973- Chargers, 34-7(SD) 47,588  
 1976- Chargers, 34-13(B) 41,701  
 1979- Chargers, 27-19(SD) 50,709  
 1980- Bills, 26-24(SD) 51,982  
 \*\*Chargers, 20-14(SD) 52,028  
 1981- Bills, 28-27(SD) 51,488  
 1985- Chargers, 14-9(B) 67,597  
 Chargers, 40-7(SD) 45,487  
 \* AFL Championship  
 \*\* AFC Divisional Playoff

## SEATTLE (2-4) .333

- 1977- Seahawks, 56-17(S) 61,180  
 1984- Seahawks, 31-28(S) 59,034  
 1988- Bills, 13-3(S) 61,074  
 1989- Seahawks, 17-16(S) 57,682  
 1995- Bills, 27-21(B) 74,362  
 1996- Seahawks, 26-18(S) 41,373

## NATIONAL FOOTBALL CONFERENCE (46-48-1) .489

### NFC EAST (15-20) .429

#### ARIZONA (3-3) .500

- 1971- Cardinals, 28-23(B) 40,040  
 1975- Bills, 32-14(StL) 41,899  
 1981- Cardinals, 24-0(StL) 46,214  
 1984- Cardinals, 37-7(StL) 35,785  
 1986- Bills, 17-10(B) 65,762  
 1990- Bills, 45-14(B) 74,904

#### DALLAS (3-5) .375

- 1971- Cowboys, 49-37(B) 46,206  
 1976- Cowboys, 17-10(D) 51,779  
 1981- Cowboys, 27-14(D) 62,583  
 1984- Bills, 14-3(B) 74,391  
 1992- \*\* Cowboys, 17-52(CA) 98,374  
 1993- Bills, 13-10(D) 63,226  
 • Cowboys, 13-30(A) 72,817  
 1996- Bills, 10-7(B) 78,098  
 \*\*Super Bowl XXVII, Rose Bowl  
 •Super Bowl XXVIII, Georgia Dome

#### NEW YORK GIANTS (5-3) .625

- 1970- Giants, 20-6(NY) 62,870  
 1975- Giants, 17-14(B) 79,518  
 1978- Bills, 41-17(B) 28,496  
 1987- Bills, 6-3 OT(B) 15,737  
 1990- Bills, 17-13(NY) 66,893  
 \*\* Giants, 20-19(TB) 73,813  
 1993- Bills, 17-14(B) 79,813  
 1996- Bills, 23-20 OT(NY) 74,218  
 \*\*Super Bowl XXV, Tampa Stadium

#### PHILADELPHIA (4-4) .500

- 1973- Bills, 27-26(B) 72,364

- 1981- Eagles, 20-14(B) 78,331  
 1984- Eagles, 27-17(B) 37,555  
 1985- Eagles, 21-17(P) 60,987  
 1987- Eagles, 17-7(P) 57,547  
 1990- Bills, 30-23(B) 79,320  
 1993- Bills, 10-7(P) 60,769  
 1996- Bills, 24-17(P) 66,613

## WASHINGTON (4-5) .444

- 1972- Bills, 24-17(W) 55,039  
 1977- Redskins, 10-0(B) 22,975  
 1981- Bills, 21-14(B) 59,624  
 1984- Redskins, 41-14(W) 51,513  
 1987- Redskins, 27-7(B) 71,640  
 1990- Redskins, 29-14(W) 52,397  
 1991- \*\* Redskins, 37-24(MN) 63,130  
 1993- Bills, 24-10(B) 79,106  
 1996- Bills, 38-13(B) 78,002  
 \*\* Super Bowl XXVI, Metrodome (MN)

## NFC CENTRAL (12-17-1) .417

### CHICAGO (2-4) .333

- 1970- Bears, 31-13(C) 41,015  
 1974- Bills, 16-6(B) 77,910  
 1979- Bears, 7-0(B) 73,383  
 1988- Bears, 24-3(C) 62,793  
 1991- Bills, 35-20(B) 80,366  
 1994- Bears, 13-20(C) 62,406

### DETROIT (1-3-1) .300

- 1972- Tie, 21-21(B) 41,583  
 1976- Lions, 27-14(D) 66,875  
 1979- Bills, 20-17(D) 62,911  
 1991- Lions, 17-14 OT(B) 78,059  
 1994- Lions, 21-35(D) 75,672

### GREEN BAY (5-1) .833

- 1974- Bills, 27-7(CB) 56,267  
 1979- Bills, 19-12(B) 39,679  
 1982- Packers, 33-21(Mil) 46,655  
 1988- Bills, 28-0(B) 79,176  
 1991- Bills, 34-24(Mil) 52,175  
 1994- Bills, 29-20(B) 79,029

### MINNESOTA (2-5) .286

- 1971- Vikings, 19-0(M) 47,900  
 1975- Vikings, 35-13(B) 54,993  
 1979- Vikings, 10-3(M) 42,339  
 1982- Bills, 23-22(B) 77,753  
 1985- Vikings, 27-20(B) 45,667  
 1988- Bills, 13-10(B) 76,783  
 1994- Vikings, 17-21(B) 66,501

### TAMPA BAY (2-4) .333

- 1976- Bills, 14-9(TB) 44,505  
 1978- Bucs, 31-10(TB) 61,383  
 1982- Bucs, 24-23(TB) 62,510  
 1986- Bucs, 34-28(TB) 32,806  
 1988- Bucs, 10-5(TB) 49,498  
 1991- Bills, 17-10(TB) 57,323

## NFC WEST (15-11) .577

### ATLANTA (4-3) .571

- 1973- Bills, 17-6(A) 58,850  
 1977- Bills, 3-0(B) 27,348  
 1980- Falcons, 30-14(B) 57,959  
 1983- Falcons, 31-14(A) 31,105  
 1989- Falcons, 30-28(A) 45,267  
 1992- Bills, 41-14(B) 80,004  
 1995- Bills, 23-17(B) 62,690

### CAROLINA (1-0) 1.000

- 1995- Bills, 31-9(B) 79,190

### NEW ORLEANS (3-2) .600

- 1973- Saints, 13-0(NO) 74,770  
 1980- Bills, 35-26(NO) 51,154  
 1983- Bills, 27-21(B) 49,413  
 1989- Saints, 22-19(B) 70,037  
 1992- Bills, 20-16(NO) 68,591

# BUFFALO BILLS

NFC West continued

**SAN FRANCISCO (3-3) .500**  
 1972- Bills, 27-20(B) 45,845  
 1980- Bills, 18-13(SF) 37,476  
 1983- 49ers, 23-10(B) 38,039  
 1989- 49ers, 21-10(SF) 60,927  
 1992- Bills, 34-31(SF) 64,053  
 1995- 49ers, 17-27(SF) 65,568

**ST. LOUIS RAMS (4-3) .571**  
 1970- Rams, 19-0(B) 46,206  
 1974- Rams, 19-14(LA) 84,324  
 1980- Bills, 10-7 OT(B) 77,133  
 1983- Rams, 41-17(LA) 48,246  
 1989- Bills, 23-20(B) 76,231  
 1992- Bills, 40-7(B) 79,001  
 1995- Bills, 45-27(St.L) 64,623

## BILLS NIGHT GAMES

Total Night Games Record: 22-23/Home Night Game Record: 12-6

Date	Opponent	W/L	Score
Mon. 10/29/73	KANSAS CITY CHIEFS	W	23-14
Mon. 9/16/74	OAKLAND RAIDERS	W	21-20
Mon. 10/20/75	NEW YORK GIANTS	L	14-17
Mon. 11/17/75	at Cincinnati Bengals	L	24-33
Mon. 9/13/76	MIAMI DOLPHINS	L	21-30
Mon. 11/15/76	at Dallas Cowboys	L	10-17
Mon. 11/28/77	at Oakland Raiders	L	13-34
Mon. 10/12/81	MIAMI DOLPHINS	W	31-21
Thur. 9/27/81	PHILADELPHIA EAGLES	L	14-20
Mon. 11/9/81	at Dallas Cowboys	L	14-27
Thur. 9/16/82	MINNESOTA VIKINGS	W	23-22
Mon. 12/27/82	at Miami Dolphins	L	10-27
Mon. 10/3/83	NEW YORK JETS	L	10-34
Mon. 9/17/84	MIAMI DOLPHINS	L	17-21
Mon. 10/17/88	at New York Jets	W	37-14
Mon. 11/14/88	at Miami Dolphins	W	31-6
Mon. 9/18/89	DENVER BRONCOS	L	14-28
Mon. 10/16/89	LOS ANGELES RAMS	W	23-20
Mon. 12/4/89	at Seattle Seahawks	L	16-17
Mon. 9/24/90	at New York Jets	W	30-7
Sun. 10/7/90	LOS ANGELES RAIDERS	W	38-24
Mon. 11/26/90	at Houston Oilers	L	24-27
Mon. 10/7/91	at Kansas City	L	6-33
Mon. 10/21/91	CINCINNATI	W	35-16
Mon. 11/18/91	at Miami	W	41-27
Sun. 12/15/91	at Indianapolis	W	35-7
Sun. 9/20/92	INDIANAPOLIS	W	38-0
Mon. 10/26/92	at NY Jets	W	24-20
Mon. 11/16/92	at Miami	W	26-20
Sun. 12/27/92	at Houston	L	3-27
Sun. 10/3/93	NY GIANTS	W	17-14
Mon. 10/11/93	HOUSTON	W	35-7
Mon. 11/1/93	WASHINGTON	W	24-10
Mon. 11/15/93	at Pittsburgh	L	0-23
Mon. 9/26/94	DENVER	W	27-20
Mon. 11/14/94	at Pittsburgh	L	10-23
Sun. 12/4/94	at Miami	W	42-31
Sun. 9/3/95	at Denver	L	7-22
Mon. 10/2/95	at Cleveland	W	22-19
Mon. 10/23/95	at New England	L	14-27
Sun. 12/3/95	at San Francisco	L	17-27
Sun. 9/1/96	at NY Giants	W	23-20(OT)
Mon. 9/16/96	at Pittsburgh	L	6-24
Sun. 10/27/96	at New England	L	25-28
Mon. 12/16/96	at Miami	L	14-16

## BILLS IN THE POSTSEASON (14-13)

Date	Opponent	W/L	Score	Attendance
Sat., 12/28/63	* Boston Patriots	L	8-26	33,044
Sat., 12/26/64	^ San Diego Chargers	W	20-7	40,242
Sun., 12/26/65	^ at San Diego Chargers	W	23-0	30,361
Sun., 1/1/67	^ Kansas City Chiefs	L	8-31	42,080
Sun., 12/22/74	* at Pittsburgh Steelers	L	14-32	48,321
Sun., 1/3/81	* at San Diego Chargers	L	14-20	52,028
Sun., 12/27/81	# at New York Jets	W	31-27	57,050
Sun., 1/3/82	* at Cincinnati Bengals	L	21-28	55,420
Sun., 1/1/89	* Houston Oilers	W	17-10	79,532
Sun., 1/8/89	% at Cincinnati Bengals	L	10-21	59,747
Sun., 1/6/90	* at Cleveland Browns	L	30-34	77,706
Sat., 1/12/91	* Miami Dolphins	W	44-34	77,087
Sun., 1/20/91	% Los Angeles Raiders	W	51-3	80,324
Sun., 1/27/91	à New York Giants	L	19-20	73,813
Sun., 1/5/92	* Kansas City Chiefs	W	37-14	80,182
Sun., 1/12/92	% Denver Broncos	W	10-7	80,272
Sun., 1/26/92	β Washington Redskins	L	24-37	63,130
Sun., 1/3/93	# Houston Oilers	W	41-38 (OT)	75,141
Sat., 1/9/93	* at Pittsburgh Steelers	W	24-3	60,407
Sun., 1/17/93	% at Miami Dolphins	W	29-10	72,703
Sun., 1/31/93	ç Dallas Cowboys	L	17-52	98,374
Sat., 1/15/94	* Los Angeles Raiders	W	29-23	61,923
Sun., 1/23/94	% Kansas City Chiefs	W	30-13	76,642
Sun., 1/30/94	ð Dallas Cowboys	L	13-30	72,817
Sat., 12/30/95	# Miami Dolphins	W	37-22	73,103
Sat., 1/6/96	* Pittsburgh Steelers	L	21-40	59,072
Sat., 12/28/96	# Jacksonville Jaguars	L	27-30	70,213

% AFC Championship Game

# Wild Card Game

\* AFL/AFC Divisional Game

^ AFL Championship Game

à Super Bowl XXV at Tampa Stadium (Tampa Bay, FL)

β Super Bowl XXVI at the Metrodome (Minneapolis, MN)

ç Super Bowl XXVII at the Rose Bowl (Pasadena, CA)

ð Super Bowl XXVIII at Georgia Dome (Atlanta, GA)

## PLAYOFF GAME SUMMARIES

1963

AFL EASTERN DIVISION PLAYOFF

**BOSTON PATRIOTS 26, BILLS 8**

DECEMBER 28, 1963 - WAR MEMORIAL STADIUM - (33,044)

Babe Parilli passed for 292 yards and a pair of TDs and Gino Cappelletti kicked 4 FGs to lead the Boston Patriots over Buffalo 26-8. The Boston defense limited the Bills to just 7 yards rushing and intercepted 4 Bills' passes to ruin Buffalo's 1st postseason playoff appearance. Buffalo had just 38 yards total offense in the 1st half as the Patriots broke to a 16-0 lead. The Bills' only scoring threat was set up by a 62-yard KO return by Elbert Dubenion, but Buffalo couldn't move and a 39-yard FG attempt fell short. In the 2nd half, Buffalo scored 1st on a 93-yard pass play from Daryle Lamonica to Dubenion late in the 3rd quarter, but Boston answered with a 68-yard TD capped by a Parilli pass to Larry Garron that put the game out of reach.

PATRIOTS	10	6	0	10	26
BILLS	0	0	8	0	8

### SCORING

Team	Period	Elapsed Time	Scoring Play	Score
Boston	1st	7:35	FG Cappelletti from 28 yds.	3-0
Boston	1st	10:04	TD Garron 59 yd. Parilli pass (Cappelletti PAT)	10-0
Boston	2nd	:41	FG Cappelletti from 12 yds.	13-0
Boston	2nd	8:22	FG Cappelletti from 33 yds.	16-0
Buffalo	3rd	13:29	TD Dubenion 93 yd. Lamonica pass (Tracey)	16-8
Boston	4th	5:06	TD Garron 17 yd. Parilli pass (Cappelletti PAT)	23-8
Boston	4th	7:06	FG Cappelletti from 36 yds.	26-8

# BUFFALO BILLS

1963 AFL EASTERN DIVISION PLAYOFF *continued*

## TEAM STATISTICS

	PATRIOTS	BILLS
First Downs	16	13
Rushes/Yards	36-83	12-7
Net Passing Yards	292	279
Total Net Yards	375	286
Passing (A-C-I)	35-14-1	45-19-4
Punts/Average	7-32.3	8-35.1
Fumbles/Lost	0-0	3-2
Penalties	7-65	9-100
Weather: Fair-cold		

## INDIVIDUAL STATISTICS

Rushing	Patriots: Garron 19-44; Neumann 1-16; Burton 8-12; Crump 5-9; Lott 2-2; Parilli 1-0. BILLS: Gilchrist 8-7; Bass 2-4; Kemp 2-(-4).
Passing	Patriots: Parilli 35-14-300-2 TDs-1 INT. BILLS: Kemp 21-10-133-1 INT.; Lamonica 24-9-168-1 TD-3 INT.
Receiving	Patriots: Garron 4-120, 2 TDs; Cappelletti 4-109; Burton 3-22; Graham 1-22; Lott 1-18; Colclough 1-9. BILLS: Dubenion 3-115, 1 TD; Ferguson 4-47; Bass 4-45; Rutkowski 3-45; Warlick 3-33; Gilchrist 1-11; Miller 1-5.

## BILLS STARTING LINEUPS

**OFFENSE:** QB - Jack Kemp; HB - Elbert Dubenion, Glenn Bass; FB - Cookie Gilchrist; E - Ernie Warlick, Bill Miller; T - Stew Barber, Ken Rice; G - Tom Day, Billy Shaw; C - Al Bemiller; K - Mack Yoho, Cookie Gilchrist  
**DEFENSE:** DE - Ron McDole, Sid Youngelman; DT - Ton Sestak, Jim Dunaway; LB - John Tracey, Harry Jacobs, Mike Stratton; CB - Willie West, Booker Edgerson; S - George Saimes, Ray Abruzzese; P - Daryle Lamonica

## GAME NOTES

- QB Daryle Lamonica's 93-yard TD pass to Elbert Dubenion would mark the longest TD pass in postseason play for the Bills.
- Buffalo's 7 yards rushing vs. Boston still ranks as the lowest single game tally in club playoff history.

1964

## AFL CHAMPIONSHIP BILLS 20, SAN DIEGO CHARGERS 7 DECEMBER 26, 1964 - WAR MEMORIAL STADIUM - (40,242)

Buffalo made its first appearance in an AFL Championship Game a successful one with a 20-7 victory over San Diego. The Chargers scored first and made it look easy, driving 80 yards in just 4 plays, but the momentum quickly changed hands. On the Chargers' 2nd possession, the Bills' Mike Stratton crashed into San Diego RB Keith Lincoln, putting the Chargers starter out of the game, and a sense of excitement rippled through the Buffalo stands. The rest of the game belonged to the Bills. Cookie Gilchrist's 122 rushing yards complimented the varied Bills' passing attack as Buffalo scored 20 unanswered points. A pair of Pete Gogolak FGs and a 4-yard run by Wray Carlton gave Buffalo a 13-7 half-time lead and Jack Kemp's 47-yard pass to Glenn Bass set up a Kemp sneak for a TD in the 3rd quarter that finished the scoring.

CHARGERS	7	0	0	0	7
BILLS	3	10	0	7	20

## SCORING

Team	Period	Elapsed Time	Scoring Play	Score
S.D.	1st	3:11	TD Kocourek 26 yd. Rote pass (Lincoln PAT)	7-0
Buffalo	1st	10:40	FG Gogolak from 12 yards	7-3
Buffalo	2nd	7:49	TD Carlton 4 yd. run (Gogolak PAT)	7-10
Buffalo	2nd	12:32	FG Gogolak from 17 yards	7-13
Buffalo	4th	5:48	TD Kemp 1 yd. run (Gogolak PAT)	7-20

## TEAM STATISTICS

	BILLS	CHARGERS
First Downs	21	15
Rushes/Yards	41-219	18-124
Net Passing Yards	168	135
Total Net Yards	387	259
Passing (A-C-I)	20-10-3	36-13-0
Punts/Average	5-46.8	5-36.4
Fumbles/Lost	0-0	1-0
Penalties	3-45	3-20
Weather: Fair-Cold		

## INDIVIDUAL STATISTICS

Rushing	Chargers: Lincoln 3-47; Lowe 7-34; MacKinnon 1-17; Kinderman 4-14; Hadl 1-13; Rote 1-6; Norton 1-(-7). BILLS: Gilchrist 16-122; Carlton 18-70, 1 TD; Kemp 5-16, 1 TD; Dubenion 1-9; Lamonica 1-2.
Passing	Chargers: Rote 26-10-118-1 TD-2 INT.; Hadl 10-3-31-0 TD-1 INT. BILLS: Kemp 20-10-188-0 TD-0 INT.
Receiving	Chargers: Kinderman 4-52; Kocourek 2-52, 1 TD; Norton 1-13; MacKinnon 3-12; Lincoln 1-11; Lowe 2-9. BILLS: Bass 2-70; Dubenion 3-56; Warlick 2-41; Gilchrist 2-22; Ross 1-(-1).

# BUFFALO BILLS

1964 AFL CHAMPIONSHIP *continued*

## BILLS STARTING LINEUPS

**OFFENSE:** QB - Jack Kemp; HB - Wray Carlton, Elbert Dubenion; FB - Cookie Gilchrist; E - Glenn Bass, Ernie Warlick; T - Stew Barber, Dick Hudson; G - Billy Shaw, Al Bemiller; C - Walt Cudzik; K - Pete Gogolak

**DEFENSE:** DE - Ron McDole, Tom Day; DT - Ton Sestak, Jim Dunaway; LB - John Tracey, Harry Jacobs, Mike Stratton; CB - Butch Byrd, Charley Warner; S - George Saines, Gene Sykes; P - Paul Maguire

## GAME NOTES

- Bills' LB Mike Stratton had a standout performance recording an INT and "The Hit Heard Around the World." With 8:19 left in the first quarter, Stratton nailed San Diego RB Keith Lincoln with a hit which put Lincoln out of the game. "The Hit," which broke one of Lincoln's ribs, was considered the turning point in the game.
- Two ex-Chargers came back to haunt their former team. QB Jack Kemp, picked up off waivers from San Diego for \$100 dollars, fueled the Bills offense past the Chargers. The other Charger cast off, P Paul Maguire, launched a 64-yard punt and killed the Chargers last attempt for a comeback. Maguire's punt was the longest in Bills playoff history.

1965

## AFL CHAMPIONSHIP

# BILLS 23, SAN DIEGO CHARGERS 0

DECEMBER 26, 1965 - BALBOA STADIUM - (30.361)

For the second straight year, the Bills defeated the Chargers to win the AFL Championship. In 8 quarters of championship play, the Chargers managed just 7 points against Buffalo. After an uneventful 1st quarter, Jack Kemp, voted the game's MVP, hit Ernie Warlick with an 18-yard TD pass to open the scoring and 3 minutes later the Bills' Butch Byrd returned a punt 74 yards for a score to put Buffalo on top 14-0. The rest of the game belonged to the Bill's defense as they continually thwarted San Diego's explosive offense. Three Pete Gogolak FGs in the 2nd half added icing to the Bills' championship cake.

CHARGERS	0	0	0	0	0
BILLS	0	14	6	3	23

## SCORING

Team	Period	Elapsed Time	Scoring Play	Score
Buffalo	2nd	4:59	TD Warlick 18 yd. Kemp pass (Gogolak PAT)	7-0
Buffalo	2nd	2:29	TD Byrd 74 yd. punt return (Gogolak PAT)	14-0
Buffalo	3rd	9:21	FG Gogolak from 11 yards	17-0
Buffalo	3rd	:45	FG Gogolak from 39 yards	20-0
Buffalo	4th	11:45	FG Gogolak from 32 yards	23-0

## TEAM STATISTICS

	BILLS	CHARGERS
First Downs	14	12
Rushes/Yards	36-108	27-104
Net Passing Yards	152	119
Total Net Yards	260	223
Passing (A-C-I)	20-9-1	25-12-2
Punts/Average	4-46.3	7-40.7
Fumbles/Lost	0-0	0-0
Penalties	2-21	3-41
Weather: 59 Degrees		

## INDIVIDUAL STATISTICS

Rushing	Chargers: Lowe 12-57; Hadl 8-24; Lincoln 4-16; Foster 2-9; Breaux 1-(-2). BILLS: Carlton 16-63; Joe 16-35; Stone 3-5; Smith 1-5.
Passing	Chargers: Hadl 23-11-140-0 TD-2 INT.; Breaux 2-1-24-0 TD-0 INT. BILLS: Kemp 19-8-155-1 TD-1 INT.; 1-1-12-0 TD-1 INT.
Receiving	Chargers: Alworth 4-82; Norton 1-35; Farr 1-24; MacKinnon 1-10; Lincoln 1-7; Lowe 3-3; Kocourek 1-3. BILLS: Robertson 3-88; Warlick 3-35, 1 TD; Costa 2-32; Tracy 1-12.

## BILLS STARTING LINEUPS

**OFFENSE:** QB - Jack Kemp; HB - Bo Roberson, Billy Joe; FB - Wray Carlton; E - Ed Rutkowski, Paul Costa; T - Stew Barber, Dick Hudson; G - Billy Shaw, Joe O'Donnell; C - Al Bemiller; K - Pete Gogolak

**DEFENSE:** DE - Ron McDole, Tom Day; DT - Ton Sestak, Jim Dunaway; LB - John Tracey, Harry Jacobs, Mike Stratton; CB - Booker Edgeron, Butch Byrd; S - George Saines, Hagood Clarke; P - Paul Maguire

## GAME NOTES

- Buffalo shutout of the Chargers marked the first time a team has held an opponent scoreless in an AFL Championship game.
- CB Butch Byrd's 74-yard TD return of Charger P John Hadl's second quarter punt set an AFL Championship Game record and marked the longest postseason punt return in Bills' history.
- Buffalo became the first AFL team to win back-to-back championships on their first two appearances.



# BUFFALO BILLS

1966

AFL CHAMPIONSHIP

## KANSAS CITY CHIEFS 31, BILLS 7

JANUARY 1, 1967 - WAR MEMORIAL STADIUM - (42,080)

Led by the impeccable quarterbacking of Len Dawson, the Kansas City Chiefs earned the right to play the Green Bay Packers in Super Bowl I by defeating Buffalo, 31-7. The Chiefs' defense forced 4 Buffalo turnovers and limited the Bills to 9 first downs and 40 yards rushing. The Chiefs grabbed an early 7-0 lead, after Buffalo fumbled the opening KO. The Bills countered with a 69-yard bomb from Jack Kemp to Elbert Dubenion to tie the game. Dawson hit Otis Taylor with a 29-yard TD pass in the 2nd quarter to put the Chiefs on top, but Kemp moved Buffalo into scoring position near the end of the half. A Johnny Robinson INT and long return set up Mike Mercer's 32-yard FG with 3 seconds left in the half and Kansas City had the momentum. Buffalo never penetrated the Chief's 40-yard line in the 2nd half while Kansas City added a pair of scores by Mike Garrett to turn the game into a rout.

CHIEFS	7	10	0	14	31
BILLS	7	0	0	0	7

### SCORING

Team	Period	Elapsed Time	Scoring Play	Score
Kansas City	1st	1:43	TD Arbanas 29 yd. Dawson pass (Mercer PAT)	0-7
Buffalo	1st	6:22	TD Dubenion 69 yd. Kemp pass (Lusteg PAT)	7-7
Kansas City	2nd	4:31	TD Taylor 29 yd. Dawson pass (Mercer PAT)	7-14
Kansas City	2nd	14:57	FG Mercer from 32 yards	7-17
Kansas City	4th	6:16	TD Garrett 1 yd. run (Mercer PAT)	7-24
Kansas City	4th	7:47	TD Garrett 18 yd. run (Mercer PAT)	7-31

### TEAM STATISTICS

	CHIEFS	BILLS
First Downs	14	9
Rushes/Yards	33-113	13-40
Net Passing Yards	164	215
Total Net Yards	277	255
Passing (A-C-I)	24-16-0	27-12-2
Punts/Average	6-42.3	8-39.3
Fumbles/Lost	1-0	3-2
Penalties	4-40	3-23
Weather: 32 Degrees		

### INDIVIDUAL STATISTICS

Rushing	Chiefs: Garrett 13-39, 2 TDs; McClinton 11-38; Dawson 5-28; Coan 2-6; Thomas 2-2. BILLS: Gillon 9-31; Burnett 3-6; Kemp 1-3.
Passing	Chiefs: Dawson 24-16-227-2 TDs-0 INT. BILLS: Kemp 27-12-253-1 TD-2 INT.
Receiving	Chiefs: Taylor 5-78, 1 TD; Burford 4-76; Arbanas 2-44, 1 TD; Garrett 4-16; McClinton 1-13. BILLS: Burnett 6-127; Dubenion 2-79, 1 TD; Bass 2-26; Crockett 1-16; Carlton 1-5.

### BILLS STARTING LINEUPS

**OFFENSE:** QB - Jack Kemp; HB - Bobby Burnett; FB - Wray Carlton; WR - Elbert Dubenion, Bobby Crockett; TE - Paul Costa; T - Stew Barber, Dick Hudson;  
G - Billy Shaw, Joe O'Donnell; C - Al Bemiller; K - Booth Lusteg  
**DEFENSE:** DE - Ron McDole, Tom Day; DT - Ton Sestak, Jim Dunaway; LB - John Tracey, Harry Jacobs; ; Mike Stratton; CB - Butch Byrd, Tom Janik; S - George Saines, Hagood Clarke; P - Paul Maguire

### GAME NOTES

- The attendance of 42,080 set a record for the largest crowd to watch an AFL title game.
- Buffalo's loss to the Chiefs left the team one game short of becoming the first AFL team to win three straight championships.

1974

AFC DIVISIONAL PLAYOFF

## PITTSBURGH STEELERS 32, BILLS 14

DECEMBER 22, 1974 - THREE RIVERS STADIUM - (48,321)

A 4-TD explosion in the 2nd quarter propelled Pittsburgh to a 32-14 win over the Bills, spoiling Buffalo's 1st postseason appearance in 8 years. The Bills moved out to an early 7-3 lead on a 22-yard TD pass from Joe Ferguson to Paul Seymour. But Terry Bradshaw ran the Steeler offense to perfection in the 2nd quarter, completing 7 of 8 passes for 143 yards and repeatedly hurting Buffalo with scrambling gains. Rocky Bleier began the Pittsburgh scoring avalanche with a 27-yard TD reception and Franco Harris scored 3 times from inside the 5-yard line as the Steelers moved out to an insurmountable 29-7 lead. In the 2nd half, Buffalo's comeback hopes were stymied by the tough Pittsburgh defense and a stubborn ball control offense that kept the ball away from the Bills.

BILLS	7	0	7	0	14
STEELERS	3	26	0	3	32

# BUFFALO BILLS

1974 AFC DIVISIONAL PLAYOFF *continued*

## SCORING

Team	Period	Elapsed Time	Scoring Play	Score
Pitt.	1st	6:09	FG Gerela from 21 yards	0-3
Buffalo	1st	13:34	TD Seymour 22 yd. Ferguson pass (Leypoldt PAT)	7-3
Pitt.	2nd	3:09	TD Bleier 27 yd. Bradshaw pass (Kick blocked)	7-9
Pitt.	2nd	9:52	TD Harris 1 yd. run (Gerela PAT)	7-16
Pitt.	2nd	11:51	TD Harris 4 yd. run (Kick blocked)	7-22
Pitt.	2nd	14:44	TD Harris 1 yd. run (Gerela PAT)	7-29
Buffalo	3rd	9:25	TD Simpson 3 yd. Ferguson pass (Leypoldt PAT)	14-29
Pitt.	4th	2:39	FG Gerela from 22 yards	14-32

## TEAM STATISTICS

	BILLS	STEELERS
First Downs	15	29
Rushes/Yards	21-100	51-235
Net Passing Yards	164	203
Total Net Yards	264	438
Passing (A-C-I)	26-11-0	21-12-0
Punts/Average	5-39.4	3-38.7
Fumbles/Lost	2-1	2-0
Penalties	3-15	2-10
Weather: 32 Degrees, Cold, Sunny		

## INDIVIDUAL STATISTICS

Rushing	Steelers: Harris 24-74, 3 TDs; Bradshaw 5-48; Bleier 14-45; Davis 5-32; Swann 2-24; Gilliam 1-12. BILLS: Simpson 15-49; Braxton 5-48; Ferguson 1-3.
Passing	Steelers: Bradshaw 19-12-203-1 TD-0 INT.; Gilliam 2-0-0-0 TD-0 INT. BILLS: Ferguson 26-11-164-2 TD-0 INT.
Receiving	Steelers: Swann 3-60; Bleier 3-54, 1 TD; Brown 1-29; McMakin 1-22; Lewis 2-18; Shanklin 1-15; Harris 1-5. BILLS: Hill 4-59; Simpson 3-37, 1 TD; Rashad 1-25; Seymour 2-35, 1 TD; Braxton 1-8.

## BILLS STARTING LINEUPS

**OFFENSE:** QB - Joe Ferguson; RB - O.J. Simpson; FB - Jim Braxton; WR - J.D. Hill, Ahmad Rashad; TE - Paul Seymour; LG - Dave Foley; LT - Reggie McKenzie; C - Mike Montler; RG - Joe DeLamielleure; RT - Donnie Green  
**DEFENSE:** LE - Walt Patulski; NT - Mike Kadish; RE - Earl Edwards; LLB - Dave Washington; ILB - Jim Cheyanski, Doug Allen; RLB - Bo Cornell; LCB - Robert James; RCB - Dwight Harrison; LS - Neal Craig; RS - Rex Kern

## GAME NOTES

- The Buffalo Bills' offensive line did not allow a single sack of QB Joe Ferguson. Pittsburgh's "Steel Curtain" defense lead the league with 52 sacks during the 1974 regular season.

1980

## AFC DIVISIONAL PLAYOFF

**SAN DIEGO CHARGERS 20, BILLS 14**  
 JANUARY 3, 1981 - SAN DIEGO STADIUM - (48,321)

In dramatic fashion, San Diego rallied from a 14-3 deficit as QB Dan Fouts connected with WR Ron Smith on a 50-yard scoring pass with just 2:08 remaining in the game. The reception was only the 5th of the season for Smith. Playing courageously on a badly sprained left ankle, QB Joe Ferguson tried to direct a last ditch bid by the Bills. His efforts were thwarted, however, when a pass was picked off by a San Diego defender after Buffalo had reached midfield. Meeting for the 2nd time at San Diego within a 3-month span, the teams battled on even terms until the Chargers got a late 1st quarter FG. Then the Bills took command with two 2nd period scores. The 1st came on a 1-yard burst up the middle by Roosevelt Leaks. With only 16 seconds remaining in the half, Ferguson connected with WR Frank Lewis on a 9-yard scoring play, upping the Bills' margin to 14-3. San Diego countered with a 3rd quarter TD and 4th period FG before the late heroics by Fouts and Smith.

BILLS	0	14	0	0	14
CHARGERS	3	0	7	10	20

## SCORING

Team	Period	Elapsed Time	Scoring Play	Score
S.D.	1st	11:16	FG Benirschke from 22 yards	3-0
Buffalo	2nd	:44	TD Leaks 1 yd. run	3-7
Buffalo	2nd	14:44	TD Lewis 9 yd. Ferguson pass (Mike-Mayer PAT)	3-14
S.D.	3rd	1:34	TD Joiner 9 yd. Fouts pass (Benirschke PAT)	10-14
S.D.	4th	:51	FG Benirschke from 22 yards	13-14
S.D.	4th	12:52	TD Smith 50 yd. Fouts pass (Benirschke PAT)	20-14

# BUFFALO BILLS

1980 AFC DIVISIONAL PLAYOFF *continued*

## TEAM STATISTICS

	BILLS	CHARGERS
First Downs	17	21
Rushes/Yards	33-97	25-96
Net Passing Yards	147	301
Total Net Yards	244	397
Passing (A-C-I)	30-15-3	37-22-1
Sacked by Opponent	3-33	2-13
Punts/Average	6-44.5	4-27.8
Fumbles/Lost	0-0	3-2
Penalties	5-40	6-66
Time of Possession	33:14	26:46

Weather: 65 Degrees, Mostly cloudy

## INDIVIDUAL STATISTICS

Rushing	Chargers: Muncie 18-80; Thomas 5-22; Fouts 2-(-6). <b>BILLS:</b> Cribbs 18-53; Manucci 2-21; Brown 9-17; Leaks 4-6, 1 TD.
Passing	Chargers: Fouts 37-22-314-2 TD-1 INT. <b>BILLS:</b> Ferguson 29-15-180-1 TD-3 INT., Manucci 1-0-0-0 TD-0 INT.
Receiving	Chargers: Jefferson 7-102; Joiner 4-83, 1 TD; Muncie 6-53; Smith 1-50, 1 TD; McCrary 2-19; Winslow 1-5; Thomas 1-2. <b>BILLS:</b> Brammer 4-62; Lewis 3-45, 1 TD; Cribbs 4-36; Butler 2-19; Leaks 1-17; Hooks 1-17.

## BILLS STARTING LINEUPS

**OFFENSE:** QB - Joe Ferguson; RB - Joe Cribbs; FB - Curtis Brown; WR - Jerry Butler, Frank Lewis; TE - Mark Brammer; LT - Ken Jones; LG - Reggie McKenzie; C - Will Grant; RG - Conrad Dobler; RT - Joe Devlin  
**DEFENSE:** LE - Ben Williams; NT - Fred Smerlas; RE - Sherman White; LLB - Lucius Sanford; ILB - Jim Haslett, Shane Nelson; RLB - Isiah Robertson; LCB - Mario Clark; RCB - Charles Romes; SS - Steve Freeman; FS - Bill Simpson

## GAME NOTES

- The San Diego defense, which led the league during the 1980 regular season in sacks (60), dumped Bills' QB Joe Ferguson three times in the contest. Buffalo's offensive line permitted fewer sacks than any team during the 1980 season (20).

1981

## AFC WILD CARD PLAYOFF

# BILLS 31, NEW YORK JETS 27

DECEMBER 27, 1981 - SHEA STADIUM - (57,050)

In a Wild Card game that lived up to its name, the Buffalo Bills stormed to a 24-0 lead but needed a last-second INT by Bill Simpson to preserve their 1st postseason victory since 1965. Charles Romes got the visitors off and winning by picking up Bruce Harper's fumble on the opening KO and returned it 26 yards for a TD. The play took 16 seconds and was the 2nd fastest score in NFL playoff history. TD passes of 50 and 26 yards to Frank Lewis, were sandwiched around a 29-yard Nick Mick-Mayer FG to put the Bills, up by 24-0. The Jets hung up 10 points before halftime and trailed 24-13 after Pat Leahy's 19-yard FG in the 3rd quarter. Joe Cribbs, staked the Bills to a 31-13 lead with his 45-yard scoring run 5 minutes deep into the final period. The Jets, however, refused to die. Richard Todd moved them 80 yards in 8 plays, hitting Bobby Jones with a 30-yard TD toss. After Buffalo failed to move on their next possession, Todd got the Jets within four with the aid of an interference call against Mario Clark that wiped out an apparent INT, in a 58-yard march that ended on a 1-yard plunge by Kevin Long. Buffalo could not generate a 1st down and turned the ball back to New York at the Jets' 20 with 2:36 remaining. Todd passed the Jets downfield, reaching the Buffalo 11 with just 10 seconds to play. Simpson stepped in front of his 2nd-and-10 try for Derrick Gaffney in the end zone to intercept at the Buffalo one to seal the Jets' doom.

BILLS	17	7	0	7	31
JETS	0	10	3	14	27

## SCORING

Team	Period	Elapsed Time	Scoring Play	Score
Buffalo	1st	:16	TD Romes 26 yd. fumble recovery (Mike-Mayer PAT)	3-0
Buffalo	1st	7:03	TD Lewis 50 yd. Ferguson pass (Mike-Mayer PAT)	14-0
Buffalo	1st	10:24	FG Mike-Mayer from 29 yards	17-0
Buffalo	2nd	9:58	TD Lewis 26 yd. Ferguson pass (Mike-Mayer PAT)	24-0
New York	2nd	12:13	TD Shuler 30 yd. Todd pass (Leahy PAT)	24-7
New York	2nd	14:17	FG Leahy from 26 yards	24-10
New York	3rd	9:38	FG Leahy from 19 yards	24-13
Buffalo	4th	4:44	TD Cribbs 45 yd. run (Mike-Mayer PAT)	31-13
New York	4th	7:46	TD Jones 30 yd. Todd pass (Leahy PAT)	31-20
New York	4th	11:16	TD Long 1 yd. run (Leahy PAT)	31-27

# BUFFALO BILLS

1981 AFC WILD CARD continued

## TEAM STATISTICS

	BILLS	JETS
First Downs	15	24
Rushes/Yards	23-91	22-71
Net Passing Yards	230	348
Total Net Yards	321	419
Passing (A-C-I)	34-17-4	51-28-4
Sacked by Opponent	2-38	5-29
Punts/Average	4-43.8	4-33
Fumbles/Lost	1-0	3-1
Penalties	8-60	6-55
Time of Possession	29:56	30:04

Weather: 35 Degrees, Cold, Rainy

## INDIVIDUAL STATISTICS

Rushing	Jets: McNeil 12-32; Long 8-28, 1 TD; Todd 2-11. BILLS: Cribbs 15-83, 1 TD; Leaks 6-12; Ferguson 2-(-4).
Passing	Jets: Todd 51-28-377-2 TD-4 INT. BILLS: Ferguson 34-17-268-2 TD-4 INT.
Receiving	Jets: Shuler 6-116, 1 TD; Jones 4-64, 1 TD; Gaffney 4-64; Dierking 7-52; Barkum 2-41; Walker 3-24; Newton 1-12; Harper 1-4. BILLS: Lewis 7-158, 2 TDs; Cribbs 4-64; Leaks 3-23; Brammer 2-17; Butler 1-6.

## BILLS STARTING LINEUPS

**OFFENSE:** QB - Joe Ferguson; RB - Joe Cribbs; FB - Roosevelt Leaks; WR - Jerry Butler, Frank Lewis; TE - Mark Brammer; LT - Ken Jones; LG - Tom Lynch; C - Will Grant; RG - Jon Borchardt; RT - Joe Devlin  
**DEFENSE:** LE - Ben Williams; NT - Fred Smerlas; RE - Sherman White; LLB - Lucius Sanford; ILB - Jim Haslett, Phil Villapiano; RLB - Isiah Robertson; LCB - Mario Clark; RCB - Charles Rome; SS - Steve Freeman; FS - Bill Simpson

## GAME NOTES

- S Bill Simpson's two INT's tied him with Charlie Waters of the Cowboys for the career lead in post-season pass thefts.
- WR Frank Lewis recorded seven receptions for a Bills' playoff high 158 yards. Lewis became the first player in Bills' history to catch two passes TDs in a playoff game.

1981

## AFC DIVISIONAL PLAYOFF

# CINCINNATI BENGALS 28, BILLS 21

JANUARY 3, 1982 - RIVERFRONT STADIUM - (55,420)

Cincinnati jumped out to a 14-0 1st quarter lead, after cashing in on a long punt return and an INT, and defeated Buffalo 28-21, to secure the 1st postseason victory in the history of the Bengals' franchise. The Bengals' Mike Fuller returned a Greg Cater punt 27 yards to start Cincinnati's 1st possession at the Buffalo 42. Charles Alexander capped a 7-play drive with his 4-yard scoring run. After Ken Riley intercepted a Joe Ferguson pass, the Bengals marched 48 yards in 8 plays and took a 14-0 advantage on Pete Johnson's 1-yard run. Buffalo breathed new life before halftime, as Ferguson hit Jerry Butler with a 54-yard pass to draw within 14-7 on Joe Cribbs' 1-yard run. Early in the 3rd quarter, the Bills evened the issue on a 44-yard scoring run by Cribbs, a play that would later prove costly as the Buffalo rushing leader injured a knee and played only one more down before retiring for the afternoon. The teams traded TDs, Cincinnati scoring on a 20-yard run by Alexander and Buffalo on a 21-yard pass from Ferguson to Butler, to make it 21-21 after 1 play of the 4th quarter. Bengal QB Ken Anderson put Cincinnati back in the driver's seat, 28-21, on a 16-yard scoring pass to Cris Collinsworth. Buffalo's last grasp reached the Bengal 20 late in the final stanza but a controversial delay-of-game penalty wiped out an apparent 3rd down conversion pass to Lou Piccone and Ferguson overthrew Roland Hooks in the end zone on 4th down.

BILLS	0	7	7	7	21
BENGALS	14	0	7	7	28

## SCORING

Team	Period	Elapsed Time	Scoring Play	Score
Cinn.	1st	6:04	TD Alexander 4 yd. run (Breech PAT)	7-0
Cinn.	1st	12:20	TD Johnson 1 yd. run (Breech PAT)	14-0
Buffalo	2nd	14:40	TD Cribbs 1 yd. run (Mike-Mayer PAT)	14-7
Buffalo	3rd	4:37	TD Cribbs 44 yd. run (Mike-mayer PAT)	14-14
Cinn.	3rd	8:04	TD Alexander 20 yd. run (Breech PAT)	21-14
Buffalo	4th	:08	TD Butler 21 yd. Ferguson pass (Mike-Mayer PAT)	21-21
Cinn.	4th	4:21	TD Collinsworth 16 yd. Anderson pass (Breech PAT)	28-21

# BUFFALO BILLS

1981 AFC DIVISIONAL PLAYOFF *continued*

## TEAM STATISTICS

	BILLS	BENGALS
First Downs	21	22
Rushes/Yards	28-134	33-136
Net Passing Yards	202	169
Total Net Yards	336	305
Passing (A-C-I)	31-15-2	21-14-0
Sacked by Opponent	0-0	4-23
Punts/Average	3-42.0	4-44.5
Fumbles/Lost	0-0	0-0
Penalties	6-56	5-44
Time of Possession	28:19	31:41
Weather: 48 Degrees, Cool, Rain		

## INDIVIDUAL STATISTICS

Rushing	Bengals: Alexander 13-71, 2 TDs; Johnson 17-45, 1 TD; Anderson 2-15; Griffin 1-4. BILLS: Cribbs 15-90, 2 TDs; Hooks 9-30; Leaks 3-12; Brown 1-2.
Passing	Bengals: Anderson 21-14-192-1 TD-0 INT. BILLS: Ferguson 31-15-202-1 TD-2 INT.
Receiving	Bengals: Ross 6-71; Dreider 1-42; Collinsworth 2-24; Johnson 3-23; Curtis 1-22; Alexander 1-10. BILLS: Butler 4-98, 1 TD; Lewis 3-38; Brammer 3-23; Leaks 2-16; Hooks 2-15; Jessie 1-12.

## BILLS STARTING LINEUPS

**OFFENSE:** QB - Joe Ferguson; RB - Joe Cribbs; FB - Roosevelt Leaks; WR - Jerry Butler, Frank Lewis; TE - Mark Brammer; LT - Ken Jones; LG - Tom Lynch; C - Will Grant; RG - Conrad Dobler; RT - Joe Devlin  
**DEFENSE:** LE - Ben Williams; NT - Fred Smerlas; RE - Sherman White; LLB - Lucius Sanford; ILB - Jim Haslett, Phil Villapiano; RLB - Isiah Robertson; LCB - Mario Clark; RCB - Charles Romes; SS - Steve Freeman; FS - Bill Simpson

## GAME NOTES

- RB Joe Cribbs became the first Bills' player to rush for two TDs in a playoff game.
- Playoff game with the Bengals marked the first time Buffalo played in two postseason contests in the same season.

1988

## AFC DIVISIONAL PLAYOFF

# BILLS 17, HOUSTON OILERS 10

JANUARY 1, 1989 - RICH STADIUM - (79,532)

Spurred on by 79,532 noisy fans, the Bills blocked a Houston punt and field goal, and forced a fumble on another punt late in the series, to advance to the AFC Championship game. Following Leonard Smith's block of a Greg Montgomery punt, the Bills scored on Robb Riddick's one-yard TD run. The Oilers answered with a 35-yard Tony Zendejas FG, following an 11-play, 71-yard drive to make the score 7-3 at the intermission. The Bills' defense stymied Houston in the 3rd quarter as Oilers' QB Warren Moon was unable to complete a pass in the period. Thurman Thomas, who earlier had a career-best 40-yard run, scored from 11 yards out following a 59-yard drive to give the Bills a 14-3 lead after 3 quarters. Scott Norwood nailed a 27-yard FG after Mark Kelso picked off a Moon pass and returned it 28 yards to put the Bills at the Houston 18. Mike Rozier capped an 80-yard Houston drive with a 1-yard scoring plunge with 5:12 remaining in the game. The Oilers forced Buffalo to punt with just under two minutes remaining, but Steve Tasker stripped the ball away from Curtis Duncan and Ray Bentley recovered at the Houston 18 allowing Buffalo to run out the clock and win the game.

OILERS	0	3	0	7	10
BILLS	0	7	7	3	17

## SCORING

Team	Period	Elapsed Time	Scoring Play	Score
Buffalo	2nd	4:25	TD Riddick 1 yd. run (Norwood PAT)	7-0
Houston	2nd	10:28	FG Zendejas from 35 yds.	7-3
Buffalo	3rd	12:02	TD Thomas 11 yd. run (Norwood PAT)	14-3
Buffalo	4th	3:25	FG Norwood from 27 yds.	17-3
Houston	4th	9:48	TD Rozier 1 yd. run (Zendejas PAT)	17-10

## TEAM STATISTICS

	OILERS	BILLS
First Downs	20	18
Rushes/Yards	26-125	29-135
Net Passing Yards	226	237
Total Net Yards	351	372
Passing (A-C-I)	33-17-1	33-19-1
Sacked by Opponent	2-14	1-7
Punts/Average	6-37.2	4-39.3
Fumbles/Lost	5-2	1-0
Penalties	8-60	8-57
Time of Possession	31:07	28:53
Weather: Sunny, 35 degrees		

# BUFFALO BILLS

1988 AFC DIVISIONAL PLAYOFF *continued*

## INDIVIDUAL STATISTICS

**Rushing** Oilers: Highsmith 5-57; Rozier 13-44, 1 TD; Moon 5-11; Pinkett 3-13.  
**BILLS:** Thomas 7-75, 1 TD; Mueller 7-24; Kelly 3-18; Riddick 9-12;  
 Harmon 1-7; Byrum 1-0; Reed 1-(-1).  
**Passing** Oilers: Moon 33-17-240-0 TD-1 INT.  
**BILLS:** Kelly 33-19-244-0 TD-1 INT.  
**Receiving** Oilers: Jeffires 5-78; Hill 4-62; Harris 2-44; Pinkett 2-21; Highsmith 2-3;  
 Givins 1-23; Duncan 1-9.  
**BILLS:** Reed 6-91; Harmon 5-58; Burkett 3-55; T. Johnson 3-31;  
 Metzelaars 1-7; Mueller 1-2.

## BILLS STARTING LINEUPS

**OFFENSE:** QB - Jim Kelly; RB - Thurman Thomas; FB - Jamie Mueller; WR - Andre Reed, Trumaine Johnson; TE - Pete Metzelaars; LT - Will Wolford; LG - Jim Ritcher;  
 C - Kent Hull; RG - Dale Hellestrae; RT - Joe Devlin  
**DEFENSE:** LE - Art Still; NT - Fred Smerlas; RE - Bruce Smith; LLB - Cornelius Bennett;  
 ILB - Scott Radevic, Ray Bentley; RLB - Darryl Talley; LCB - Derrick Burroughs;  
 RCB - Nate Odomes; SS - Leonard Smith; FS - Mark Kelso

## GAME NOTES

- The Bills hosted the Houston for the first playoff game ever played at Rich Stadium.
- Bills' ILB Scott Radevic got the start because of a foot injury to LB Shane Conlan.

**1988**

## AFC CHAMPIONSHIP

# CINCINNATI BENGALS 21, BILLS 10

JANUARY 8, 1989 - RIVERFRONT STADIUM - (59,747)

The Bills' season ended in Riverfront Stadium as Cincinnati dominated the Bills, 21-10, before a boisterous crowd. The Bills offense sputtered throughout the game, spent most of the second half pinned against its own goal line and failed to convert on any 3rd down opportunities in the game. Cincinnati scored first on a 1-yard TD run by Ickey Woods, following an Eric Thomas INT of a Jim Kelly pass. Buffalo answered quickly, as Kelly connected on all 4 of his passes in the following drive, finishing with a 9-yard scoring strike to Andre Reed and tying the game at 7-7. The Bills forced Cincinnati to punt and drove to the Bengals' 26-yard line, but Scott Norwood's 43-yard FG attempt sailed wide left. The Bengals took advantage of the break and scored on a Boomer Esiason 10-yard TD pass to James Brooks. The Bills pulled to within 4 at the half as Norwood connected on a 39-yard FG, following a 25 yard INT return by Mark Kelso. The second half belonged to Cincinnati as it held Buffalo to 2 first downs and forced the Bills to start all 5 of its drives inside the 23-yard line. The Bengals took advantage of a personal foul against Bills' DB Derrick Burroughs to set up Woods' second 1-yard TD. Buffalo launched one last drive, but it ended when David Fulcher picked off a 4th-down pass from Kelly in the end zone.

BILLS	0	10	0	0	10
BENGALS	7	7	0	7	21

## SCORING

Team	Period	Elapsed Time	Scoring Play	Score
Cinn.	1st	13:09	TD Woods 1 yd. run (Breech PAT)	7-0
Buffalo	2nd	1:39	TD Reed 9 yd. Kelly pass (Norwood PAT)	7-7
Cinn.	2nd	12:39	TD Brooks 10 yd. Esiason pass (Breech PAT)	14-7
Buffalo	2nd	14:38	FG Norwood from 39 yds.	14-10
Cinn.	4th	:04	TD Woods 1 yd. run (Breech PAT)	21-10

## TEAM STATISTICS

	BILLS	BENGALS
First Downs	10	23
Rushes/Yards	17-45	50-175
Net Passing Yards	136	74
Total Net Yards	181	249
Passing (A-C-I)	30-14-3	20-11-2
Sacked by Opponent	3-27	3-20
Punts/Average	6-45.1	6-36.8
Fumbles/Lost	0-0	2-0
Penalties	5-50	4-45
Time of Possession	20:31	39:29

Weather: cloudy, cold, 31 degrees

## INDIVIDUAL STATISTICS

**Rushing** Bengals: Woods 29-102, 2 TD's; Wilson 5-29; Esiason 7-26; Jennings 2-12;  
 Brooks 7-6.  
**BILLS:** Mueller 8-21; Kelly 2-10; Thomas 4-6; Riddick 1-4; Byrum 1-3;  
 Harmon 1-1.  
**Passing** Bengals: Esiason 20-11-94-1 TD-2 INT.  
**BILLS:** Kelly 30-14-163-1 TD-3 INT.  
**Receiving** Bengals: Holman 4-38; Brooks 2-21, 1 TD; Riggs 2-16; McGee 2-14;  
 Collinsworth 1-5.  
**BILLS:** Reed 5-55, 1 TD; Riddick 3-28; Harmon 3-18; T. Johnson 2-48;  
 Metzelaars 1-14.

# BUFFALO BILLS

1988 AFC CHAMPIONSHIP *continued*

## BILLS STARTING LINEUPS

**OFFENSE:** QB - Jim Kelly; RB - Thurman Thomas; FB - Jamie Mueller; WR - Andre Reed, Trumaine Johnson; TE - Pete Metzelaars; LT - Will Wolford; LG - Jim Ritcher; C - Kent Hull; RG - Dale Hellestrae; RT - Joe Devlin

**DEFENSE:** LE - Art Still; NT - Fred Smerlas; RE - Bruce Smith; LLB - Cornelius Bennett; ILB - Shane Conlan, Ray Bentley; RLB - Darryl Talley; LCB - Derrick Burroughs; RCB - Nate Odomes; SS - Leonard Smith; FS - Mark Kelso

## GAME NOTES

- DE Bruce Smith went up against T Anthony Munoz and recorded two sacks.
- The Buffalo defense limited Cincinnati QB Boomer Esiason to 11 pass completions, a Bills playoff record, and intercepted the Bengal passer twice.
- Five of the Bills 12 drive starts began inside their own 20-yard line. The average drive start for the Bills was their own 24-yard line.

1989

## AFC DIVISIONAL PLAYOFF

# CLEVELAND BROWNS 34, BILLS 30

JANUARY 6, 1990 - CLEVELAND STADIUM - (77,706)

LB Clay Matthews intercepted a QB Jim Kelly 11-yard pass on the 1-yard line with 9 seconds left in the game to preserve the victory for the Browns. In dramatic style, Buffalo began a comeback bid after K Matt Bahr kicked a 47-yard FG to give Cleveland a 34-24 lead with 6:50 left in the fourth quarter. Kelly began a string of 23 consecutive pass plays and closed the gap to 4 when he hit RB Thurman Thomas for a 3-yard TD. Buffalo opened the scoring when WR Andre Reed split the secondary for a 72-yard TD pass in the first quarter. A 45-yard Bahr FG coupled with a 52-yard WR Webster Slaughter bomb gave Cleveland the lead at 10-7. The Bills returned the favor when WR James Lofton hauled in a Kelly pass for a 33-yard TD. TE Ron Middleton gave Cleveland the halftime lead on a 3-yard pass from QB Bernie Kosar. Slaughter scored again on a 44-yard toss from Kosar to extend the Browns' lead to 24-14 early on the third quarter. Thomas continued the seesaw battle with the first of his two TD receptions from Kelly on a 6-yard strike. But the Browns struck back quickly when KR Eric Metcalf took the ensuing kickoff 90 yards for the score. K Scott Norwood got the Bills within seven when he made a 30-yard attempt early in the final period.

BILLS	7	7	7	9	30
BROWNS	3	14	14	3	34

## SCORING

Team	Period	Elapsed Time	Scoring Play	Drive	Score
Buffalo	1	9:56	Reed 72-yard Kelly pass (Norwood kick)	2/72	7-0
Clev.	1	14:12	FG Bahr 45 yards	10/39	7-3
Clev.	2	4:33	Slaughter 52-yard Kosar pass (Bahr kick)	7/79	7-10
Buffalo	2	7:12	Lofton 33-yard Kelly pass (Norwood kick)	5/66	14-10
Clev.	2	14:54	Middleton 3-yard Kosar pass (Bahr kick)	8/55	14-17
Clev.	3	4:21	Slaughter 44-yard Kosar pass (Bahr kick)	3/46	14-24
Buffalo	3	10:22	Thomas 6-yard Kelly pass (Norwood kick)	6/21	21-24
Clev.	3	10:37	Metcalf 90-yard kickoff return (Bahr kick)	—	21-31
Buffalo	4	1:08	FG Norwood 30 yards	11/68	24-31
Clev.	4	8:10	FG Bahr 47 yards	11/38	24-34
Buffalo	4	11:00	Thomas 3-yard Kelly pass (kick failed)	8/77	30-34

## TEAM STATISTICS

	BILLS	BROWNS
First Downs	25	18
Rushes/Yards	18/49	30/90
Net Passing Yards	404	235
Total Net Yards	453	325
Passing (A-C-I)	54-28-2	29-20-0
Sacked By Opponent	1-1	2-16
Punts/Average	3-41.3	3-37.7
Fumbles/Lost	2-1	1-1
Penalties	6-35	5-30
Time of Possession	25:44	34:16
Weather: Cloudy, 33 degrees, wind chill 15-20 degrees		

## INDIVIDUAL STATISTICS

Rushing	BILLS: Thomas 10-27; Kinnebrew 7-17; Kelly 1-5. Browns: Mack 12-62; Redden 6-13; Tillman 1-8; Manoa 3-6; Metcalf 4-2; Langhorne 1-0; Kosar 3(-1).
Passing	BILLS: Kelly 28-54-405-4TD-2INT. Browns: Kosar 20-29-251-3TD-0INT.
Receiving	BILLS: Thomas 13-150-2TD; Reed 6-115-1TD; Harmon 4-50; Lofton 3-66-1TD; Beebe 1-17; Kinnebrew 1-7. Browns: Langhorne 6-48; Newsome 4-35; Slaughter 3-114-2TD; Middleton 3-12; Mack 2-19; Brennan 1-15; Metcalf 1-8.

# BUFFALO BILLS

1989 AFC DIVISIONAL PLAYOFF *continued*

## BILLS STARTING LINEUPS

**OFFENSE:** QB - Jim Kelly; RB - Thurman Thomas; FB - Larry Kinnebrew; WR - Andre Reed, James Lofton; TE - Pete Metzelaars; LT - Will Wolford; LG - Jim Ritcher; C - Kent Hull; RG - Joe Devlin; RT - Howard Ballard

**DEFENSE:** LE - Art Still; NT - Fred Smerlas; RE - Bruce Smith; LLB - Cornelius Bennett; ILB - Shane Conlan, Scott Radeccic; RLB - Darryl Talley; LCB - Kirby Jackson; RCB - Nate Odomes; SS - Dwight Drane; FS - Mark Kelso

## GAME NOTES

- QB Jim Kelly set a personal playoff high of 405 yards passing against the Browns. The Bills' QB also set a new record for TD passes with 4 (old record - 2 by Joe Ferguson, twice).
- RB Thurman Thomas' 13 receptions tied an NFL record for catches in a playoff game. The record was set by San Diego TE Kellen Winslow in 1981 vs. Miami.
- WR Andre Reed (115 yds. receiving) and RB Thurman Thomas (150 yds. receiving) became the first two Bills' players to record 100-yard receiving performances in the same playoff game.

1990

## AFC DIVISIONAL PLAYOFF

# BILLS 44, MIAMI DOLPHINS 34

JANUARY 12, 1991 - RICH STADIUM - (77,087)

Buffalo and Miami combined for a regulation-time NFL playoff record 78 points in a game dictated by inclement weather. QB Jim Kelly ran the no-huddle offense to a 13-3 first quarter lead in his first appearance since suffering a knee injury against the Giants on 12/15/90. Kelly hit WR Andre Reed on a 40-yard strike before Miami answered with a 49-yard Pete Stoyanovich FG. The next two Buffalo drives were capped off with FGs of 24 and 22 yards by K Scott Norwood. Buffalo and Miami then traded TDs in the second quarter snowfall when the Bills started the see-saw with a 5-yard TD scamper by RB Thurman Thomas. On Miami's next possession, QB Dan Marino connected on a 64-yard TD aerial to WR Mark Duper. But Kelly answered with a 13-yard TD pass to WR James Lofton. Miami then got a break when P Reggie Roby recovered a fumble at the Bills 47 and 7 plays later, Marino bootlegged in from 2 yards. In a 3rd quarter kickers' dual, Stoyanovich split the uprights from 22 yards out before Norwood drew claim to his 3rd FG of the day with a 28-yard shot. Miami drew to within a FG, 30-27, when Marino hit guard eligible Roy Foster with a 2-yard TD pass. But the Bills added 14 points to their 4th quarter lead when Thomas put the finishing touch on a 63-yard drive by strolling in from the 5. Buffalo wasted no time getting the ball back when LB Hal Garner forced a fumble on the ensuing KO return. Just 2 plays later, Reed grabbed a 23-yard Kelly pass for the Bills final tally. The Dolphins made the final score 44-34 with an 8-yard Marino-to-WR Tony Martin TD pass.

DOLPHINS	3	14	3	14	34
BILLS	13	14	3	14	44

## SCORING

Team	Period	Elapsed Time	Scoring Play	Drive	Score
Buffalo	1	1:54	Reed 40 yd pass Kelly (Norwood)	5/76	7-0
Miami	1	8:00	Stoyanovich 49 yd FG	10+3/40	7-3
Buffalo	1	10:11	Norwood 24 yd FG	6/57	10-3
Buffalo	1	14:09	Norwood 22 yd FG	9/33	13-3
Buffalo	2	2:56	Thomas 5 yd run (Norwood)	5/67	20-3
Miami	2	5:06	Duper 64 yd pass Marino (Stoyanovich)	4/80	20-10
Buffalo	2	9:49	Lofton 13 pass Kelly (Norwood)	11/68	27-10
Miami	2	14:39	Marino 2 yd run (Stoyanovich)	7/47	27-17
Miami	3	4:57	Stoyanovich 22 yd FG	8/62	27-20
Buffalo	3	13:22	Norwood 28 yd FG	9/37	30-20
Mia.	4	:55	Foster 2 yd pass Marino (Stoyanovich)	6/43	30-27
Buffalo	4	4:32	Thomas 5 yd run (Norwood)	10+1/63	37-27
Buffalo	4	5:08	Reed 26 yd pass Kelly (Norwood)	2/29	44-27
Miami	4	13:45	Martin 8 yd pass Marino (Stoyanovich)	15/91	44-34

## BILLS BIGGEST WINS - WORST LOSSES

### Biggest Wins

*48 pts (51-3) vs RAIDERS	1/20/91
38 pts (38-0) vs Ind.	9/20/92
36 pts (42-6) vs IND.	10/13/91
34 pts (41-7) at New Eng.	2/27/92
33 pts (50-17) vs KC	10/3/85
33 pts (40-7) vs Rams	9/6/92

### Worst Losses

41 pts (6-47) vs IND.	10/4/87
35 pts (17-52) S.B.XXVII	1/31/93
31 pts (0-31) vs NE	10/23/83
30 pts (7-37) vs DEN.	10/21/84
27 pts (10-37) vs. Miami	10/4/92

\* AFC Championship Game - largest margin of victory in Bills' history.



# BUFFALO BILLS

1990 AFC DIVISIONAL PLAYOFF *continued*

## TEAM STATISTICS

	BILLS	DOLPHINS
First Downs	24	24
Rushes/Yards	37/154	27/107
Net Passing Yards	339	323
Passing (A-C-I)	29-19-1	49-23-2
Sacked By Opponent	0-0	0-0
Punts/Average	1-47.0	2-40.0
Fumbles/Lost	3-1	1-1
Penalties	4-30	4-32
Time Of Possession	27:34	32:26

Weather: Light drizzle, 32 degrees, WNW 14 MPH wind

## INDIVIDUAL STATISTICS

Rushing	BILLS: Thomas 32-117-2TDs, Kelly 3-37. Dolphins: Smith 21-99, Logan 5-6, Marino 1-2-1TD.
Passing	BILLS: Kelly 19-29-339-3TDs-1INT. Dolphins: Marino 23-49-323-3TDs-2INTs.
Receiving	BILLS: Lofton 7-149-1TD, Reed 4-122-2TDs, Thomas 3-38, McKeller 3-15, Edwards 1-12, K. Davis 1-3. Dolphins: Clayton 4-82, Martin 4-44-1TD, Jensen 4-38, Duper 3-113-1TD, Edmunds 3-21, Logan 2-8, Smith 1-9, Paige 1-6, Foster 1-2-1TD.

## BILLS STARTING LINEUPS

OFFENSE: QB - Jim Kelly; RB - Thurman Thomas; WR - Al Edwards; WR - Andre Reed, James Lofton; TE - Keith McKeller; LT - Will Wolford; LG - Jim Ritcher; C - Kent Hull; RG - John Davis; RT - Howard Ballard

DEFENSE: LE - Leon Seals; NT - Jeff Wright; RE - Bruce Smith; LLB - Cornelius Bennett; ILB - Shane Conlan, Ray Bentley; RLB - Darryl Talley; LCB - Kirby Jackson; RCB - Nate Odomes; SS - Leonard Smith; FS - Mark Kelso

## GAME NOTES

- The 78 total points scored in the Bills-Miami game set the NFL record for the most points scored in a regulation time playoff game.
- K Scott Norwood's three FGs tied a Bills' single game playoff record held by Pete Gogolak (12/26/65, AFL Championship at San Diego).

## 1990

### AFC CHAMPIONSHIP GAME

# BILLS 51, LOS ANGELES RAIDERS 3

JANUARY 20, 1991 - RICH STADIUM - (80,324)

The Bills won their first AFC Championship with one of the most dominating performances ever displayed in a title game. Buffalo set the tone for the day by driving 75 yards after the opening KO and scored the initial TD when QB Jim Kelly picked up a bad shotgun snap and scrambled to find WR James Lofton for a 13-yard pass. After Raiders K Jeff Jaeger cut the lead to 7-3, the Buffalo onslaught began. RB Thurman Thomas ran for a 12-yard TD before LB Darryl Talley returned an INT 27 yards to extend the early lead to 21-3. The Bills' no-huddle offense showcased its power by scoring 20 more points in the 2nd quarter on 2 TD runs by RB Kenneth Davis and an 8-yard TD pass from Kelly to Lofton. Buffalo posted an impressive 41-3 halftime advantage, establishing an NFL postseason record for most points in a first half. Davis added his 3rd TD in the 4th quarter, tying an NFL playoff record for the most TDs in a game, while K Scott Norwood hit a 39-yard FG to provide the final margin. Thomas rushed for a Bills playoff record 138 yards as Buffalo gained a total of 502 yards compared to L.A.'s 320.

RAIDERS	3	0	0	0	3
BILLS	21	20	0	10	51

## SCORING

Team	Period	Elapsed Time	Scoring Play	Drive	Score
Buffalo	1	3:30	Lofton 13 yd pass Kelly (Norwood)	9/75	7-0
L.A.	1	5:49	Jaeger 19 yd FG	6/57	7-3
Buffalo	1	6:59	Thomas 12 yd run (Norwood)	4/66	14-3
Buffalo	1	11:51	Talley 27 yd INT return (Norwood)	—	21-3
Buffalo	2	5:58	K. Davis 1 yd run (Norwood blk.)	13/57	27-3
Buffalo	2	11:42	K. Davis 3 yd run (Norwood)	7/80	34-3
Buffalo	2	6:23	Lofton 8 yd pass Kelly (Norwood)	6/61	41-3
Buffalo	4	11:42	K. Davis 1 yd run (Norwood)	9/78	48-3
Buffalo	4	2:47	Norwood 23 yd FG	4/6	51-3

## TEAM STATISTICS

	BILLS	RAIDERS
First Downs	30	21
Rushes/Yards	46/202	28/151
Net Passing Yards	300	169
Passing (A-C-I)	23-17-1	39-15-6
Sacked By Opponent	0-0	1-7
Punts/Average	2-37.5	3-40.3
Fumbles/Lost	3-0	1-1
Penalties	6-32	2-28
Time of Possession	31:35	28:25

Weather: Light rain, 36 degrees, 10/15 MPH winds

# BUFFALO BILLS

1990 AFC CHAMPIONSHIP GAME continued

## INDIVIDUAL STATISTICS

Rushing	<b>BILLS:</b> Thomas 25-138-1TD, Gardner 1-23, K. Davis 10-21-3TDs, Kelly 2-12, Mueller 3-6, D. Smith 3-3, Reich 2- (-1). <b>Raiders:</b> Bell 5-36, Evans 3-33, Schroeder 4-33, Allen 10-26, Smith 4-19, McCallum 1-4.
Passing	<b>BILLS:</b> Kelly 17-23-300-2TDs-1INT. <b>Raiders:</b> Schroeder 13-31-150-0TD-5INTs, Evans 2-8-26-0TD-1INT.
Receiving	<b>BILLS:</b> Lofton 5-113-2TDs, Thomas 5-61, McKeller 3-44, Reed 2-29, Tasker 2-53. <b>Raiders:</b> Fernandez 4-57, Horton 3-25, Gault 3-32, Bell 2-26, Allen 2-19, T. Brown 2-17.

## BILLS STARTING LINEUPS

**OFFENSE:** QB - Jim Kelly; RB - Thurman Thomas; WR - Al Edwards; WR - Andre Reed, James Lofton; TE - Keith McKeller; LT - Will Wolford; LG - Jim Ritcher; C - Kent Hull; RG - John Davis; RT - Howard Ballard

**DEFENSE:** LE - Leon Seals; NT - Jeff Wright; RE - Bruce Smith; LLB - Cornelius Bennett; ILB - Shane Conlan, Ray Bentley; RLB - Darryl Talley; LCB - Kirby Jackson; RCB - Nate Odomes; SS - Leonard Smith; FS - Mark Kelso

## GAME NOTES

- Buffalo recorded their most points in a playoff game and their largest margin of victory in club history by defeating the Raiders 51-3 (+48 pts.), breaking the old AFL/AFC Championship record held by San Diego (41 pts., 1/5/63).
- Buffalo's 6 INTs against the Raiders equaled the third-highest single-game total in NFL postseason history. LB Darryl Talley led the way with 2 INTs. Also, FS Mark Kelso, with his 1 INT, upped his career postseason total to 4, and became the Bills' all-time leading playoff interceptor.
- QB Jim Kelly set a new AFC Championship Game completion percentage record of 73.9% (old record - 70.8 by Jim Plunkett, 1983). The game also marked the third straight postseason contest in which Kelly had thrown for over 300 yards.

1990

## SUPER BOWL XXV

# NEW YORK GIANTS 20, BILLS 19

JANUARY 27, 1991 - TAMPA STADIUM - (73,813)

The Bills and Giants made the Silver Anniversary Super Bowl a historic one as the Giants narrowly edged the Bills, 20-19, in a battle later dubbed, "A Game for the Ages." Buffalo loyalists watched their hopes of a world championship sail wide right as K Scott Norwood's 47-yard FG attempt just missed its mark with only 4 seconds remaining. The Giants opened the evening's scoring on a 28-yard FG by K Matt Bahr before Buffalo answered with a 23-yarder by Norwood. The AFC Champions took their first lead of the game, 10-3, when RB Don Smith smashed in from the one. DE Bruce Smith then extended the lead by recording a rare Super Bowl safety when he sacked Giants' QB Jeff Hostetler in the end zone. After holding the Buffalo offense 2 consecutive series, the Giants regained momentum on an 87-yard drive that ended with a 14-yard TD strike from Hostetler to WR Stephen Baker just before the half ended. After receiving the 2nd half KO, the NFC Champions utilized their ball control offense and kept the Bills defense on the field for over 9 minutes on their way to a 76-yard scoring drive that culminated with RB Ottis Anderson bullying his way into the end zone from the one. New York took a 17-12 lead, but the NFL's number one scoring machine struck back quickly behind the running of Thurman Thomas, who broke a number of tackles en route to a 31-yard TD scamper. On the next possession, Giants' K Matt Bahr split the uprights from 21 yards out with, what proved to be, the final score of the game. After the Bills defense forced the Giants to punt one last time, QB Jim Kelly and the offense started the final drive on their own 10-yard line with 2:16 left on the clock. Eight plays, 61 yards and 2:08 later, the Bills FG unit became the focus of attention for football fans around the world.

BILLS	3	9	0	7	19
GIANTS	3	7	7	3	20

## SCORING

Team	Period	Elapsed Time	Scoring Play	Drive	Score
N.Y.	1	7:46	Bahr 28 yd FG	11/58	0-3
Buffalo	1	9:09	Norwood 23 yd FG	6/66	3-3
Buffalo	2	2:30	D. Smith 1 yd run (Norwood)	12/80	10-3
Buffalo	2	6:33	B. Smith safety (sack Hostetler)	—	12-3
N.Y.	2	14:35	S. Baker 14 yd pass Hostetler (Bahr)	10/87	12-10
N.Y.	3	9:29	Anderson 1 yd run (Bahr)	14/75	12-17
Buffalo	4	:08	Thomas 31 yd run (Norwood)	4/63	19-17
N.Y.	4	7:40	Bahr 21 yd FG	14/74	19-20

# BUFFALO BILLS

1990 SUPER BOWL XXV continued

## TEAM STATISTICS

	BILLS	GIANTS
First Downs	18	24
Rushes/Yards	25/166	39/172
Net Passing Yards	205	214
Passing (A-C-I)	30-18-0	32-20-0
Sacked By Opponent	1/7	2/8
Punts/Average	6/38.8	4/43.8
Fumbles/Lost	1-0	0-0
Penalties	6/35	5/31
Time Of Possession	19:27	40:33

Weather: Mostly cloudy, 71 degrees, SE 5 MPH wind

## INDIVIDUAL STATISTICS

Rushing	<b>BILLS:</b> Thomas 15-135-1TD, Kelly 6-23, K. Davis 2-4, Mueller 1-3, D. Smith 1-1. <b>Giants:</b> Anderson 21-102-1TD, Meggett 9-48, Carhton 3-12, Hostetler 6-10.
Passing	<b>BILLS:</b> Kelly 18-30-212-0TD-0 INT. <b>Giants:</b> Hostetler 20-32-222-1TD-0 INT.
Receiving	<b>BILLS:</b> Reed 8-62, Thomas 5-55, K. Davis 2-23, McKeller 2-11, Lofton 1-61. <b>Giants:</b> Ingram 5-74, Bavaro 5-50, Cross 4-39, Baker 2-31-1TD, Meggett 2-18, Anderson 1-7, Carhton 1-3.

## BILLS STARTING LINEUPS

**OFFENSE:** QB - Jim Kelly; RB - Thurman Thomas; FB - Jamie Mueller; WR - Andre Reed, James Lofton; TE - Keith McKeller; LT - Will Wolford; LG - Jim Ritcher; C - Kent Hull; RG - John Davis; RT - Howard Ballard

**DEFENSE:** LE - Leon Seals; NT - Jeff Wright; RE - Bruce Smith; LLB - Cornelius Bennett; ILB - Shane Conlan, Ray Bentley; RLB - Darryl Talley; LCB - Kirby Jackson; RCB - Nate Odomes; SS - Leonard Smith; FS - Mark Kelso

## GAME NOTES

- RB Thurman Thomas led the Bills offense and recorded his third straight 100-yard playoff performance to become the Bills all-time rusher in postseason play.
- DE Bruce Smith recorded the fifth safety in Super Bowl history.
- WR Andre Reed, RB Thurman Thomas, and WR James Lofton became the top three receivers in postseason history for the Bills.

1991

## AFC DIVISIONAL PLAYOFF

# BILLS 37, KANSAS CITY CHIEFS 14

JANUARY 5, 1992 - RICH STADIUM - (80,182)

Buffalo advanced to its second consecutive AFC Championship Game with a convincing, 37-14, win over the Kansas City Chiefs. Buffalo moved out to a 17-0 lead on the strength of two QB Jim Kelly-to-WR Andre Reed TD strikes and a K Scott Norwood 33-yard FG. The Bills extended their lead early in the second half when WR James Lofton hauled in a 10-yard pass from Kelly to set the score at 24-0. The Chiefs finally got on the scoreboard late in the third quarter as a LB Lonnie Marts interception set up a drive, which ended with a 3-yard TD run by RB Barry Word. Buffalo put the game out of reach in the fourth quarter with two Norwood field goals and a 5-yard TD run by RB Kenneth Davis. WR Fred Jones grabbed a 20-yard pass from QB Mark Vlasic to set the final score at 37-14. In the game, Kelly threw for 3 TDs and 3 INTs, while Mark Vlasic was intercepted 4 times in relief of an injured Steve DeBerg.

CHIEFS	0	0	7	7	14
BILLS	7	10	7	13	37

## SCORING

Team	Period	Elapsed Time	Scoring Play	Score
Buffalo	1	14:08	25 yd pass Reed from Kelly (Norwood PAT)	8/0 0-7
Buffalo	2	4:25	53 yd pass Reed from Kelly (Norwood PAT)	4/69 0-14
Buffalo	2	14:58	Norwood 33 yd FG	9/39 0-17
Buffalo	3	3:07	10 yd pass Lofton from Kelly (Norwood PAT)	6/36 0-24
KC	3	11:52	3 yd run by B. Word (Lowery PAT)	4/43 7-24
Buffalo	4	4:06	Norwood 20 yd FG	14/68 7-27
Buffalo	4	5:52	Norwood 47 yd FG	4/2 7-30
Buffalo	4	10:03	5 yd run by K. Davis (Norwood PAT)	6/33 7-37
KC	4	12:53	20 yd pass F. Jones from Vlasic (Lowery PAT)	8/75 14-37

## TEAM STATISTICS

	BILLS	CHIEFS
First Downs	29	14
Rushes/Yards	46/180	24/77
Net Passing Yards	268	136
Passing (A-C-I)	35-23-3	29-14-4
Sacked by Opponent	1-5	1-10
Punts/Average	3-33.3	7-40.3
Fumbles/Lost	0-0	3-0
Penalties	6-40	10-59
Time of Possession	34:09	25:51

Weather: Partly Sunny, 40 degrees, 10 MPH wind/NW

# BUFFALO BILLS

1991 AFC DIVISIONAL PLAYOFF *continued*

## INDIVIDUAL STATISTICS

**RUSHING:** **BILLS:** Thomas 22-100; K. Davis 19-75; Reed 1-6; Kelly 1-2; Reich 3-(-3).  
**CHIEFS:** Word 15-50; Williams 8-24; McNair 1-3.

**PASSING:** **BILLS:** Kelly 23-35-273-3 TDs-3 INTs.  
**CHIEFS:** Vlasic 9-20-124-1 TD-4 INTs.; DeBerg 5-9-22-0 TD-0 INT.

**RECEIVING:** **BILLS:** Beebe 6-77; McKeller 5-34; Reed 4-100; Thomas 4-21; Lofton 3-34; Edwards 1-7.  
**CHIEFS:** McNair 5-52; F. Jones 3-31; Birden 2-19; Hayes 1-21; Barnett 1-20; B. Jones 1-2; R. Thomas 1-1.

## BILLS STARTING LINEUPS

**OFFENSE:** WR - James Lofton; LT - Will Wolford; LG - Jim Ritcher; C - Kent Hull; RG - Glenn Parker; RT - Howard Ballard; TE - Keith McKeller; WR - Andre Reed; QB - Jim Kelly;  
 RB - Thurman Thomas; WR - Don Beebe

**DEFENSE:** RE - Bruce Smith; NT - Jeff Wright; LE - Leon Seals; LOLB - Cornelius Bennett;  
 LILB - Shane Conlan; RILB - Carlton Bailey; ROLB - Darryl Talley; RCB - Nate Odomes;  
 LCB - Kirby Jackson; SS - Leonard Smith; FS - Mark Kelso

## GAME NOTES

- RB Thurman Thomas collected his 4th consecutive 100-yard rushing performance in the postseason. This streak ranks second in all-time NFL playoff history behind 6 consecutive 100s by RB John Riggins...Thomas became one of only 6 running backing NFL history to record 4 or more 100-yard rushing games in the playoffs.

1991

AFC CHAMPIONSHIP

## BILLS 10, DENVER BRONCOS 7

JANUARY 12, 1992 - RICH STADIUM - (80,272)

Led by a stingy defense, Buffalo returned to its second consecutive Super Bowl with a hard fought 10-7 win over the Denver Broncos. With the Buffalo offense in a dog-fight of their own, the Buffalo defense took the game into their own hands and registered the only Buffalo TD of the game. On 2nd down, deep in Denver territory, QB John Elway backed up to attempt a screen pass, reading the play, NT Jeff Wright ceased his charge and deflected the pass into the air. LB Carlton Bailey alertly grabbed the ball and returned it 11 yards for the game's first score. Buffalo moved out to a 10-0 lead after K Scott Norwood hit a 44-yard field goal mid-way through the fourth quarter. Denver then took control of the ball and marched 85 yards in 8 plays for a score, a 3-yard QB draw by Gary Kubiak. The Denver back-up quarterback took over after Elway left the game in the third quarter with a thigh bruise. The Broncos then recovered the ensuing onside kick, but on the next play from scrimmage, CB Kirby Jackson stripped RB Steve Sewell of the ball and scooped it up to halt the Denver comeback. On the day, Denver K David Treadwell missed three FGs, a 47-yarder wide left and two attempts, 42 and 37, both which hit the right upright.

BRONCOS	0	0	0	7	7
BILLS	0	0	7	3	10

## SCORING

Team	Period	Elapsed Time	Scoring Play	Drive	Score
Buffalo	3	9:32	C. Bailey 11 yd INT return (Norwood PAT)	—	0-7
Buffalo	4	10:42	Norwood 44 yd FG	9/50	0-10
Denver	4	13:17	3 yd run by Kubiak (Treadwell PAT)	8/85	7-10

## TEAM STATISTICS

	BILLS	BRONCOS
First Downs	12	20
Rushes/Yards	35/104	32/81
Net Passing Yards	109	223
Passing (A-C-I)	25-13-2	33-22-
Sacked by Opponent	1-8	4-34
Punts/Average	8-38.0	6-43.7
Fumbles/Lost	0-0	4-1
Penalties	6-35	4-20
Time of Possession	25:07	34:53
Weather: Sunny, 42 degrees, 15 MPH wind/SSW		

## INDIVIDUAL STATISTICS

**RUSHING:** **BILLS:** Thomas 26-72; Reed 1-16; Kelly 2-9; K. Davis 6-7.  
**BRONCOS:** Green 19-53; Kubiak 3-22; Elway 4-10; Sewell 4-3; V. Johnson 2-(-7).

**PASSING:** **BILLS:** Kelly 13-25-117-0 TDs-2 INTs.  
**BRONCOS:** Kubiak 11-12-136-0 TD-0 INTs.; Elway 11-21-121-0 TD-1 INT.

**RECEIVING:** **BILLS:** McKeller 3-39; Thomas 3-15; Reed 2-19; K. Davis 2-13;  
 Metzelaars 1-14; Lofton 1-11; Beebe 1-6.  
**BRONCOS:** V. Johnson 8-104; Sewell 7-78; Sharpe 3-40; M. Young 3-25; Nattiel 1-10.

# BUFFALO BILLS

1991 AFC CHAMPIONSHIP GAME *continued*

## BILLS STARTING LINEUPS

**OFFENSE:** WR - James Lofton; LT - Will Wolford; LG - Jim Ritcher; C - Kent Hull; RG - Mitch Ferrotte; RT - Howard Ballard; TE - Keith McKeller; WR - Andre Reed;

QB - Jim Kelly; RB - Thurman Thomas; WR - Don Beebe

**DEFENSE:** RE - Bruce Smith; NT - Jeff Wright; LE - Leon Seals; LOLB - Cornelius Bennett;

LILB - Shane Conlan; RILB - Carlton Bailey; ROLB - Darryl Talley; RCB - Nate Odomes;

LCB - Kirby Jackson; SS - Leonard Smith; FS - Mark Kelso

## GAME NOTES

- LB Carlton Bailey's score off an 11-yard INT was his first touchdown in either regular season or postseason play.

1991

## SUPER BOWL XXVI

# WASHINGTON REDSKINS 37, BILLS 24

JANUARY 26, 1992 - HHH METRODOME - (63,130)

Buffalo's hopes for a world championship were dashed for the second consecutive season with a 37-24 loss to the Washington Redskins. The red-hot Redskins dominated the Bills throughout the contest and built a 17-0 halftime lead. Washington then extended its lead to 24-0 on only the second play of the third quarter with a 2-yard run by Gerald Riggs. The score was set up by LB Kurt Gouveia's INT and return to the Buffalo 2-yard line. The Bills then mounted a comeback with a 21-yard field goal by K Scott Norwood and a 1-yard TD run by RB Thurman Thomas, but Washington put all of Buffalo's momentum aside by capturing the next three scores. Buffalo added two late TDs to set the final score at 37-24.

REDSKINS	0	17	14	6	37
BILLS	0	0	10	14	24

## SCORING

Team	Period	Elapsed Time	Scoring Play	Score	Score
Wash.	2	1:58	Lohmiller 34 yd FG	7/64	3-0
Wash.	2	5:06	10 yd pass Byner from Rypien (Lohmiller PAT)	5/51	10-0
Wash.	2	7:43	1 yd run by Riggs (Lohmiller PAT)	5/55	17-0
Wash.	3	0:16	2 yd run by Riggs (Lohmiller PAT)	1/2	24-0
Buffalo	3	3:01	Norwood 21 yd FG	11/77	24-3
Buffalo	3	9:02	1 yd run by Thomas (Norwood PAT)	6/56	24-10
Wash.	3	13:36	30 yd pass Clark from Rypien (Lohmiller PAT)	11/79	31-10
Wash.	4	0:06	Lohmiller 25 yd FG	4/7	34-10
Wash.	4	3:24	Lohmiller 39 yd FG	5/11	37-10
Buffalo	4	9:01	2 yd pass Metzelaars from Kelly (Norwood PAT)	15/79	37-17
Buffalo	4	11:05	4 yd pass Beebe from Kelly (Norwood PAT)	9/50	37-24

## TEAM STATISTICS

	BILLS	REDSKINS
First Downs	25	24
Rushes/Yards	18/43	40/125
Net Passing Yards	240	292
Passing (A-C-I)	59-29-4	33-18-1
Sacked by Opponent	5-46	0-0
Punts/Average	6-35.0	4-37.5
Fumbles/Lost	6-1	1-0
Penalties	6-50	5-82
Time of Possession	26:17	33:43

Weather: Controlled indoor environment; Outside: 26 degrees, wind chill 4.

## INDIVIDUAL STATISTICS

- RUSHING:** **BILLS:** K. Davis 4-17; Kelly 3-16; Thomas 10-13; Lofton 1-(-3).  
**REDSKINS:** Ervins 13-72; Byner 14-49; Riggs 5-7; Sanders 1-1; Rutledge 1-0; Rypien 6-(-4).
- PASSING:** **BILLS:** Kelly 28-58-275-2 TDs-4 INTs.; Reich 1-1-11-0 TD-0 INT.  
**REDSKINS:** Rypien 18-33-292-2 TDs-1 INT.
- RECEIVING:** **BILLS:** Lofton 7-92; Reed 5-34; Beebe 4-61; K. Davis 4-38; Thomas 4-27; McKeller 2-29; Edwards 1-11; Metzelaars 1-2; Kelly 1-(-8).  
**REDSKINS:** Clark 7-114; Monk 7-113; Byner 3-24; Sanders 1-41.

## BILLS STARTING LINEUPS

**OFFENSE:** WR - James Lofton; TE Pete Metzelaars; LT - Will Wolford; LG - Jim Ritcher; C - Kent Hull; RG - Glenn Parker; RT - Howard Ballard; TE - Keith McKeller; WR - Andre Reed; QB - Jim Kelly; RB - Kenneth Davis

**DEFENSE:** RE - Bruce Smith; NT - Jeff Wright; LE - Leon Seals; LOLB - Cornelius Bennett; LILB -

Shane Conlan; RILB - Carlton Bailey; ROLB - Darryl Talley; RCB - Nate Odomes;

LCB - Kirby Jackson; SS - Dwight Drane; FS - Mark Kelso

## GAME NOTES

- QB Jim Kelly set a new Super Bowl record for pass attempts with 58; breaking the old mark of 50 set by Dan Marino (Super Bowl XIX).

# BUFFALO BILLS

1992

AFC WILD CARD PLAYOFF

## BILLS 41, HOUSTON OILERS 38 (OT)

JANUARY 3, 1993 - RICH STADIUM - (75,141)

Buffalo scored four TDs in under seven minutes in the third quarter, and rallied from a 35-3 deficit to down the Oilers 41-38, marking the greatest comeback in NFL history. Houston jumped out to a 28-3 halftime lead on four QB Warren Moon TD passes. Moon, who played a virtual flawless half, completed 19 of 22 passes for 218 yards and 0 INTs. Buffalo's lone points of the half came on a first quarter K Steve Christie 36-yard FG. Houston made it 35-3 on the Bills' opening drive of the second half when SS Bubba McDowell intercepted a QB Frank Reich pass and raced 58 yards for the score. The Bills' amazing comeback began when RB Kenneth Davis scored from one yard out, and Christie recovered the ensuing onside kick at the Buffalo 48. Four plays later, Reich found WR Don Beebe on a 38-yard TD pass. The Bills' scoring flurry continued on their next possession when Reich hit WR Andre Reed with a 26-yard TD pass to pull Buffalo within 11, 35-24. On the first play of Houston's next possession, S Henry Jones picked off a Moon pass and returned it 15 yards to the Houston 23. On a 4th and 5 play from the 18 yard line, Reich found Reed once again in the endzone to make the score 35-31, Houston. The Bills took their first lead when Reich connected with Reed for the third time, this time from 17 yards out, to put Buffalo on top 38-35 with 3:08 left in regulation play. After a 12-play, 63-yard drive, Del Greco hit a 26-yard FG to send the contest into OT. After winning the toss, Houston gave the ball back to the Bills when DB Nate Odomes picked off a Moon pass. Three plays later, Christie kicked the 32-yard game winner to give Buffalo the dramatic 41-38 victory, sending the team to the second round of the AFC Playoffs.

OILERS	7	21	7	7	0	38
BILLS	3	0	28	7	3	41

### SCORING

Team	Period	Elapsed Time	Scoring Play	Drive	Score
Houston	1	9:09	3 yd pass Jeffires from Moon (Del Greco PAT)	14/80	0-7
Buffalo	1	13:36	Christie 36 yd FG	10/38	3-7
Houston	2	6:01	7 yd pass Slaughter from Moon (Del Greco PAT)	12/80	3-14
Houston	2	11:51	26 yd pass Duncan from Moon (Del Greco PAT)	5/67	3-21
Houston	2	14:46	27 yd pass Jeffires from Moon (Del Greco PAT)	8/67	3-28
Houston	3	1:41	McDowell 58 yd INT return (Del Greco PAT)	0/0	3/35
Buffalo	3	6:08	1 yd run by Davis (Christie PAT)	10/50	10-35
Buffalo	3	7:04	38 yd pass Beebe from Reich (Christie PAT)	4/52	17-35
Buffalo	3	10:39	26 yd pass Reed from Reich (Christie PAT)	4/59	24-35
Buffalo	3	13:00	18 yd pass Reed from Reich (Christie PAT)	4/23	31-35
Buffalo	4	11:52	17 yd pass Reed from Reich (Christie PAT)	7/74	38-35
Houston	4	14:48	Del Greco 26 yd FG	12/63	38-38
Buffalo	OT	3:06	Christie 32 yd FG	3/6	41-38

### TEAM STATISTICS

	BILLS	OILERS
First Downs	19	27
Rushes/Yards	26/98	22/82
Net Passing Yards	268	347
Passing (A-C-I)	34-21-1	50-36-2
Sacked by Opponent	3-21	4-24
Punts/Average	2-35.0	2-24.5
Fumbles/Lost	0-0	2-0
Penalties	4-30	4-30
Time of Possession	25:27	37:39
Weather: Cloudy, 41 degrees		

### INDIVIDUAL STATISTICS

RUSHING:	BILLS: Davis 13-68; Thomas 11-26; Gardner 1-5; Reich 1-(-1)
	OILERS: White 19-75; Moon 2-7; Montgomery 1-0
PASSING:	BILLS: Reich 21-34-289-4 TD-1 INT
	OILERS: Moon 36-50-371-4 TD-2 INT
RECEIVING:	BILLS: Reed 8-136; Beebe 4-64; Metzelaars 3-43; Davis 2-25; Lofton 2-24; Thomas 2-(-3)
	OILERS: Givens 9-117; Jeffires 8-98; Slaughter 8-73; Duncan 8-57; Harris 2-15; White 1-11

### BILLS STARTING LINEUPS

**OFFENSE:** QB-Frank Reich; RB-Thurman Thomas; FB- Carwell Gardner; WR-Andre Reed, James Lofton; TE-Pete Metzelaars; LT- Will Wolford; LG- Jim Ritcher; C-Kent Hull; RG-Glenn Parker; RT-Howard Ballard.

**DEFENSE:** LE-Phil Hansen; NT-Jeff Wright; RE-Bruce Smith; LLB-Darryl Talley; RLB-Shane Conlan; DB-Clifford Hicks, Kurt Schulz; LCB-James Williams; RCB-Nate Odomes; SS-Henry Jones; FS-Mark Kelso.

### GAME NOTES

- Buffalo's 32-point comeback marked the greatest comeback in NFL history.
- The 79 points scored by Buffalo and Houston tied an NFL playoff record with San Diego (41) and Miami (38) in a 1981 Divisional playoff encounter.
- QB Frank Reich tied Jim Kelly's club playoff record with 4 TD passes.

**1992**

**AFC DIVISIONAL PLAYOFF**  
**BILLS 24, PITTSBURGH 3**  
 JANUARY 9, 1993 - THREE RIVERS STADIUM - (60,407)

Buffalo took advantage of three Pittsburgh turnovers, and sacked QB Neil O'Donnell seven times en route to a 24-3 victory, earning the Bills their third consecutive trip to the AFC Championship Game. Pittsburgh's only points came on its first possession when K Gary Anderson connected on a 38-yard FG. Buffalo set the halftime score at 7-3 when QB Frank Reich hit OL Mitch Frerotte out of the backfield on a one-yard TD pass. The score was set up when DE Bruce Smith sacked O'Donnell, forcing a fumble which was recovered by DE Phil Hansen on the Buffalo 41. On the Bills' first possession of the half, Buffalo marched 80 yards in 13 plays, capped off by a 17-yard scoring strike from Reich to WR James Lofton to make the score 14-3, Buffalo. After a botched FG attempt by Pittsburgh, Buffalo drove 44-yards, setting up a K Steve Christie 43-yard FG. The Bills put the game away on their next possession, putting together an 86-yard drive that ended with a FB Carwell Gardner one-yard run to set the final score, 24-3. RB Kenneth Davis rushed 10 times for 107 yards, while WR Don Beebe grabbed seven passes for 72 yards to compliment Reich's 16-23 passing performance. LB Darryl Talley recorded seven tackles and a sack, and NT Jeff Wright and DE Keith Willis had two sacks a piece to lead the Buffalo defensive effort.

BILLS	0	7	7	10	24
STEELERS	3	0	0	0	3

**SCORING**

Team	Period	Elapsed Time	Scoring Play	Drive	Score
Pittsburgh	1	7:46	Anderson 38 yd FG	9/33	0-3
Buffalo	2	13:04	1 yd pass Frerotte from Reich (Christie PAT)	9/59	7-3
Buffalo	3	11:00	17 yd pass Lofton from Reich (Christie PAT)	13/80	14-3
Buffalo	4	4:47	Christie 43 yd FG	10/44	17-3
Buffalo	4	13:04	1 yd run by Gardner (Christie PAT)	8/86	24-3

**TEAM STATISTICS**

	BILLS	STEELERS
First Downs	19	18
Rushes/Yards	39/169	27/129
Net Passing Yards	156	111
Passing (A-C-I)	23-16-0	29-15-2
Sacked by Opponent	1-4	7-52
Punts/Average	4-42.3	3-37.3
Fumbles/Lost	0-0	4-1
Penalties	4-33	2-23
Time of Possession	32:26	27:34
Weather: Light flurries and 31 degrees		

**INDIVIDUAL STATISTICS**

<b>RUSHING:</b>	<b>BILLS:</b> Davis 10-104; Thomas 19-54; Gardner 7-22; Reich 2- (-3); Reed 1- (-8)
	<b>STEELERS:</b> Foster 20-104; O'Donnell 4-26; Thompson 1-3; Royals 1-0; Stone 1- (-4)
<b>PASSING:</b>	<b>BILLS:</b> Reich 16-23-160-2 TD- 0 INT.
	<b>STEELERS:</b> O'Donnell 15-29-163-0 TD-2 INT
<b>RECEIVING:</b>	<b>BILLS:</b> Beebe 6-72; Lofton 2-29; Thomas 3-25; McKeller 2-22; Metzelaars 2-11; Frerotte 1-1
	<b>STEELERS:</b> Mills 8-93; Davenport 3-54; Stone 1-9; Foster 1-7

**BILLS STARTING LINEUPS**

**OFFENSE:** QB-Frank Reich; RB-Thurman Thomas; WR-Andre Reed, James Lofton, Don Beebe; TE-Pete Metzelaars; LT- Will Wolford; LG- Jim Ritcher; C-Kent Hull; RG-Glenn Parker; RT-Howard Ballard.

**DEFENSE:** LE-Phil Hansen; NT-Jeff Wright; RE-Bruce Smith; ROLB-Darryl Talley; LOLB-Marvcus Patton; LILB-Shane Conlan; RILB-Cornelius Bennett; LCB-James Williams; RCB-Nate Odomes; SS-Henry Jones; FS-Mark Kelso.

**GAME NOTES**

- Buffalo's 24-3 win over Pittsburgh in Three Rivers Stadium snapped a streak of 15 consecutive victories by a home team in AFC playoff competition since the 1989 season.
- The three points Buffalo allowed Pittsburgh were the second-fewest ever by the Bills in the post-season.
- Kenneth Davis' 10.4 average made him the first Buffalo RB to average better than 10 yards per carry in a post-season affair (minimum 10 carries).

# BUFFALO BILLS

1992

## AFC CHAMPIONSHIP GAME BILLS 29, MIAMI DOLPHINS 10 JANUARY 17, 1993 - JOE ROBBIE STADIUM - (72,793)

Bills' K Steve Christie connected on five FGs, and QB Jim Kelly returned to the lineup to lead Buffalo to a 29-10 victory over Miami, and a berth in a third straight Super Bowl. The Bills got on the board first on a Christie 21-yard FG. The score was set up when DE Bruce Smith sacked Miami QB Dan Marino, forcing a fumble which LB Darryl Talley recovered. Dolphins' K Pete Stoyanovich knotted the score at 3-3 with a 51-yard FG to close out the first quarter scoring. Buffalo came right back, driving 64 yards on seven plays, capped off by a 17-yard TD pass from Kelly to RB Thurman Thomas. On the Dolphins next possession, Bills' DE Phil Hansen intercepted Marino on the Miami 24 yard line, setting up a 33-yard Christie FG to give the Bills a 13-3 halftime lead. On the second half kickoff, Buffalo DE Mark Pike stripped the ball from Mike Williams, and FB Carwell Gardner recovered on the Miami 24. Five plays later, RB Kenneth Davis scored on a two-yard run to put Buffalo on top, 20-3. Christie added another FG in the third quarter, and two more in the fourth to tie an NFL playoff record. Miami's only points of the half came on a 15-yard TD pass from Marino to WR Mark Duper. Kelly completed 17 of 24 passes for 177 yards and a TD, including a perfect seven of seven in the second half. RBs Thurman Thomas and Kenneth Davis combined for 157 rushing yards and 122 yards receiving as the Bills rolled to their third consecutive AFC Championship.

BILLS	3	10	10	6	10
DOLPHINS	3	0	0	7	29

### SCORING

Team	Period	Elapsed Time	Scoring Play	Drive	Score
Buffalo	1	9:17	Christie 21 yd FG	6/43	3-0
Miami	1	13:03	Stoyanovich 51 yd FG	7/39	3-3
Buffalo	2	:40	17 yd pass Thomas from Kelly (Christie PAT)	7/64	10-3
Buffalo	2	2:58	Christie 33 yd FG	4/2	13-3
Buffalo	3	1:58	2 yd run by Davis (Christie PAT)	5/24	20-3
Buffalo	3	11:33	Christie 21 yd FG	15/67	23-3
Buffalo	4	:04	Christie 31 yd FG	5/39	26-3
Miami	4	7:28	15 yd pass Duper from Marino (Stoyanovich PAT)	9/62	26-10
Buffalo	4	12:23	Christie 38 yd FG	7/23	29-10

### TEAM STATISTICS

	BILLS	DOLPHINS
First Downs	20	15
Rushes/Yards	48/182	11/33
Net Passing Yards	176	243
Passing (A-C-I)	24-17-2	45-22-2
Sacked by Opponent	1-1	4-25
Punts/Average	2-34.5	4-37.0
Fumbles/Lost	1/0	4/3
Penalties	3-20	5-40
Time of Possession	36:19	23:41
Weather: Sunny, 67 degrees		

### INDIVIDUAL STATISTICS

<b>RUSHING:</b>	<b>BILLS:</b> Thomas 20-96; Davis 19-61; Lamb 1-16; Reed 2-6; Kelly 3-4; Gardner 3- (-1) <b>DOLPHINS:</b> Humphrey 8-22; Craver 2-13; Marino 1- (-2)
<b>PASSING:</b>	<b>BILLS:</b> Kelly 17-24-177-1 TD-2 INT <b>DOLPHINS:</b> Marino 22-45-268--1 TD-2 INT
<b>RECEIVING:</b>	<b>BILLS:</b> Thomas 5-70; Davis 4-52; Reed 3-25; Lofton 2-19; Mckeller 1-11; Metzelaars 1-6; Gardner 1- (-6) <b>DOLPHINS:</b> Jackson 5-71; Martin 3-55; Humphrey 5-41; Duper 2-36; Clayton 3-32; Banks 2-18; Craver 2-15

### BILLS STARTING LINEUPS

**OFFENSE:** QB-Jim Kelly; RB-Thurman Thomas; WR-Andre Reed, James Lofton, Don Beebe; TE-Pete Metzelaars; LT- Will Wolford; LG- Jim Ritcher; C-Kent Hull; RG-Glenn Parker; RT-Howard Ballard.

**DEFENSE:** LE-Phil Hansen; NT-Jeff Wright; RE-Bruce Smith; ROLB-Darryl Talley; LOLB-Marvucus Patton; LILB-Shane Conlan; RILB-Cornelius Bennett; LCB-James Williams; RCB-Nate Odomes; SS-Henry Jones; FS-Mark Kelso.

### GAME NOTES

- QB Jim Kelly returned to the Bills' starting lineup after suffering a knee injury in the regular season finale at Houston.
- Steve Christie's five FGs tied an NFL postseason record, while his 17-point output ranks as the third highest total in Bills' playoff history.



1992

**SUPER BOWL XXVII**  
**COWBOYS 52, BILLS 17**  
 JANUARY 31, 1993 - ROSE BOWL - (98,374)

Buffalo led 7-0, on a 2-yard TD run by RB Thurman Thomas five minutes into the game, until the first two of their record nine turnovers helped the Cowboys take the lead for good late in the opening quarter. First, Dallas safety James Washington intercepted a Jim Kelly pass and returned it 13 yards to the Bills' 47, setting up QB Troy Aikman's 2-yard TD pass to TE Jay Novacek with 1:36 remaining in the period. On the next play from scrimmage, Kelly was sacked by Charles Haley and fumbled at the Bills' two-yard line where the Cowboy's Jimmie Jones picked up the loose ball and ran two yards for a TD. Dallas, which recovered five fumbles and intercepted four passes, struck just as quickly late in the first half, when Aikman tossed 19- and 18-yard TD passes to Michael Irvin 15 seconds apart to give the Cowboys a 28-10 lead at intermission. Buffalo scored for the last time when backup quarterback Frank Reich, playing because Kelly was injured while attempting to pass midway through the second quarter, threw a 40-yard TD pass to Don Beebe on the final play of the third period to trim the deficit to 31-17. But Dallas put the game out of reach by scoring three times in a span of 2:33 of the fourth quarter.

BILLS	7	3	7	0	17
COWBOYS	14	14	3	21	52

**SCORING**

Team	Prd.	Clock Time	Scoring Play	Drive	Score
Buffalo	1	10:00	Thomas 2 yd run (Christie, PAT)	4-16 (1:40)	7-0
Dallas	1	1:36	Novacek 23 yd pass from Aikman (Elliott, PAT)	6-47 (3:04)	7-7
Dallas	1	1:21	Jones 2 yd fumble return (Elliott, PAT)		7-14
Buffalo	2	3:24	Christie 21 yd FG	12-82 (4:46)	10-14
Dallas	2	1:54	Irvin 19 yd pass from Aikman (Elliott, PAT)	5-72 (1:30)	10-21
Dallas	2	1:36	Irvin 18 yd pass from Aikman (Elliott, PAT)	1-18 (0:07)	10-28
Dallas	3	8:21	Elliott 20 yd FG	12-77 (6:39)	10-31
Buffalo	3	0:00	Beebe 40 yd pass from Reich (Christie, PAT)	5-61 (2:10)	17-31
Dallas	4	10:04	Harper 45 yd pass from Aikman (Elliott, PAT)	2-56 (0:50)	17-38
Dallas	4	8:12	Smith 10 yd run (Elliott, PAT)	3-8 (1:29)	17-45
Dallas	4	7:31	Norton 9 yd fumble return (Elliott, PAT)		17-52

**TEAM STATISTICS**

	BILLS	COWBOYS
First Downs	22	20
Rushes-Yards	29-108	29-137
Net Passing Yards	254	271
Passing (A-C-I)	38-22-4	30-22-0
Sacked by Opponent	4-22	1-2
Punts-Average	3-45.3	4-32.8
Fumbles-Lost	8-5	4-2
Penalties	4-30	8-53
Time of Possession	28:48	31:12
Weather: Sunny, 61 degrees.		

**INDIVIDUAL STATISTICS**

**RUSHING:** **BILLS:** Davis 15-86; Thomas 11-19; Gardner 1-3; Reich 2-0.  
**COWBOYS:** Smith 22-108; Aikman 3-28; Gainer 2-1; Johnston 1-0; Beuerlein 1-0.

**PASSING:** **BILLS:** Kelly 7-4-82 - 0 TD - 2 INT; Reich 31-18-194 - 1 TD - 2 INT.  
**COWBOYS:** Aikman 30-22-273 - 4 TD - 0 INT.

**RECEIVING:** **BILLS:** Reed 8-152; Beebe 2-50; Tasker 2-30; Davis 3-16; Metzelaars 2-12; Thomas 4-10; McKeller 1-6.  
**COWBOYS:** Irvin 6-114; Novacek 7-72; Harper 1-45; Smith 6-27; Johnston 2-15.

**BILLS STARTING LINEUPS**

**OFFENSE:** WR - James Lofton; LT - Will Wolford; LG - Jim Ritcher; C - Kent Hull; RG - Glenn Parker; RT - Howard Ballard; TE - Pete Metzelaars; WR - Andre Reed; QB - Jim Kelly; RB - Thurman Thomas; WR - Don Beebe

**DEFENSE:** LE - Phil Hansen; NT - Jeff Wright; RE - Bruce Smith; LOLB - Marcus Patton; LILB - Shane Conlan; RILB - Cornelius Bennett; ROLB - Darryl Talley; LCB - James Williams; RCB - Nate Odomes; SS - Henry Jones; FS - Mark Kelso

**GAME NOTES**

- Andre Reed had eight receptions for 152 yards.
- Reed moved into first place on the NFL's all-time leader list for Super Bowl receptions (21).

1993

**AFC DIVISIONAL PLAYOFFS**  
**BILLS 29, RAIDERS 23**  
 JANUARY 15, 1994 - RICH STADIUM - (61,923)

The Bills trailed, 17-6, late in the first half and, 23-22, late in the third quarter before QB Jim Kelly capped perhaps the most brilliant performance of his career with a 22-yard TD pass to WR Bill Brooks, his second of the game for the winning points 2:55 into the fourth quarter. The Bills overcame the losses of their leading receiver and best run-blocker, TE Pete Metzelaars, who left the game late in the third quarter with a dislocated finger, and RB Thurman Thomas, who left early in the fourth with a mild concussion. After a scoreless first quarter, the Raiders struck first with a K Jeff Jaeger 30-yard FG. Each team traded a pair of rushing TDs as Bills RB Kenneth Davis plunged in from 1 yard out and Thomas scored on an 8-yard run. Raiders RB Napoleon McCallum added two 1-yard TD runs in between Buffalo's two scores to give them a 17-13 lead at the intermission. Buffalo's defense was as effective as its offense in the final two quarters, as the Bills took control of the game in the second half by outscoring the Raiders, 16-6, and picking up 18 first downs to L.A.'s one, which came on a touchdown.

RAIDERS	0	17	6	0	23
BILLS	0	13	9	7	29

SCORING

Team	Prd.	Clock	Scoring Play	Drive	Score
Los Angeles	2	13:47	Jaeger 30 yd FG	11-58 (5:21)	3-0
Buffalo	2	13:30	Davis 1 yd. run (No good, WR)	1-1 (0:17)	3-6
Los Angeles	2	8:10	McCallum 1 yd run (Jaeger, PAT)	8-57 (5:20)	10-6
Los Angeles	2	1:57	McCallum 1 yd run (Jaeger, PAT)	11-40 (5:55)	17-6
Buffalo	2	0:50	Thomas 8 yd run (Christie, PAT)	4-76 (1:07)	17-13
Buffalo	3	3:23	Brooks 25 yd pass from Kelly (No good, blocked)	5-60(1:41)	17-19
Buffalo	3	0:59	Christie 29 yd FG	5-18(1:26)	17-22
Los Angeles	3	0:30	Brown 86 yd pass from Hostetler (No good, HLU)	2-86(0:29)	23-22
Buffalo	4	12:05	Brooks 22 yd pass from Kelly (Christie, PAT)	9-71(3:25)	23-29

TEAM STATISTICS

	RAIDERS	BILLS
First Downs	15	25
Rushes-Yards	35-110	30-75
Net Passing Yards	215	280
Passing (A-C-I)	20-14-0	37-27-0
Sacked by Opponent	2-15	3-7
Punts-Average	6-37.0	3-36.3
Fumbles-Lost	2-1	3-1
Penalties	9-77	2-15
Time of Possession	32:57	27:03

Weather: mixture of sun and clouds; 0 degrees; wind chill (-32)

INDIVIDUAL STATISTICS

**RUSHING:** **BILLS:** Thomas 14-44; Davis 11-36; Kelly 5- (-5).  
**RAIDERS:** McCallum 19-56; Hostetler 5-29; Montgomery 9-22; Bell 2-3.

**PASSING:** **BILLS:** Kelly 37-27-287 - 2 TD - 0 INT  
**RAIDERS:** Hostetler 20-14-230 - 1TD - 0 INT

**RECEIVING:** **BILLS:** Brooks 6-96; Reed 4-53; Thomas 6-48; Metzelaars 5-43;  
 McKeller 3-21; Davis 1-16; Beebe 1-9; Gardner 1-1.  
**RAIDERS:** Brown 5-127; Horton 2-42; Montgomery 3-26; McCallum 1-15;  
 Bell 1-12; Duff 1-5; Jett 1-3.

BILLS STARTING LINEUPS

**OFFENSE:** WR - Don Beebe; LT - John Fina; LG - Glenn Parker; C - Kent Hull; RG - John Davis; RT - Howard Ballard; TE - Pete Metzelaars; WR - Andre Reed; QB - Jim Kelly; RB - Thurman Thomas; WR - Bill Brooks

**DEFENSE:** LE - Phil Hansen; NT - Jeff Wright; RE - Bruce Smith; LOLB - Cornelius Bennett; LILB - Marcus Patton; RILB - Mark Maddox; ROLB - Darryl Talley; LCB - Mickey Washington; RCB - Nate Odomes; SS - Henry Jones; FS - Mark Kelso

GAME NOTES

- The two TDs by Bill Brooks were the first of his career in the postseason.
- Bills are now 7-0 at Rich Stadium in the postseason
- The 30 points scored in the second quarter (L.A. 17, Buffalo 13) established a new Buffalo record for that stanza. The old record, 28 (Buffalo 14, Miami 14), was established 1/12/91 in an AFC Divisional Playoff contest.

**1993**

**AFC CHAMPIONSHIP GAME**  
**BILLS 30, CHIEFS 13**  
 JANUARY 23, 1994 - RICH STADIUM - (76,642)

The Buffalo Bills made history by becoming the only team ever to reach four consecutive Super Bowls with a solid, 30-13, victory over the Chiefs in the AFC Championship game. RB Thurman Thomas set a franchise record with 189 rushing yards on 33 carries and a club-record three TDs. After the teams each traded punts twice, the Bills finally got on the board midway through the first quarter with Thomas' 12-yard TD up the middle. Chiefs QB Joe Montana then led the Chiefs on a 10-play, 51-yard drive all the way to the Buffalo 13. The Chiefs, however, had to settle for a 31-yard FG. The Chiefs added a second 31-yard FG less than two minutes later after Bills KR Russell Copeland fumbled the ensuing kickoff. Thomas' second TD and two K Steve Christie FGs helped stake the Bills to a 20-6 halftime lead. RB Marcus Allen brought the Chiefs to within a touchdown late in the third quarter with a 1-yard TD run, however, Christie and Thomas combined for another 10 points to close the scoring at 30-13 and send the Bills to Atlanta.

CHIEFS	6	0	7	0	13
BILLS	7	13	0	10	30

**SCORING**

Team	Prd.	Time	Scoring Play	Drive	Score
Buffalo	1	6:49	Thomas 12 yd run (Christie, PAT)	6-47 (1:52)	0-7
Kansas City	1	2:14	Lowery 31 yd Field Goal	10-51 (4:35)	3-7
Kansas City	1	0:39	Lowery 31 yd Field Goal	5-11 (1:35)	6-7
Buffalo	2	12:02	Thomas 3 yd run (Christie, PAT)	9-80 (3:37)	6-14
Buffalo	2	7:02	Christie 23 yd Field Goal	10-41 (3:31)	6-17
Buffalo	2	2:01	Christie 25 yd Field Goal	10-56 (3:55)	6-20
Kansas City	3	3:06	Allen 1 yd run (Lowery, PAT)	14-90 (7:18)	13-20
Buffalo	4	11:55	Christie 18 yd Field Goal	14-79 (6:11)	13-23
Buffalo	4	5:30	Thomas 3 yd run (Christie, PAT)	8-52 (4:41)	13-30

**TEAM STATISTICS**

	CHIEFS	BILLS
First Downs	22	30
Rushes-Yards	21-52	46-225
Net Passing Yards	286	160
Passing (A-C-I)	52-25-2	27-17-0
Sacked by Opponent	4-37	0-0
Punts-Average	6-40.8	4-33.3
Fumbles-Lost	1-0	1-1
Penalties	6-29	2-10
Time of Possession	29:20	30:40

Weather: drizzle and snow; 29 degrees; wind chill (15)

**INDIVIDUAL STATISTICS**

**RUSHING:** **BILLS:** Thomas 33-186; Davis 10-32; Reed 1-8; Kelly 2-3.  
**CHIEFS:** Allen 18-50; Anders 2-1; Montana 1-1.

**PASSING:** **BILLS:** Kelly 27-17-160 - 0 TD - 0 INT  
**CHIEFS:** Montana 23-9-125 - 0TD -2 INT; Krieg 29-16-198-0TD-2 INT.

**RECEIVING:** **BILLS:** Reed 4-49; Brooks 4-34; Metzelaars 4-29; Thomas 2-22; Beebe 2-19; McKeller 1-7.  
**CHIEFS:** Cash 6-87; Birden 4-60; Davis 5-57; Allen 2-36; McNair 2-33; Hayes 2-14; Thompson 1-12; Hughes 1-11; Anders 1-7; Szott 1-6.

**BILLS STARTING LINEUPS**

**OFFENSE:** WR - Don Beebe; LT - John Fina; LG - Glenn Parker; C - Kent Hull; RG - John Davis; RT - Howard Ballard; TE - Pete Metzelaars; WR - Andre Reed; QB - Jim Kelly; RB - Thurman Thomas; WR - Bill Brooks

**DEFENSE:** LE - Phil Hansen; NT - Jeff Wright; RE - Bruce Smith; LOLB - Cornelius Bennett; LILB - Marcus Patton; RILB - Mark Maddox; ROLB - Darryl Talley; LCB - Mickey Washington; RCB - Nate Odomes; SS - Henry Jones; FS - Mark Kelso

**GAME NOTES**

- Buffalo rushed for a team playoff record 229 yards.
- Thomas' 189 rushing yards is the second-most in AFC Championship game history.

1993

**SUPER BOWL XXVIII**  
**COWBOYS 30, BILLS 13**  
 JANUARY 30, 1994 - GEORGIA DOME - (72,817)

KR Kevin Williams returned the opening kickoff 50 yards, however, Dallas had to settle with a 41-yard K Eddie Murray FG. Buffalo kicker Steve Christie tied the game less than three minutes later with a Super Bowl record 54-yard FG. On the Bills' first play of their next possession, RB Thurman Thomas fumbled a shovel pass from QB Jim Kelly at midfield. Once again, however, the Cowboys had to settle for a FG. The Bills then responded with a 17-play, 80-yard drive that ended with a 4-yard TD run by Thomas to go ahead, 10-6. The drive had come to a halt when the Bills had a fourth-and-three, however, Dallas was penalized five yards for running into P Chris Mohr. CB Nate Odomes intercepted a QB Troy Aikman pass with a little over a minute remaining in the first half, and the Bills took advantage by converting on another Christie FG as time expired, giving Buffalo a 13-6 halftime lead. Less than a minute into the third quarter, momentum swung in the Cowboy's direction when Thomas fumbled and reserve safety James Washington returned the ball 46 yards for a TD, tying the game at 13. Buffalo's offense was shut down for the remainder of the contest, while game MVP RB Emmitt Smith ran for two TDs, a 15-yarder in the third quarter and a 1-yard plunge in the fourth, to put the game away. Murray added a late FG to close out the scoring, 30-13, and earn the Cowboys their second-straight Super Bowl victory over Buffalo.

COWBOYS	6	0	14	10	30
BILLS	3	10	0	0	13

**SCORING**

Team	Prd.	Clock	Time	Scoring Play	Drive	Score
Dallas	1	12:41		Murray 41 yd. FG	5-24 (2:19)	3-0
Buffalo	1	10:19		Christie 54 yd. FG	8-43 (2:22)	3-3
Dallas	1	3:55		Murray 24 yd. FG	7-43 (4:02)	6-3
Buffalo	2	12:26		Thomas 4 yd. run (Christie, PAT)	17-80 (6:29)	6-10
Buffalo	2	0:00		Christie 28 yd. FG	7-38 (1:03)	6-13
Dallas	3	14:05		Washington 46 yd. fumble return (Murray, PAT)		13-13
Dallas	3	8:42		Smith 15 yd. run (Murray, PAT)	8-64 (4:32)	20-13
Dallas	4	9:50		Smith 1 yd. run (Murray, PAT)	9-34 (5:03)	27-13
Dallas	4	2:50		Murray 20 yd. FG	10-49 (4:10)	30-13

**TEAM STATISTICS**

	COWBOYS	BILLS
First Downs	20	22
Rushes-Yards	35-137	27-87
Net Passing Yards	204	227
Passing (A-C-I)	27-19-1	50-31-1
Sacked by Opponent	2-3	3-33
Punts-Average	4-43.8	5-37.6
Fumbles-Lost	0-0	3-2
Penalties	6-50	1-10
Time of Possession	34:29	25:31

Weather: Cloudy, 44D, 70% RH, 20% chance of light showers.

**INDIVIDUAL STATISTICS**

**RUSHING:** **BILLS:** Davis 9-38; Thomas 16-37; Kelly 2-12.  
**COWBOYS:** Smith 30-132; Williams 1-6; Aikman 1-3; Johnston 1-0;  
 Kosar 1- (-1); Coleman 1- (-3).

**PASSING:** **BILLS:** Kelly 50-31-260 - 0 TD - 1 INT  
**COWBOYS:** Aikman 27-19-207 - 0 TD - 1 INT.

**RECEIVING:** **BILLS:** Reed 6-75; Brooks 7-63; Beebe 6-60; Thomas 7-52; Metzelaars 1-8;  
 McKeller 1-7; Davis 3- (-5).  
**COWBOYS:** Harper 3-75; Irvin 5-66; Novacek 5-26; Smith 4-26;  
 Johnston 2-14.

**BILLS STARTING LINEUPS**

**OFFENSE:** WR - Don Beebe; LT - John Fina; LG - Glenn Parker; C - Kent Hull;  
 RG - John Davis; RT - Howard Ballard; TE - Pete Metzelaars; WR - Andre Reed; QB - Jim Kelly; RB - Thurman Thomas; WR - Bill Brooks  
**DEFENSE:** LE - Phil Hansen; NT - Jeff Wright; RE - Bruce Smith; LOLB - Cornelius Bennett;  
 LILB - Marcus Patton; RILB - Mark Maddox; ROLB - Darryl Talley; LCB - Mickey Washington;  
 RCB - Nate Odomes; SS - Henry Jones; FS - Mark Kelso

**GAME NOTES**

- Christie's 54-yard FG in the first quarter was the longest in Super Bowl history and the second-longest in NFL playoff history (58 yards, Pete Stoyanovich, 1990)
- Bills had only one penalty, setting a new club record for fewest in a postseason game.

1995

**AFC WILD CARD PLAYOFF**  
**BILLS 37, MIAMI DOLPHINS 22**  
 DECEMBER 30, 1995 - RICH STADIUM-(73,103)

The Bills improved to 9-0 at Rich Stadium in the postseason with their impressive 37-22 victory over their AFC East foe the Miami Dolphins in the first round of the AFC playoffs. The Bills jumped out to an early 7-0 lead on a seven play, 58-yard drive that resulted in a one-yard TD run by RB Thurman Thomas, who ran his consecutive postseason games with a TD streak to six games. Buffalo would never look back as they forced Miami into three downs and out before K Steve Christie added his first of three FGs to make the score 10-0. The Bills defense stepped up at the start of the second quarter when Miami attempted a fourth-and-seven play from the Buffalo 32-yard line and were stopped. The Bills took over on downs and needed only four plays to march down the field for the score on RB Darick Holmes' 21-yard run into the end zone. The score was set up by a vintage 32-yard burst by RB Thurman Thomas to the Dolphins 21-yard line. Thomas, who had his sixth career 100-yard rushing postseason game, would finish the day with 158 yards on 25 carries and the Bills' 341 rushing yards would be the second highest total in NFL postseason history. Buffalo crossed the goal line again on their next possession when QB Jim Kelly's perfect 37-yard touch pass fell into the arms of WR Steve Tasker in the end zone to make the score 24-0 at halftime. Tasker would finish the first half with 108 yards receiving, the first 100-yard receiving game of his career. The scoring drive was set up by LB Marlo Perry's first career interception at the Bills' 38. Buffalo added three more points to their lead late in the third quarter when Christie added a 23-yard FG to push the lead to 27-0. Miami finally got on the board on their first possession of the fourth quarter when QB Dan Marino hit WR OJ McDuffie on a five-yard TD pass. The Bills punched in their final TD of the afternoon on RB Tim Tindale's career-long 44-yard burst off the left side for the score. The Dolphins rebounded with another score before Christie added a 44-yard FG, the team's final points of the day. The Dolphins added one final TD late in the game to provide for the final margin of victory, 37-22.

BILLS	10	14	3	10	37
DOLPHINS	0	0	0	22	22

**SCORING**

Team	Qtr.	Clock	Scoring Play	Drive	Score
Buffalo	1	9:58	T. Thomas 1 yd. run (S. Christie, PAT)	7-58, 3:48	7-0
Buffalo	1	7:02	S. Christie 48 yd. FG	6-26, 1:21	10-0
Buffalo	2	9:54	D. Holmes 21 yd. run (S. Christie, PAT)	4-68, 1:24	17-0
Buffalo	2	7:21	S. Tasker 37 yd. pass from J. Kelly (S. Christie, PAT)	3-62, 0:49	24-0
Buffalo	3	1:03	S. Christie 23 yd. FG	10-55, 4:59	27-0
Miami	4	13:53	O.J. McDuffie 5 yd. pass from D. Marino (P. Stoyanovich, PAT)	9-67, 2:10	27-7
Buffalo	4	9:31	T. Tindale 44 yd. run (S. Christie, PAT)	3-61, 1:30	34-7
Miami	4	8:01	R. Hill 45 yd. pass from D. Marino (P. Stoyanovich, PAT)	7-68, 1:30	34-14
Buffalo	4	4:36	S. Christie 42 yd. FG	8-44, 3:25	37-14
Miami	4	2:09	T. Kirby 1 yd. run (O.J. McDuffie-D.Marino,pass)	8-73,2:27	37-22

**TEAM STATISTICS**

	BILLS	DOLPHINS
First Downs	27	26
Rushes-Yards	52-341	14-70
Net Passing Yards	195	432
Passing (A-C-I)	22-12-2	66-34-3
Sacked by Opponent	0-0	0-0
Punts-Average	4-34.5	3-38.3
Fumbles-Lost	1-0	2-1
Penalties	5-29	4-15
Time of Possession	34:32	25:28
Weather:	Cold and overcast 29 degrees, SW 14 mph Wind Chill 11	

**INDIVIDUAL STATISTICS**

**RUSHING:** **BILLS:** T. Thomas, 25-158; D. Holmes, 15-87; T. Tindale, 4-68; B. Brooks, 2-28; S. Tasker, 2-7; J. Kelly, 3(-3); R. Copeland, 1(-4).  
**DOLPHINS:** K. Byars, 4-22; J. Kidd, 1-18; B. Parmalee; 5-13; O.J. McDuffie; 1-9; T. Kirby, 2-8; D. Marino; 1-0

**PASSING:** **BILLS:** J. Kelly, 22-12-195-1 TD- 2 INT  
**DOLPHINS:** D. Marino, 64-33-422- 2 TD- 3 INT; B. Kosar, 1-1-10-0 TD- 0 INT; O.J. McDuffie, 1-0-0- TD- 0 INT

**RECEIVING:** **BILLS:** S. Tasker, 5-108; T. Thomas, 3-42; T. Cline, 2-32; B. Brooks, 2-13  
**DOLPHINS:** O.J. McDuffie, 11-154; T. Kirby, 8-68; B. Parmalee, 4-51; K. Byars, 4-30, I. Fryar, 3-29; R. Hill, 2-59; G. Clark, 2-41

**GAME NOTES**

- Buffalo rushed for a club playoff record 341 yards, the most ever by an AFC team in a playoff game, and the 2nd most in league postseason history.
- Buffalo improved to 9-0 in playoff games at Rich Stadium. They have won their last 13 AFC playoff games.

# BUFFALO BILLS

1995

## AFC DIVISIONAL PLAYOFF STEELERS 40, BILLS 21 JANUARY 6, 1996 - THREE RIVER STADIUM-(59,072)

The Bills' Super Bowl dream came to a close on the frozen surface of Three Rivers Stadium with a 40-21 loss to the Pittsburgh Steelers in the second round of the AFC playoffs. The Bills, playing without DE Bruce Smith who remained in Buffalo with the flu, quickly found themselves trailing 20-0 with under five minutes to play in the first half. Instead of packing it in, the Bills persevered and kept the game close by adding a one-yard RB Thurman Thomas TD plunge with under a minute remaining in the first half to close the gap to 20-7. For Thomas it was his seventh consecutive postseason game with a TD, second highest streak in NFL history. The Steelers quickly regrouped to add a FG which made the score 23-7 at halftime. Pittsburgh added another three-pointer at the start of the third quarter before the Bills offense would get jump-started by a 40-yard run on a reverse by WR Steve Tasker. Two plays later backup QB Alex Van Pelt, in for a shaken QB Jim Kelly, hit TE Tony Cline on a two-yard TD pass to close the gap to 26-14. It was Cline's first-career touchdown. On their first possession of the final stanza the Bills drove 36 yards in six plays which was capped off by a nine yard pass from Kelly, who returned in the middle of the drive, to Thomas to make the score 26-21. For Thomas, it was his 18th postseason TD, making him the NFL's career postseason TD leader at the time. Pittsburgh took their ensuing possession and held onto the ball for 5:07 in driving 76 yards for the game-clinching TD to make the score 33-21. The Steelers added one more score with under two minutes to play to provide the final margin, 40-21.

BILLS	0	7	7	7	21
STEELERS	7	16	3	14	40

### SCORING

Team	Qtr.	Clock	Time	Scoring Play	Drive	Score
Pittsburgh	1	9:29	J.T. Williams	1 yd. run (N. Johnson, PAT)	9-76, 5:31	0-7
Pittsburgh	2	14:18	E. Mills	10 yd. pass from O'Donnell (N. Johnson, PAT)	10-58, 5:23	0-14
Pittsburgh	2	7:31	N. Johnson	45 yd. Field Goal	5-16, 1:14	0-17
Pittsburgh	2	4:22	N. Johnson	38 yd. Field Goal	4(-8), 1:43	0-20
Buffalo	2	0:45	T. Thomas	1 yd. run (S. Christie, Kick)	4-49, 0:55	7-20
Pittsburgh	2	0:07	N. Johnson	34 yd. Field Goal	5-53, 0:38	7-23
Pittsburgh	3	8:24	N. Johnson	39 yd. Field Goal	4-4, 0:56	7-26
Buffalo	3	3:27	T. Cline	2 yd. pass from A. Van Pelt (S. Christie, PAT)	4-42, 2:00	14-26
Buffalo	4	11:23	T. Thomas	9 yd. pass from J. Kelly (S. Christie, PAT)	6-36, 2:46	21-26
Pittsburgh	4	6:16	B. Morris	13 yd. run (N. Johnson, PAT)	9-76, 5:07	21-33
Pittsburgh	4	1:58	B. Morris	2 yd. run (N. Johnson, PAT)	4-23, 1:48	21-40

### TEAM STATISTICS

	BILLS	STEELERS
First Downs	18	23
Rushes-Yards	21-94	43-147
Net Passing Yards	156	262
Passing (A-C-I)	39-18-3	35-19-2
Sacked by Opponent	0-0	2-6
Punts-Average	5-39.8	5-32.8
Fumbles-Lost	3-1	1-0
Penalties	5-25	5-41
Time of Possession	21:56	38:04
Weather: Cold and overcast 23 degrees, NE 8 mph Wind Chill 4		

### INDIVIDUAL STATISTICS

RUSHING:	BILLS: T. Thomas, 13-46; S. Tasker, 1-40; D. Holmes, 4-14; A. Van Pelt, 2-8; C. Mohr, 1(-14)
	STEELERS: B. Morris, 25-106; E. Pegram, 8-33; K. Stewart, 1-5; J.T. Williams, 4-3; E. Mills, 1-3; N. O'Donnell, 4(-3)
PASSING:	BILLS: J. Kelly, 29-14-135-1 TD- 3 INT; A. Van Pelt, 10-4-27-1 TD-0 INT STEELERS: N. O'Donnell, 35-19-262-1 TD- 2 INT
RECEIVING:	BILLS: L. Johnson, 5-28; T. Cline, 3-36; B. Brooks, 3-28; T. Thomas, 3-12; S. Tasker, 2-38; A. Reed, 2-20
	STEELERS: E. Mills, 5-66; Y. Thigpen, 3-77; A. Hastings, 3-39; K. Stewart, 2-27; E. Pegram, 2-21; B. Morris, 2-7; J. Hayes, 1-17; J.L. Williams, 1-8

### GAME NOTES

- Thurman Thomas registered his 18th career postseason TD putting him in first place on the NFL's all-time list postseason.
- Thurman Thomas scored a TD in his 7th consecutive postseason game. Tied for second highest total in league history.
- Tony Cline caught his first career TD pass.

# BUFFALO BILLS

1996

AFC WILD CARD PLAYOFF

## JACKSONVILLE JAGUARS 30, BILLS 27

DECEMBER 28, 1996 - RICH STADIUM - (70,213)

Buffalo dropped its first playoff game ever at Rich Stadium with a 30-27 defeat to the Jacksonville Jaguars. The Bills got off to a quick start when Jim Jeffcoat nearly sacked Mark Brunell for a safety, resulting in an intentional grounding penalty and subsequent punt from the back of the endzone. With Thurman Thomas getting the call on five consecutive plays, the Bills capped a six-play, 43-yard drive with Jim Kelly's seven-yard pass to a wide-open Thomas in the right flat. The TD was Thomas' 19th in the playoffs, establishing a new NFL postseason record. Midway through the first quarter Jacksonville's Clyde Simmons intercepted a Kelly shovel pass and raced 20 yards to even the score at 7-7. The Bills reclaimed the lead on their next possession when they marched 68 yards in 10 plays, the score coming when Thomas went over the right side from two yards out. Thomas' second score of the game made him the NFL's leading scorer in postseason history with 120 points (a record Emmitt Smith tied later in the afternoon), eclipsing the old mark of 115 points held by George Blanda. Jacksonville closed the first quarter's scoring at 14-10 when Mike Hollis connected from 27 yards out. Neither team scored again until Natrone Means rumbled 30 yards for his lone score of the game with under 4:00 to play in the half. Buffalo answered once again to tie the score at 17 when Steve Christie kicked a 33-yarder at the two minute mark. Christie opened the third quarter scoring on the Bills' initial drive with his second FG of the day, this one from 47 yards out. After the Jaguars knotted the score at 20 apiece on Hollis' 24-yard FG, Jeff Burris intercepted a pass that was tipped by David White and went 38 yards for Buffalo's final points of the game. Jacksonville evened the game on a Brunell-to-Jimmy Smith two-yard scoring pass and regained possession when they recovered a fumble at their own 42 yard line. Hollis' 45-yard FG bounced off the right upright before going through, giving Jacksonville a 30-27 lead with just over 3:00 remaining. Todd Collins replaced a shaken up Jim Kelly, but was unable to muster a comeback for the Bills.

BILLS	14	3	3	7	27
JAGUARS	10	7	3	10	30

### SCORING

Team	Qtr.	Time	Scoring Play	Drive	Score
Buffalo	1	11:30	Thomas 7 yd pass from Kelly (Christie, PAT)	(6-43, 2:22)	0 - 7
Jacksonville	1	6:26	Simmons 20 yd interception return (Hollis, PAT)		7 - 7
Buffalo	1	2:26	Thomas 2 yd run (Christie, PAT)	(10-68, 4:00)	7 - 14
Jacksonville	1	0:10	Hollis 27 yd FG	(5-63, 2:16)	10 - 14
Jacksonville	2	3:45	Means 30 yd run (Hollis, PAT)	(6-84, 3:03)	17 - 14
Buffalo	2	1:56	Christie 33 yd FG	(5-27, 1:49)	17 - 17
Buffalo	3	10:20	Christie 47 yd FG	(11-33, 4:40)	17 - 20
Jacksonville	3	2:45	Hollis 24 yd FG	(11-62, 4:13)	20 - 20
Buffalo	4	14:17	Burris 38 yd interception return (Christie, PAT)		20 - 27
Jacksonville	4	8:40	Smith 2 yd pass from Brunell (Hollis, PAT)	(10-65, 5:37)	27 - 27
Jacksonville	4	3:07	Hollis 45 yd FG	(8-31, 4:06)	30 - 27

### TEAM STATISTICS

	BILLS	JAGUARS
First Downs	19	18
Rushes-Yards	92	184
Net Passing Yards	216	225
Passing (A-C-I)	36-22-1	33-18-2
Sacked by Opponent	3-30	2-14
Punts-Average	5-43.2	5-50.6
Fumbles-Lost	4-2	0-0
Penalties	6-39	6-42
Time of Possession	26:54	33:06
Weather: Cloudy, temperature 49 degrees; winds 15 mph		

### INDIVIDUAL STATISTICS

RUSHING:	BILLS: Thomas 14-50, Kelly 4-18, Holmes 9-10, Tasker 1-9, Tindale 1-5 JAGUARS: Means 31-175, Brunell 3-9, Stewart 1-0
PASSING:	BILLS: Kelly 32-21-239 1 TD, 1 INT; Collins 4-1-7 0 TD, 0 INT JAGUARS: Brunell 33-18-239 1 TD, 2 INTs
RECEIVING:	BILLS: Early 9-122, Reed 3-32, Tasker 3-30, Johnson 3-27, Thomas 3-24, Holmes 1-11 JAGUARS: Smith 5-58, McCardell 4-76, Mitchell 3-64, Maston 2-21, Jackson 1-11, Brown 1-8, Stewart 1-5, Means 1-4

### GAME NOTES

- Thurman Thomas' 12 points moved him past George Blanda, making him the NFL's all-time leading scorer in the postseason with 120 points. His 74 combined yards from scrimmage increased his career postseason yards from scrimmage to 2,078, passing Franco Harris as the all-time postseason leader.
- Jim Kelly's 32 pass attempts moved him ahead of Dan Marino into second place behind Joe Montana in all-time postseason passing attempts with 545. His 239 yards helped move him past Terry Bradshaw into second place behind Joe Montana on the all-time postseason passing yards list, with 3,863.
- Steve Christie's two field goals increased his career postseason percentage to 87.0%, second best in history behind Chuck Nelson's 90.9%.

# BUFFALO BILLS

## PRESEASON RESULTS

### PRESEASON RECORD VS. OPPONENTS

Opponent	W	L	T	Pct.	Last Meeting
Arizona	0	2	0	.000	1974
Atlanta	4	5	0	.444	1995
Baltimore	0	1	0	.000	1996
Carolina	1	0	0	1.000	1996
Chicago	0	9	1	.050	1991
Cincinnati	1	4	0	.200	1989
Cleveland	3	6	0	.333	1986
Dallas	2	1	0	.667	1995
Denver	3	2	0	.600	1978
Detroit	8	11	1	.400	1993
Green Bay	2	8	0	.200	1991
Houston	3	6	0	.333	1994
Indianapolis	0	1	0	.000	1969
Jacksonville	0	0	0	.000	-----
Kansas City	4	8	0	.333	1995
Miami	0	3	1	.125	1987
Minnesota	2	5	0	.285	1996
New England	7	6	0	.538	1984
New York Giants	1	3	0	.250	1991
New York Jets	6	4	0	.600	1970
New Orleans	3	3	0	.500	1990
Oakland	1	5	0	.167	1987
Philadelphia	3	4	0	.429	1991
Pittsburgh	0	3	0	.000	1995
San Diego	1	0	0	1.000	1981
San Francisco	0	0	0	.000	-----
Seattle	0	2	0	.000	1988
St. Louis	1	2	0	.333	1976
Tampa Bay	2	1	0	.667	1993
Washington	4	5	0	.444	1996
All-Time Totals	62	110	3	.363	-----

NOTE: Bills' 1961 exhibition loss to Hamilton (CFL) is not included in the totals listed above.

## PRESEASON RESULTS (RECORD: 60-108-3)

### 1960 (1-4)

Boston	7-28
Denver at Rochester, NY	31-14
Boston at Worcester, MA	7-21
Oakland	21-26
NY Titans	31-52

### 1966 (3-1)

at Boston	19-13
Denver	25-3
Houston at Little Rock, AR	28-16
NY Jets at Allentown, PA	17-34

### 1961 (0-4)

at Hamilton (CFL)	21-38
Dallas Texans	26-35
Boston at Providence, RI	10-28
Boston	12-15

### 1967 (1-4)

Miami at Memphis, TN	7-10
at Detroit	17-19
Boston at Rochester, NY	10-13
Philadelphia	30-38
NY Jets at Mobile, AL	31-23

### 1962 (3-1)

NY Titans at New Haven, CT	20-10
Boston	7-12
Houston at Mobile, AL	21-14
at Boston	7-6

### 1968 (2-2-1)

Detroit	13-9
Miami at Rochester, NY	28-28
at Cincinnati	10-6
Houston at Tulsa, OK	7-37
at Cleveland	12-22

### 1963 (3-1)

at Kansas City	13-17
NY Jets	23-8
Boston	24-14
Denver at Winston-Salem, NC	21-14

### 1969 (1-5)

at Houston	7-24
Washington	21-17
at Detroit	12-24
Baltimore	7-20
Chicago at Cleveland, OH	16-23
at LA Rams	20-50

### 1964 (2-3)

NY Jets at New Brunswick, NJ	26-13
Kansas City	21-24
at Oakland	31-34
Boston	24-14
NY Jets at Wichita, KS	17-19

### 1965 (3-2)

at Boston	23-0
Houston	7-29
NY Jets at New Brunswick, NJ	30-14
Kansas City at Wichita, KS	16-18
NY Jets	31-10

### 1970 (1-5)

NY Jets at Birmingham, AL	10-33
Detroit	6-22
Philadelphia	35-20
at Washington	0-27
Atlanta	7-10
at Green Bay	0-34

## 220 PRESEASON HISTORY



# BUFFALO BILLS

<b>1971 (3-3)</b>			
New Orleans	14-10	at Chicago	17-27
at Philadelphia	28-34	Cleveland	10-27
New England	28-14	at Detroit	17-16
at Atlanta	24-35	Washington	19-27
at Detroit	31-17		
Green Bay	14-20		
<b>1972 (3-2-1)</b>			
St. Louis	10-27		
at New Orleans	24-21		
Minnesota	21-10		
Oakland at Berkeley, CA	13-31		
at Chicago	24-24		
Philadelphia	34-17		
<b>1973 (0-6)</b>			
Phil. at Jacksonville, FL	6-13		
at Green Bay	3-10		
Washington	21-37		
Chicago	10-13		
at Denver	14-16		
Oakland	7-17		
<b>1974 (4-3)</b>			
St. Louis at Canton, OH	13-21		
Green Bay	13-16		
at Kansas City	35-21		
at Washington	16-15		
at Minnesota	13-32		
Detroit	28-7		
NY Giants	(OT)23-17		
<b>1975 (3-3)</b>			
at Green Bay	6-23		
Cincinnati	27-38		
LA Rams	31-24		
at Cleveland	34-20		
Atlanta at Tampa, FL	16-14		
Kansas City	7-9		
<b>1976 (2-4)</b>			
at Detroit	17-20		
at Cincinnati	10-31		
New Orleans	14-21		
Green Bay	37-0		
at LA Rams	17-31		
Cleveland	28-10		
<b>1977 (2-4)</b>			
at Pittsburgh	24-28		
Detroit	17-10		
at New Orleans	17-20		
at NY Giants	(OT)21-24		
Tampa Bay	17-6		
Minnesota	6-30		
<b>1978 (0-4)</b>			
at Detroit	20-28		
Cleveland	10-20		
Denver	13-23		
at Minnesota	27-30		
<b>1979 (0-4)</b>			
Pittsburgh	7-15		
Detroit	13-34		
at Green Bay	6-7		
at Oakland	21-48		
<b>1980 (1-3)</b>			
Philadelphia	9-24		
at Detroit	17-24		
Green Bay	14-0		
at Houston	7-24		
<b>1981 (2-2)</b>			
Detroit	14-21		
Cleveland	10-13		
at Cleveland	31-20		
at San Diego	30-24		
<b>1982 (3-1)</b>			
at Dallas	14-10		
Chicago	14-21		
at Washington	20-14		
Detroit	13-10		
<b>1983 (1-3)</b>			
at Chicago	17-27		
Cleveland	10-27		
at Detroit	17-16		
Washington	19-27		
<b>1984 (1-3)</b>			
at Seattle	3-7		
New England	23-13		
Detroit	12-17		
Chicago at Indianapolis, IN	7-38		
<b>1985 (0-3-1)</b>			
at Detroit	(OT)10-10		
at Miami	17-27		
Cleveland	28-31		
at Chicago	14-45		
<b>1986 (1-3)</b>			
at Cleveland	17-19		
at Houston	20-23		
at Kansas City	13-6		
Chicago at South Bend, IN	17-31		
<b>1987 (1-3)</b>			
at Atlanta	14-19		
at LA Raiders	7-3		
at Kansas City	14-34		
at Miami	20-34		
<b>1988 (1-3)</b>			
at Houston	9-13		
Cincinnati	13-24		
at Seattle	13-30		
Tampa Bay at Nashville, TN	14-7		
<b>1989 (1-4)</b>			
Washington at Canton, OH	6-31		
at Cincinnati	20-24		
New Orleans	10-7		
Green Bay at Madison, WI	24-27		
Atlanta at Jacksonville, FL	17-36		
<b>1990 (0-4)</b>			
NY Giants	6-20		
at Detroit	13-24		
at New Orleans	23-28		
Chicago at Columbia, SC	7-35		
<b>1991 (2-3)</b>			
Philadelphia at London, Eng.	17-13		
at NY Giants	17-23		
Detroit	21-16		
Green Bay at Madison, WI	24-35		
at Chicago	13-30		
<b>1992 (2-2)</b>			
at Minnesota	3-24		
Detroit	30-24		
at Kansas City	0-35		
at Atlanta	27-21		
<b>1993 (2-3)</b>			
at Detroit	7-14		
Minnesota (at Berlin)	6-20		
at Kansas City	30-7		
Tampa Bay (at Citrus Bowl)	12-32		
Atlanta	17-16		
<b>1994 (3-1)</b>			
Washington	13-11		
at Atlanta	7-27		
at Houston (at Alamo Dome)	18-16		
Kansas City	24-3		
<b>1995 (2-3)</b>			
at Dallas	15-21		
Pittsburgh	10-31		
Dallas (at Toronto)	9-7		
at Kansas City	10-36		
Atlanta	20-14		
<b>1996 (2-2)</b>			
Washington	7-17		
at Minnesota	35-12		
at Carolina	24-0		
Baltimore	14-37		

# BUFFALO BILLS

## BILLS ALL-TIME AFL ALL STARS/ AFC-NFC PRO BOWL PLAYERS

(1960-96)

NAME	POS.	# OF SELECTIONS	SEASON(S)
Atkins, Bill	DB	1	1961
Ballard, Howard	RT	2	1992, 93
Barber, Stew	OT	5	1963-67
Bell, Greg	RB	1	1984
Bennett, Cornelius	LB	5	1988, 90, 1991-93
Briscoe, Marlin	WR	1	1970
<i>Brown, Ruben</i>	G	1	1996
Burnett, Bobby	RB	1	1966
Butler, Jerry	WR	1	1980
Byrd, Butch	CB	5	1964-66, 1968-69
Carlton, Wray	RB	2	1965, 66
Conlan, Shane	LB	3	1988 <sup>^</sup> , 1989-90
Costa, Paul	TE/T	2	1965, 66
Cribbs, Joe	RB	3	1980, 81 <sup>^</sup> , 83
DeLamielleure, Joe	G	5(6)†	1975-79
Dubenion, Elbert	WR	1	1964
Dunaway, Jim	DT	4	1965-68
Foley, Dave	T	1	1973
Gilchrist, Cookie	RB	3(4)†	1962-64
Greene, Tony	S	1	1977
Hill, J.D.	WR	1	1972
Hull, Kent	C	3	1988-90
Jacobs, Harry	LB	2	1965, 1969
James, Robert	CB	3	1972-74
Janik, Tom	S	2	1965, 67
<i>Jones, Henry</i>	SS	1	1992
Kelly, Jim	QB	4	1987, 90 (MVP), 91, 92 <sup>^</sup>
Kemp, Jack	QB	6(7)†	1962, 1963 <sup>^</sup> , 1964-66, 69
Lewis, Frank	WR	1	1981
Lincoln, Keith	RB	1(5)†	1967
Lofton, James	WR	1(8)†	1991
Matsos, Archie	LB	2(3)†	1961-62
McDole, Ron	DE	2	1965, 67
McMurtry, Chuck	DT	1	1961
Mercer, Mike	K	1	1967
Moses, Haven	WR	1(2)†	1969
Norwood, Scott	K	1	1988
Odomes, Nate	CB	2	1992-93
O'Donnell, Joe	G	1	1966
Olson, Harold	T	1	1961
<i>Paup, Bryce</i>	LB	2(3)†	1995-96
<i>Reed, Andre</i>	WR	7	1988-92, 93 <sup>^</sup> , 94
Rice, Ken	T	1	1961
Ritcher, Jim	G	2	1991-92
Saimes, George	S	5	1964-68
Sestak, Tom	DE	4	1962-64, 1965 <sup>^</sup>
Shaw, Billy	G	8	1962-64, 1965 <sup>^</sup> , 1966-69
Simpson, O.J.	RB	6	1969@, 72-76
Smerlas, Fred	NT	5	1980-83, 88
<i>Smith, Bruce</i>	DE	9	1987, 88 (MVP), 1989-90, 92 <sup>^</sup> , 93 <sup>^</sup> , 94-95, 96 <sup>^</sup>
Stratton, Mike	LB	6	1963-68
Talley, Darryl	LB	2	1990, 91
<i>Tasker, Steve</i>	ST*	7	1987, 90-92(MVP), 93-95
<i>Thomas, Thurman</i>	RB	5	1989, 90-91, 92 <sup>^</sup> , 93
Torczon, LaVerne	DE	1	1962
Tracey, John	LB	2	1965-66
Warlick, Ernie	E	4	1962-65
West, Willie	DB	1(2)†	1963
Williams, Ben	DE	1	1982
Wolford, Will	OT	2	1990, 92

(MVP) = Most Valuable Player

ST\* = Special Teams

† Played in a Pro Bowl with another team

<sup>^</sup> Selected, but did not play due to injury

@ Participated in AFL All-Star Game and NFL Pro Bowls

† DeLamielleure, Joe (1) *Cleveland* 1980; Gilchrist, Cookie (1) *Denver* 1965;  
Kemp, Jack (1) *San Diego* 1961; Lincoln, Keith (4) *San Diego* 1962-65;  
Lofton, James (7) *Green Bay* 1978, 1980-85; Matsos, Archie (1) *Oakland* 1963; Moses, Haven (1)  
*Denver* 1973; Paup, Bryce (1) *Green Bay* 1994; West, Willie (1) *Miami* 1967

## AFL ALL STARS / AFC PRO BOWL NOTES

Most Selections AFL:	8	Billy Shaw
	6	Jack Kemp, Mike Stratton
	5	Butch Byrd, George Saines
<i>Most Selections AFC:</i>	9	Bruce Smith
	7	Andre Reed, Steve Tasker
	5	Cornelius Bennett, Joe DeLamielleure, O.J. Simpson, Fred Smerlas, Thurman Thomas
Most Consecutive Selections AFL:	8	Billy Shaw
	6	Mike Stratton
	5	Stew Barber, George Saines
	4	Jim Dunaway
<i>Most Consecutive Selections AFC:</i>	7	Andre Reed
	6	Steve Tasker
	5	Joe DeLamielleure, O.J. Simpson, Bruce Smith, Thurman Thomas
	4	Cornelius Bennett, Fred Smerlas,
Most Selections by a Defensive Player AFL:	6	Mike Stratton
	5	Butch Byrd, George Saines
	4	Jim Dunaway
<i>Most Selections by a Defensive Player AFC:</i>	9	Bruce Smith
	5	Cornelius Bennett, Fred Smerlas
Most Selections by an Offensive Player AFL:	8	Billy Shaw
	6	Jack Kemp
	5	Stew Barber
	2	Wary Carlton, Paul Costa
<i>Most Selections by an Offensive Player AFC:</i>	7	Andre Reed
	5	Joe DeLamielleure, O.J. Simpson, Thurman Thomas
Most Selections by a Special Teams Player AFL:	1	Mike Mercer, Paul Maguire
<i>Most Selections by a Special Teams Player AFC:</i>	7	Steve Tasker
	1	Scott Norwood

### The entire Buffalo Bills team played in the 1965 AFL All-Star game against the AFL All-Stars.

Barber, Stew	Laskey, William
Behrman, Dave <sup>^</sup>	Maguire, Paul
Bemiller, Al	McDole, Roland
Byrd, Butch	Meredith, Dudley
Carlton, Wary	Mills, Pete
Clarke, Hagood	O'Donnell, Joe
Costa, Paul	Roberson, Bo
Day, Tom	Rutkowski, Ed
Dunaway, Jim	Saines, George
Edgerson, Booker	Sestak, Tom <sup>^</sup>
Ferguson, Charley <sup>^</sup>	Schottenheimer, Marty
Flint, George	Schmidt, Henry
Gogolak, Pete	Shaw, Billy
Groman, Bill	Smith, Bobby
Hudson, Dick	Stone, Donnie
Jacobs, Harry	Stratton, Mike
Janik, Tommy	Sykes, Gene
Joe, Billy	Tracey, John
Kemp, Jack	Warlick, Ernie
Lamonica, Daryle	Warner, Charlie

<sup>^</sup>Selected, but did not play due to injury

## NATIONAL AWARD WINNERS

Year	Player/Coach	Award	Source
1964	Lou Saban	AFL Coach-of-the-Year	UPI
1965	Jack Kemp	AFL Most Valuable Player	AP, UPI
	Lou Saban	AFL Coach-of-the-Year	UPI
1966	Bobby Burnett	AFL Rookie-of-the-Year	AP, UPI
1970	Dennis Shaw	NFL Offensive Rookie-of-the-Year	AP
		AFC Rookie-of-the-Year	UPI
1972	O.J. Simpson	Player-of-the-Year	UPI
1973	O.J. Simpson	NFL Most Valuable Player	AP
		NFL Offensive Player-of-the-Year	AP
		Player-of-the-Year	UPI
1975		Jim Thorpe Trophy-MVP	NEA
	Bills Off. Line	Outstanding Blocker Award	Nat.1000 Yard Club
	O.J. Simpson	AFC Most Valuable Player	AP
		AFC Off. Player-of-the-Year	AP, UPI
		Jim Thorpe Trophy-AFC MVP	NEA
1979	Jim Haslett	Defensive Rookie-of-the-Year	AP
1980	Chuck Knox	AFC Coach-of-the-Year	PFWA
1987	Shane Conlan	NFL Rookie-of-the-Year	PFWA
		Defensive Rookie-of-the-Year	AP
1988	Bruce Smith	Defensive Player-of-the-Year	UPI
	Cornelius Bennett	AFC Co-Def. Player-of-the-Year	UPI
		AFC Linebacker-of-the-Year	NFLPA
	Marv Levy	AFC Coach-of-the-Year	UPI
	Bill Polian	NFL Executive-of-the-Year	The Sporting News
	Bruce Smith	AFC Co-Def. Player-of-the-Year	UPI
		Defensive Lineman-of-the-Year	NFLPA
1989	Bruce Smith	AFC Def. Lineman-of-the-Year	NFLPA
1990	Jim Kelly	Player-of-the-Year	Wash.TD Club
		Pro QB-of-the-Year	Nat. QB Club
	Marv Levy	AFC Coach-of-the-Year	Wash. TD Club
	Bruce Smith	Defensive Player-of-the-Year	AP, UPI
		Defensive Player-of-the-Year	Football News
		Defensive Player-of-the-Year	Pro F.B. Weekly
		Defensive Player-of-the-Year	101 Club
		Player-of-the-Year	Touchdown Magazine
		Defensive Lineman-of-the-Year	NFL Alumni
			UPI
1991	Cornelius Bennett	AFC Defensive Player-of-the-Year	UPI
	Bill Polian	NFL Executive-of-the-Year	The Sporting News
	Thurman Thomas	NFL Most Valuable Player	AP
		Most Valuable Player	PFWA
		Jim Thorpe Trophy-MVP	NEA
		Player-of-the-Year	The Sporting News
		Player-of-the-Year	Football News
		Player-of-the-Year	Pro F.B. Weekly
		Offensive Player-of-the-Year	AP
		Offensive Player-of-the-Year	Pro FB Weekly
		AFC Offensive Player-of-the-Year	UPI
1992	Steve Tasker	Pro Bowl Most Valuable Player	NFL
1993	Bruce Smith	Defensive Player-of-the-Year	Pro Ftbl Week.
		Defensive Player-of-the-Year	News. Ent. Assoc.
1995	Marv Levy	AFC Coach-of-the-Year	UPI
	Bryce Paup	NFL Defensive Player-of-the-Year	AP
		NFL Defensive Player-of-the-Year	Coll.&Pro FB Newsweekly
		NFL Defensive Player-of-the-Year	Pro FB Weekly
		AFC Defensive Player-of-the-Year	FB News
		Linebacker of the Year	NFL Alumni
		AFC Defensive Player-of-the-Year	UPI
1996	Steve Tasker	NFL Special Teams Player-of-the-Year	NFL Alumni
	Bruce Smith	NFL Defensive Player-of-the-Year	AP
		AFC Defensive Player-of-the-Year	UPI
		Defensive Player-of-the Year	Pro FB Weekly
		Defensive Player-of-the-Year	Football Digest
		Defensive Player-of-the-Year	Coll. & Pro FB Newsweekly
		Defensive Lineman-of-the-Year	NFLPA



## MAJOR TRADES

### 1967

QB Tom Flores, WR Art Powell, and #2 choice in '67 (TE Jim LeMoine) from the Oakland Raiders for QB Daryle Lamonica, WR Glenn Bass, #3 choice in '67 (LB Bill Fairband), and #5 choice (through Kansas City) in '67 (LB Mike Hibler)

### 1971

#3 choice in '73 (DE Bob Kampa), #4 choice in '73 (DT Jeff Yeates), and #7 choice in '73 (TE John Ford) from the Washington Redskins for DE Ron McDole.

### 1972

#1 choice in '73 (G Joe DeLamielleure) from the Miami Dolphins for WR Marlin Briscoe.

### 1973

LB Jim Cheyunski, OT Mike Montler, and G Halvor Hagen from the New England Patriots for LB Edgar Chandler, RB Wayne Patrick, and LB Jeff Lyman.

### 1974

WR Ahmad Rashad from the St. Louis Cardinals for QB Dennis Shaw.

### 1976

#2 choice in '76 (OT Joe Devlin) from the St. Louis Cardinals for DE Walt Patulski.

### 1978

#2 choice in '78 (DE Scott Hutchinson), #3 choice in '78 (WR Danny Fulton), #1 choice in '79 (LB Tom Cousineau), #4 choice in '79 (DE Ken Johnson), and #2 choice in '80 (RB Joe Cribbs) from the San Francisco 49ers for RB O.J. Simpson.

### 1982

#1 choice in '83 (QB Jim Kelly), #3 choice in '84 (CB Rodney Bellinger), and #5 choice in '85 (traded to Dallas in '84 for DB Rod Hill) from the Cleveland Browns for LB Tom Cousineau.

### 1984

#1 choice in '84 (RB Greg Bell), #3 choice in '84 (RB Speedy Neal), and #3 choice (through Pittsburgh) in '84 (DE Sean McNamee) from the Miami Dolphins for #1 choice in '84 (LB Jackie Shipp).

### 1987

LB Cornelius Bennett from the Indianapolis Colts for RB Greg Bell, #1 choice in '88 (RB Gaston Green), #1 choice in '89 (RB Cleveland Gary), and #2 choice in '89 (DB Darryl Henley). Indianapolis then traded Buffalo draft choices and Bell to L.A. Rams along with RB Owen Gill, the Colt's #1 choice in '88 (WR Aaron Cox), #2 choice in '88 (LB Fred Strickland), and #2 choice in '89 (LB Frank Stams) for RB Eric Dickerson. All draft selections were made by the L.A. Rams.

### 1988

DB Leonard Smith from the Phoenix Cardinals for CB Roland Mitchell and #6 draft choice in 1989. The '89 #6 choice was originally sent to the Bills earlier in '88 by Phoenix in exchange for DE Sean McNamee.

### 1997

QB Billy Joe Hobert from the Oakland Raiders for Buffalo's #3 draft choice in 1997.

## TOP TEN HOME ATTENDANCE

Att.	Date	Opponent	W/L	Score
80,368	Sun. 10/4/92	Miami	L	10-37
80,366	Sun. 9/29/91	Chicago	W	35-20
80,324*	Sun. 1/20/91	LA Raiders	W	51-3
80,294	Sun. 11/8/92	Pittsburgh	W	28-20
80,277*	Sun. 1/12/92	Denver	W	10-7
80,252	Sun. 9/1/91	Miami	W	35-31
80,243	Sun. 12/1/91	NY Jets	W	24-13
80,235	Sun. 12/23/90	Miami	W	24-14
80,208	Sun. 10/29/89	Miami	W	31-17
80,182**	Sun. 1/5/92	Kansas City	W	37-14

\* AFC Championship Game

\*\* AFC Divisional Playoff Game

BILLS'  
ALL-TIME  
RECORDS



## BILLS ALL-TIME TEAM RECORDS

(All Regular Season Records)

\* Denotes 1982 and 1987 strike seasons.

### WINS AND LOSSES

<b>MOST WINS, SEASON</b>	<b>MOST LOSSES, SEASON</b>
13 1990, (91)	14 1984, (85)
12 (64),(88) (93); 11 (80)	13 (71)
<b>MOST CONSECUTIVE WINS</b>	<b>MOST CONSECUTIVE LOSSES</b>
11 (12/8/63 to 11/8/64)	15 (11/22/70 to 11/21/71)
8 (9/29/90 to 11/18/90)	14 (10/10/76 to 11/9/77)

### TEAM OFFENSE

#### SCORING

<b>MOST POINTS</b>	<b>GAME</b>
SEASON 458 1991	58 vs. Miami, 9/18/66
428 (90)	52 vs. Pitt., 9/8/91
420 (75); 409 (89)	51 vs. Cinci., 9/9/79
<b>FEWEST POINTS</b>	50 vs. KC, 10/3/76
SEASON 150 (1982*)	<b>GAME</b> 0, 18 times (last: at Pittsburgh,
160 (77); 184 (71)	11/15/93)
<b>MOST TOUCHDOWNS</b>	<b>GAME</b> 8 vs. Miami, 9/18/66
SEASON 58 (1991)	
57 (75); 49 (89); 48 (64)	
<b>FEWEST TOUCHDOWNS</b>	
SEASON 18 (1982-9 games*)	
19 (77); 21 (71)	
<b>MOST CONVERSIONS (PATs)</b>	<b>GAME</b> 7 vs. Pitt., 9/8/91
SEASON 56 (1991)	7 vs. Miami, 9/18/66
51 (75); 50 (90); 47 (64)	6, 5 times (last: vs. Ind., 10/13/91)
<b>FEWEST CONVERSIONS (PATs)</b>	
SEASON 15 (1982-9 games*)	
17 (77); 20 (71)	
<b>MOST FIELD GOALS ATTEMPTED</b>	<b>GAME</b> 7 at Hou., 12/5/65
SEASON 46 (1965)	7 vs. Hou., 10/30/60
40 (95); 38 (66)	7 at NYJ, 10/20/96
<b>FEWEST FIELD GOALS ATTEMPTED</b>	
SEASON 13 (1978)	
16 (75); 17 (85),(77)	
<b>MOST FIELD GOALS MADE</b>	<b>GAME</b> 6 at NYJ, 10/20/96
SEASON 32 (1988)	
31 (95); 28 (65)	
<b>FEWEST FIELD GOALS MADE</b>	
SEASON 9 (1982*,77,75,62,61)	

### FIRST DOWNS

<b>MOST FIRST DOWNS</b>	<b>GAME</b>
SEASON 359 (1991)	33 vs. Miami, 9/1/91
350 (92)	31 vs. Pitt., 9/8/91
334 (89)	31 vs. Pitt., 11/8/92
	31 vs. Wash., 11/3/96
<b>FEWEST FIRST DOWNS</b>	<b>GAME</b>
SEASON 159 (1968)	4 vs. Balt., 10/10/71
180 (82*); 185 (71)	
<b>MOST 1st DOWNS RUSHING</b>	<b>GAME</b>
SEASON 162 (1975); 152 (73)	21 vs. Wash., 11/3/96
<b>FEWEST 1st DOWNS RUSHING</b>	<b>GAME</b>
SEASON 46 (1964; 65 ;67)	0 at Chic., 10/2/88
	0 vs. Balt., 10/10/71
<b>MOST 1st DOWNS PASSING</b>	0 vs. Miami, 12/20/70
SEASON 208 (1991); 192 (92);	<b>GAME</b> 21 at Ind., 10/8/89
181 (94); 177 (89)	21 vs. Miami, 10/4/92
<b>FEWEST 1st DOWNS PASSING</b>	<b>GAME</b>
SEASON 60 (1973)	0 vs. NY Jets, 9/29/74
72 (68); 84 (82*)	0 at Clev., 11/17/74



*FIRST DOWNS, continued*

**MOST 1st DOWNS PENALTY**

SEASON 38 (83),(86) GAME 8 vs. Hou., 9/20/87\*  
32 (87\*)

**FEWEST 1st DOWNS PENALTY**

SEASON 7 (1973)  
11 (64); 12 (70, 77)

**TOTAL OFFENSE**

**MOST YARDS**

SEASON 6252 (1991) GAME 582 vs. Miami, 9/1/91  
5887 (92); 5853 (89) 565 at Hou., 10/11/64  
5640 (81); 5467 (75) 537 vs. Pitt., 9/8/91

**FEWEST YARDS**

SEASON 2870 (1968) GAME 527 vs. NY Jets, 10/24/64  
2927 (1982\*) 49 vs. Balt., 10/10/71  
3326 (1971) 64 at Minn., 10/3/71  
76 at Miami, 10/21/73

**RUSHING**

**MOST RUSHING ATTEMPTS**

SEASON 605 (1973) GAME 65 vs. KC, 10/29/73  
603 (1980) 64 vs. NY Jets, 9/21/75  
588 (1975) 62 at NY Jets, 12/16/73

**FEWEST RUSHING ATTEMPTS**

SEASON 319 (1982\*) GAME 8 at St. Louis, 9/9/84  
NON-STRIKE SEASON 320 1971 10 vs. Wash. 11/1/87  
367 1970 vs. Chicago 10/2/88

**MOST YARDS RUSHING**

SEASON 3088 (1973) GAME 366 vs. NY Giants, 11/26/78  
2974 (1975) 360 at NE, 9/16/73

**FEWEST YARDS RUSHING**

SEASON 1211 (1960) GAME 0 at Chic., 10/2/88  
1271 (1967) 4 vs. Balt., 10/10/71

**MOST TOUCHDOWNS RUSHING**

SEASON 26 (1975) GAME 5 vs. NY Jets, 12/8/63;  
25 (1964) vs. Giants, 11/26/78;  
21 (1963) vs. Cinci., 9/9/79  
vs. Wash., 11/3/96

**FEWEST TOUCHDOWNS RUSHING**

SEASON 3 (1977)  
4 (83); 6 (71)

**PASSING**

**MOST PASSES ATTEMPTED**

SEASON 588 (1984) GAME 58 at Cinci., 12/16/84  
571 (83); 542 (94) 58 vs. Miami, 10/4/92

**FEWEST PASSES ATTEMPTED**

SEASON 213 (1973) GAME 55 at Miami, 10/9/83  
251 (74); 273 (82\*) 2 vs. NY Jets, 9/29/74  
5 at NY Jets, 12/16/73

**MOST COMPLETIONS**

SEASON 342 (1994) GAME 38 at Miami, 10/9/83  
332 (1991) 36 at Cinn., 12/16/84  
317 (83) 33 at Raiders, 12/8/91  
304 (93) 32 vs. Green Bay, 11/20/94  
298 (84); 294 (86)

**FEWEST COMPLETIONS**

SEASON 96 (1973) GAME 0 vs. NY Jets, 9/29/74  
128 (74); 149 (82\*) 1 at Clev., 11/24/74  
2 vs. NE, 12/9/73

**MOST NET YDS GAINED PASSING**

SEASON 3871 (1991) GAME 407 at Miami, 10/9/83  
3589 (89) 405 at Hou., 10/11/64  
3515 (81); 3363 (86) 397 vs. Miami, 9/1/91

**FEWEST YARDS GAINED PASSING**

SEASON 997 (1973) GAME 392 vs. Cinn., 10/21/91  
1343 (68); 1492 (74) -19 vs. Oak., 9/15/68

**MOST TOUCHDOWN PASSES**

SEASON 39 (1991) GAME 0 vs. NY Jets, 9/29/74  
32 (89); 30 (83) 1 at Miami, 10/21/73  
28 (90); (75) 6 vs. Pitt., 9/8/91  
5, 4 times (last: 10/21/91  
vs. Raiders.)

**FEWEST TOUCHDOWN PASSES**

SEASON 4 (1973)  
7 (68); 8 (82\*)

## TIMES SACKED

**MOST SEASON** 60 (1984)  
53 (70)

**FEWEST SEASON** 12 (1982\*)  
16 (81),(66)

**MOST GAME** 11 vs. Oak.,  
10/15/67

## INTERCEPTIONS THROWN

**MOST SEASON** 34 (64), (67)  
32 (71)

**FEWEST SEASON** 11 (1990);  
14 (95); 14 (73)

**MOST GAME** 6 vs. Den., 9/18/60  
6 vs. Hou., 11/10/74  
6 vs. Miami, 11/21/82\*

## PUNTING

**MOST PUNTS SEASON** 101 (1996)  
100 (68), 96 (79)

**GAME** 11 vs. Oak., 10/15/67  
11 at Hou., 12/7/68  
11 at Dallas, 11/15/76  
11 vs. Indy, 10/6/96

**FEWEST PUNTS SEASON** 35 (1982\*)  
52 (91); 60 (92)

**GAME** 0 at NE, 11/3/74  
0 vs. Indi., 9/9/90  
0 at San Fran., 9/13/92

## PUNT RETURNS

**MOST PUNT RETURNS SEASON** 56 (1974)  
47 (95); 47 (67)  
**GAME** 9 at Hou., 10/11/64  
9 vs. Pitts., 12/12/82\*

**FAIR CATCHES MOST (FC) SEASON** 34 (1961)  
22 (60),(63)  
18 (64),(72)

**FEWEST PUNT RETURNS SEASON** 19 (1961)  
24 (62); 25 (72)

**FEWEST (FC) SEASON** 4 (1974)  
5 (83); 6 (68),(85)

**MOST YARDS ON PUNT RET. SEASON** 476 (1995); 464 (1992);  
460 (74); 423 (96)

**GAME** 107 at Hou., 10/15/78  
103 vs. Miami, 9/18/66

**FEWEST YDS. ON PUNT RET. SEASON** 119 (1982\*)  
152 (88); 163 (62)

**BEST AVG. (PUNT RET.) SEASON** 11.9 (1977)  
10.8 (91, 92); 10.6 (65)

## KICKOFF RETURNS

**MOST KICKOFF RETURNS SEASON** 76 (1984)  
75 (76); 74 (71)

**GAME** 10 at Balt., 12/12/76  
9 at Seattle, 10/30/77

**FEWEST KICKOFF RETURNS SEASON** 36 (1982\*); 40 (92);  
42 (73); 45 (87\*, 65)

**MOST YARDAGE ON KICKOFF RETURNS SEASON** 1673 (1971)  
1594 (76); 1537 (68)

**GAME** 217 at Seattle, 10/30/77  
208 at Balt., 12/12/76

**FEWEST YARDS ON KICKOFF RETURNS SEASON** 746 (1993); 758 (1992); 792 (82\*)  
827 (80); 872 (87\*)

**BEST AVERAGE (KO RETURNS) SEASON** 23.8 (1969)  
23.5 (75); 23.2 (72)

## FUMBLES

**MOST FUMBLES LOST SEASON** 27 (1970)  
26 (76); 25 (65)  
**GAME** 6 vs. Den., 12/2/79

**OPP. FUMBLES RECOVERED MOST SEASON** 24 (1993); 23 (1976)  
21 (84); 20 (75),(80)  
**GAME** 7 vs. Cinci., 11/30/69  
**FEWEST SEASON** 8 (1972,82\*,86)

## PENALTIES

### MOST PENALTIES

SEASON 144 (1983)  
132 (85); 121 (84),(86)

GAME 19 at Miami, 12/22/85  
15, 3 times (last at Atl., 12/18/83)

### FEWEST PENALTIES

SEASON 57 (1960)  
62 (66); 65 (61)

GAME 1, 10 times  
(last at New England, 11/24/91)

### MOST YARDS PENALIZED

SEASON 1108 (1970)  
1103 (78); 1094 (83)

GAME 159 vs. Boston, 11/29/70  
144 vs. Miami, 11/5/67  
137 vs. Clev., 10/23/77

### FEWEST YARDS PENALIZED

SEASON 511 (1964)  
549 (61); 582 (82\*)

GAME 4 at San Diego, 10/5/80  
5 vs. Minn., 9/4/88

## TEAM DEFENSE

### FEWEST POINTS ALLOWED

SEASON 154 (1982\*)  
226 (65); 230 (73)

GAME 0, 17 times  
(last: vs. Ind., 9/20/92)

### MOST POINTS ALLOWED

SEASON 454 (1984)  
394 (71); 381 (85)

GAME 58 at Balt., 12/12/76  
56 at Seattle, 10/30/77  
48 vs. Oak., 9/15/68

### MOST FIRST DOWNS ALLOWED

SEASON 345 (1984); 335 (91);  
334 (86); 332 (83)

GAME 34 at Cinn., 11/27/88  
34 at Cinn., 11/17/75

### FEWEST FIRST DOWNS ALLOWED

SEASON 151 (1982\*)  
191 (66); 200 (61)

GAME 5 at Hou., 10/11/64

### MOST RUSHING 1st DOWNS ALLOWED

SEASON 171 (1978)  
148 (83); 142 (85)

GAME 19 vs. Oak., 11/28/77

### FEWEST RUSHING 1st DOWNS ALLOWED

SEASON 48 (1964)  
49 (66); 61 (61)

GAME 0 vs. NE, 10/26/82\*  
0 at NY Jets, 10/30/66

### MOST PASSING 1st DOWNS ALLOWED

SEASON 204 (1986); 199 (1993), (94)  
186 (84); 185 (92)

GAME 24 vs. Hou., 11/1/64  
24 vs. Miami, 11/16/86

### FEWEST PASSING 1st DOWNS ALLOWED

SEASON 72 (1982\*, 68)  
95 (72); 97 (74)

GAME 0 vs. Chi., 10/7/79  
0 vs. Hou., 11/10/85

### MOST PENALTY 1st DOWNS ALLOWED

SEASON 39 (1988)  
36 (83); 31 (81),(91)

GAME 7, 3 times (last: at Miami,  
10/9/83)

### FEWEST PENALTY 1st DOWNS ALLOWED

SEASON 11 (1966)  
12 (60); 13 (64),(69),(94)

### FEWEST YARDS ALLOWED

SEASON 2334 (1982\*)  
3474 (74); 3477 (67)

GAME 88 vs. Balt., 11/28/82\*  
94 vs. Pitts., 12/12/82\*  
104 vs. KC, 10/29/73

### MOST YARDS ALLOWED

SEASON 5809 (1983)  
5582 (84); 5544 (93)

GAME 598 at San Fran., 9/13/92  
559 at Seattle, 10/30/77  
551 at Dal. Texans, 9/30/62

### FEWEST RUSHES BY OPPONENT

SEASON 268 (1982\*)  
300 (64); 344 (66)

GAME 7 vs. Oak., 10/5/63  
9 at NY Jets, 10/30/66

### MOST RUSHES BY OPPONENT

SEASON 677 (1978)  
617 (79); 589 (77)

GAME 10 vs. Den., 9/15/62  
64 at Oak., 11/28/77  
62 vs. Chic., 10/7/79  
55 at NE, 10/11/87\*

### FEWEST YARDS RUSHING ALLOWED

SEASON 913 (1964)  
1034 (82\*); 1051 (66)

GAME 11 at LA Chargers, 11/20/60  
5 at NY Jets, 10/30/66

### MOST YARDS RUSHING ALLOWED

SEASON 3228 (1978)  
2503 (83); 2496 (71)

GAME 23 at Miami, 12/19/93  
320 at Dal. Texans, 9/30/62  
309 at Clev., 10/29/78  
307 at Oak., 11/28/77

### MOST PASSES BY OPPONENT

SEASON 582 (1993)  
570 (95); 570 (86);  
562 (96); 536 (91)

GAME 68 vs. Hou., 11/1/64  
61 at St. L. 12/10/95  
59 at Miami, 12/19/93

# BUFFALO BILLS

## DEFENSE, continued

### FEWEST PASSES BY OPPONENT

SEASON	256 (1982*) 303 (71); 308 (72)	GAME	7 vs. Cinn., 11/30/69 8 vs. Chi., 10/7/79 10, 3 times (last vs. Phx. 11/11/90)
--------	-----------------------------------	------	--

### MOST COMPLETIONS ALLOWED

SEASON	343 (1986) 323 (93); 314 (94); 310 (95); 305 (92).	GAME	39 vs. Miami, 11/16/86 37 vs. Hou., 11/1/64 34 at St. L., 12/10/95
--------	--	------	--

### FEWEST COMPLETIONS ALLOWED

SEASON	114 (1982*) 131 (72); 143 (68)	GAME	2 vs. Cinn., 11/30/69 2 vs. NY Jets, 9/29/74 3 vs. Balt., 11/28/82*
--------	-----------------------------------	------	---

### MOST YARDS ALLOWED PASSING

SEASON	3802 (1986) 3633 (93); 3660 (94) 3502 (95); 3476 (84).	GAME	464 vs. Hou., 10/29/61 441 at Cinn., 11/17/75 439 at San Fran., 9/13/92
--------	--	------	---

### FEWEST YARDS ALLOWED PASSING

SEASON	1300 (1982*) 1620 (74); 1825 (67)	GAME	-2 vs. Pitts., 12/12/82* 1 at Balt., 10/13/74 12 vs. Carolina 9/10/95
--------	--------------------------------------	------	---

### HIGHEST COMPLETION PCT.

SEASON	60.6 (1984); 60.2 (86) 59.8 (92); 59.6 (83)
--------	--

### LOWEST PCT. OF COMP.

SEASON	42.1 (1968) 42.5 (72); 43.0 (67)
--------	-------------------------------------

## SACKS OF OPPONENTS

### MOST

SEASON	50 (1964); 49 (95) 48 (96); 47 (81)
--------	--

### FEWEST

SEASON	12 (1982*) 17 (77); 22 (72),(78)
--------	-------------------------------------

### MOST

GAME	11 at Den., 12/13/64
------	----------------------

## INTERCEPTIONS

### MOST INTERCEPTIONS BY DEFENSE

SEASON	36 (1962) 33 (60); 32 (65)	GAME	6, 4 times (last: at Boston, 12/9/67)
--------	-------------------------------	------	--

### FEWEST INTERCEPTIONS BY DEFENSE

SEASON	10 (1986) 11 (70),(71); 13 (83),(82*)
--------	--

### MOST YARDS ON INTERCEPTION RETURNS BY DEFENSE

SEASON	505 (1962) 475 (68); 472 (66)	GAME	235 vs. NY Jets, 9/29/68
--------	----------------------------------	------	--------------------------

### FEWEST YARDS ON INTERCEPTION RETURNS BY DEFENSE

SEASON	89 (1986) 93 (87*),(71)
--------	----------------------------

## OVERTIME GAMES (12-5)

Date	Opponent	W-L	Score	Toss
Sun. Nov. 25, 1979	at N. E. Patriots	W	16-13	L
Sun. Dec. 7, 1980	L. A. RAMS	W	10-7	L
Sun. Sept. 27, 1981	at Cincinnati Bengals	L	27-24	W
Sun. Oct. 9, 1983	at Miami Dolphins	W	38-35	L
Sun. Sept. 14, 1986	at Cincinnati Bengals	L	33-36	W
Sun. Oct. 18, 1987	NEW YORK GIANTS	W	6-3	W
Sun. Oct. 25, 1987	at Miami Dolphins	W	34-31	W
Sun. Nov. 20, 1988	*NEW YORK JETS	W	9-6	L
Sun. Sept. 24, 1989	at Houston Oilers	W	47-41	L
Sun. Dec. 8, 1991	at L. A. Raiders	W	30-27	L
Sun. Dec. 22, 1991	DETROIT LIONS	L	14-17	L
Sun. Nov. 29, 1992	at Indianapolis Colts	L	13-16	L
Sat. Jan. 3, 1993	**HOUSTON OILERS	W	41-38	L
Sun. Nov. 7, 1993	at N. E. Patriots	W	13-10	W
Sun. Sept 1, 1996	at NY Giants	W	23-20	W
Sun. Oct. 6, 1996	INDIANAPOLIS COLTS	W	16-13	L
Sun. Dec. 1, 1996	at Indianapolis	L	10-13	W

\*Clinched AFC Eastern Division Title

\*\*AFC Wild Card Playoff Game

## BILLS ALL-TIME INDIVIDUAL RECORDS

### SERVICE

(Includes Postseason Unless Noted)

#### MOST SEASONS

- |                                   |                                       |
|-----------------------------------|---------------------------------------|
| 14 Jim Ritcher, G (1980-93)       | 11 Jim Kelly, QB (86-96)              |
| 13 Joe Devlin, T/G (76-82; 84-89) | 11 Kent Hull, C (86-96)               |
| 12 Joe Ferguson, QB (73-84)       | <b>11 STEVE TASKER, WR/ST (86-96)</b> |
| 12 Steve Freeman, S (75-86)       | 11 Fred Smerlas, NT (79-89)           |
| 12 ANDRE REED, WR (85-96)         | 11 Ken Jones, T (76-89)               |
| <b>12 BRUCE SMITH, DE (85-96)</b> | 11 Reggie McKenzie, G (72-82)         |
| 12 Darryl Talley, LB (83-94)      | 11 Mike Stratton, LB (62-72)          |

(NOTE: all consecutive seasons except J. Devlin)

#### MOST GAMES

- |                                    |  |
|------------------------------------|--|
| 222 Jim Ritcher, G (80-93)         | 168 Fred Smerlas, NT (79-89)           |
| 204 Darryl Talley, LB (83-94)      | 168 Joe Ferguson, QB (73-84)           |
| 197 Joe Devlin, T/G (76-82, 84-89) | <b>167 STEVE TASKER, WR/ST (86-96)</b> |
| <b>194 ANDRE REED, WR (85-95)</b>  | <b>164 MARK PIKE, DE/ST (87-96)</b>    |
| 189 Kent Hull, C (86-96)           | 161 Ken Jones, T (76-86)               |
| <b>188 BRUCE SMITH, DE (85-95)</b> | <b>157 THURMAN THOMAS, RB (88-96)</b>  |
| 181 Steve Freeman, S (75-86)       | 154 Charles Romes, CB (77-86)          |
| 177 Jim Kelly, QB (86-96)          | 150 Ben Williams, DE (76-85)           |
| 172 Pete Metzelaars, TE (85-94)    | 149 Reggie McKenzie, G (1972-82)       |

#### MOST CONSECUTIVE GAMES

- |                               |                                |
|-------------------------------|--------------------------------|
| 204 Darryl Talley, LB (83-94) | 145 Jim Ritcher, G (80-93)     |
| 155 Fred Smerlas, NT (79-89)  | 140 Reggie McKenzie, G (72-82) |
| 154 Charles Romes, CB (77-86) | 129 Jim Dunaway, DT (61-69)    |
| 147 Steve Freeman, S (75-84)  |                                |

### SCORING

(The remaining categories are all regular season unless noted)

#### TOTAL POINTS

##### CAREER

- 670 Scott Norwood, K (85-91)  
**561 STEVE CHRISTIE, K (92-96)**  
 492 THURMAN THOMAS, RB (88-96)  
 456 ANDRE REED, WR (85-96)  
 420 OJ Simpson, RB (69-77)

##### SEASON

- 138 OJ Simpson, 1975  
 129 Scott Norwood, 1988  
 128 C. Gilchrist, 1962

#### CONSECUTIVE GAMES SCORED

- \*92 S. Norwood, from 9/9/86 (vs. NY Jets) to 1/26/92 (SB XXVI)  
 \***56 S. CHRISTIE, from 11/21/93 (vs. Indy) - '96 season**  
 33 J. Leyboldt, from 11/25/73 (at Balt.) to 9/13/76 (vs. Miami)  
 \* Includes playoff games

#### TOUCHDOWNS

##### CAREER

- 82 THURMAN THOMAS (88-96)**  
 76 ANDRE REED (85-96)  
 70 OJ Simpson (69-77)  
 39 Elbert Dubenion (60-67)

##### SEASON

- 23 OJ Simpson, 1975  
 15 Cookie Gilchrist, 1962  
 14 Robb Riddick, 1988  
 14 C. Gilchrist, 1963

#### CONSECUTIVE GAMES TD SCORED

- 14 OJ Simpson, from 9/21/75 (vs. NY Jets) to 12/20/75 (vs. Minn.)

#### POINTS AFTER TDS (PATs)

##### CAREER

- 271 Scott Norwood (85-91)  
**183 STEVE CHRISTIE (92-96)**  
 147 John Leyboldt (71-76)

##### SEASON

- 56 S. Norwood, 1991  
 51 J. Leyboldt, 1975  
 48 S. Norwood, 1990

#### CONSECUTIVE PATs

- 118 S. Norwood 11/9/86 (vs. Pitt.) to 12/4/89 (at Sea.)  
 68 S. Norwood 10/28/90 (at N.E.) to 11/3/91 (vs. N.E.)  
**67 S. CHRISTIE 2/6/92 (vs. Rams) to 12/12/93 (at Phil.)**  
 66 P. Gogolak 10/3/64 (vs. Oak) to 12/12/65 (vs. KC)  
**55 S. CHRISTIE 12/19/83 (at Miami) to 10/2/95 (at Cleveland)**

##### GAME

- 30 C. Gilchrist vs. NY Jets, 12/8/63  
 24 D. Beebe vs. Pitt., 9/8/91  
 24 J. Butler vs. NY Jets, 9/23/79  
 24 R. Hooks vs. Cincinnati, 9/9/79  
 24 OJ Simpson vs. New Eng., 11/23/75  
**24 T. THOMAS vs. LA Rams, 9/6/92**

##### GAME

- 5 C. Gilchrist vs. NY Jets, 12/8/63  
 4 D. BEEBE vs. Pitt., 9/8/91  
 4 J. Butler vs. NY Jets, 9/23/79  
 4 R. Hooks vs. Cincinnati, 9/9/79  
 4 OJ Simpson vs. New Eng., 11/23/75  
**4 T. THOMAS vs. LA Rams, 9/6/92**

##### GAME

- 7 Booth Lustig vs. Miami, 9/18/66  
 7 S. Norwood vs. Pitt., 9/8/91  
 6, Ten times (last: S. Norwood, 10/13/91 vs. Indianapolis)

# BUFFALO BILLS

SCORING *continued*

## MOST FIELD GOALS

### CAREER

- 133 Scott Norwood (85-91)
- 126 STEVE CHRISTIE (92-96)**
- 74 John Leypoldt (71-76)
- 48 Nick Mike-Mayer (79-82)
- 47 Pete Gogolak (64-65)

### SEASON

- 32 S. Norwood, 1988
- 31 S. CHRISTIE, 1995**
- 28 P. Gogolak, 1964

### GAME

- 6 S. CHRISTIE, at NYJ, 10/20/96**
- 5 P. Gogolak at Hou., 12/5/65
- 5 S. Norwood vs. Pitts., 9/25/88
- 5 S. CHRISTIE, at Hou., 9/18/94**
- 5 S. CHRISTIE, vs NYJ, 10/2/95**

## CONSECUTIVE FIELD GOALS

- 16 S. CHRISTIE 9/4/94 (vs. N.Y. Jets) to 11/14/94 (at Pitt.)**
- 13 S. Norwood 9/4/88 (vs. Minn.) to 10/2/88 (at Chi.)
- 11 S. Norwood 10/9/88 (vs. Indy) to 11/14/88 (at Miami)
- 10 S. CHRISTIE 11/16/92 (at Miami) to 12/20/92 (at N.O.)**
- 10 S. Norwood 9/8/85 (vs. SD) to 11/3/85 (vs. Cinn.)

## LONGEST FIELD GOAL

- 59 S. CHRISTIE vs. Miami, 9/26/93**
- 54 S. CHRISTIE at Miami, 11/16/92**
- 52 S. Norwood at NY Jets, 9/15/91
- 52 Joe Danelo vs. NY Jets, 9/23/84
- 52 Grant Guthrie at Pitts., 10/11/70
- 52 S. CHRISTIE vs. Indy., 9/20/92**
- 52 S. CHRISTIE at Indy., 11/29/92**
- 52 John Leypoldt vs. Balt., 10/14/73
- 52 S. CHRISTIE at Pitt., 11/14/94**

## MISCELLANEOUS SCORING (RETURNS)

### FUMBLE RECOVERY FOR TD

Accomplished 35 times (last: David White vs. Cincinnati, 11/17/96)

### LONGEST FUMBLE REC. TDS

- 87 Dave Kilson 9/25/83 vs. Hou.
- 61 Don Wilson 12/15/85 at Pitts.
- 56 Mark Kelso 11/15/87 at Clev.

### BLOCKED FIELD GOAL FOR TD

- C. Bennett vs. Den., 9/30/90 (80 yds)
- M. Kelso at Hou., 9/24/89 (76 yds)
- C. Romes vs. Miami, 9/2/79 (76 yds)
- J. Dunaway vs. NY Jets, 11/13/66 (72 yds)

### BLOCKED PUNT FOR TD

Accomplished 7 times (last: G. Northern (18 yards) at Philadelphia, 11/10/96)

### SAFETIES

Accomplished 22 times (last by individual: Henry Jones vs. Indianapolis 11/21/93)  
(last: team vs. Green Bay, 11/20/94 (penalty in end zone))

## RUSHING

## MOST ATTEMPTS

### CAREER

- 2566 THURMAN THOMAS (88-96)**
- 2123 OJ Simpson (69-77)
- 1082 Joe Cribbs (80-83, 85)

### GAME

- 39 OJ Simpson vs. KC, 10/29/73
- 37 T. THOMAS vs. Pitt., 11/8/92**
- 36 C. Gilchrist vs. NY Jets, 12/8/63

### SEASON

- 355 T. THOMAS, 1993**
- 332 OJ Simpson, 1973
- 329 OJ Simpson, 1975
- 312 T. THOMAS, 1992**

## MOST YARDS GAINED

### CAREER

- 10,762 THURMAN THOMAS (88-96)**
- 10,183 OJ Simpson (69-77)
- 4,445 J. Cribbs (80-83, 85)

### GAME

- 273 OJ Simpson at Det., 11/25/76
- 250 OJ Simpson at New Eng., 9/16/73
- 243 C. Gilchrist vs. NY Jets, 12/8/63**

### SEASON

- 2,003 OJ Simpson, 1973
- 1,817 OJ Simpson, 1975
- 1,503 OJ Simpson, 1976

## MOST 100 YARD GAMES (CAREER)

- 45 T. THOMAS (88-96)**
- 41 OJ Simpson (88-95)
- 13 J. Cribbs (80-83, 85)

## LONGEST SCORING RUNS

- 94 OJ Simpson vs. Pitts., 10/29/72
- 88 OJ Simpson vs. Pitts., 9/28/75
- 85 Greg Bell vs. Dallas, 11/18/84

## LONGEST NON-SCORING RUNS

- 75 Terry Miller vs. Green Bay, 11/18/79
- 72 Wayne Patrick vs. Boston 10/11/69

RUSHING *continued*

**BEST RUSHING AVERAGE (Min. 200 atts.)**

**CAREER**

4.80 OJ Simpson, 1969-77  
 4.52 C. Gilchrist, 1962-64  
 4.39 K. DAVIS, 1989-94  
**4.19 T. THOMAS, 1988-96**

**SEASON (min. 50 atts.)**

6.03 OJ Simpson, 1973  
 5.64 W. Carlton, 1962

**GAME (min. 10 atts.)**

13.45 W. Carlton at Houston, 12/5/65  
**11.89 T. THOMAS at Jets, 9/24/90**  
 11.59 OJ Simpson at Cinci., 11/17/75

5.52 OJ Simpson, 1975

**MOST RUSHING TDS**

**CAREER**

**62 T. THOMAS, 1988-95**  
 57 OJ Simpson, 1969-77  
 31 C. Gilchrist, 1962-64

**SEASON**

16 OJ Simpson, 1975  
 13 C. Gilchrist, 1962  
 12 R. Riddick, 1988

**GAME**

5 C. Gilchrist vs. NY Jets, 12/8/63  
 4 R. Hooks vs. Cinci., 9/9/79  
 3 on six occasions:  
 last time: **D. Holmes vs. Wash., 11/3/96**

**CONSECUTIVE GAMES TD RUSHING**

7 OJ Simpson, 11/9/75 (vs. Balt.) to 12/20/75 (vs. Minn.)  
 7 C. Gilchrist, 9/30/62 (at Texans) to 11/11/62 (at SD)

**PASSING**

**MOST ATTEMPTS**

**CAREER**

4779 J. Kelly (86-96)  
 4166 J. Ferguson (73-84)  
 2240 J. Kemp (62-69)

**SEASON**

508 J. Ferguson, 1983  
 498 J. Ferguson, 1981  
 480 J. Kelly, 1986

**GAME**

55 J. Ferguson at Miami, 10/9/83  
 52 J. Kelly at Raiders, 12/8/91  
 49 J. Kemp vs. Denver, 12/2/69  
 49 J. Green vs. Houston, 10/30/60

**MOST COMPLETIONS**

**CAREER**

2874 J. Kelly (86-96)  
 2188 J. Ferguson (73-84)  
 1040 J. Kemp (62-69)

**SEASON**

304 J. Kelly, 1991  
 288 J. Kelly, 1993  
 285 J. Kelly, 1986, 94  
 281 J. Ferguson, 1983

**GAME**

38 J. Ferguson at Miami, 10/9/83  
 33 J. Kelly at Raiders, 12/8/91  
 32 J. Kelly vs. Green Bay 11/20/94

**MOST YARDS PASSING**

**CAREER**

35,467 J. Kelly (86-96)  
 27,590 J. Ferguson (73-84)  
 15,138 J. Kemp (62-69)

**SEASON**

3,844 J. Kelly, 1991  
 3,652 J. Ferguson, 1981  
 3,593 J. Kelly, 1986  
 3,572 J. Ferguson, 1979

**GAME**

419 J. Ferguson at Miami, 10/9/83  
 403 J. Kelly at San Fran., 9/13/92  
 392 J. Kelly vs. Cinci., 10/21/91  
 381 J. Kelly vs. Miami, 9/1/91

**MOST 300 YARD GAMES (CAREER)**

26 J. Kelly (86-96)  
 10 J. Ferguson (73-84)  
 3 J. Kemp (62-69)  
 3 D. Shaw (70-73)

**MOST TOUCHDOWN PASSES**

**CAREER**

237 J. Kelly (86-96)  
 181 J. Ferguson (73-84)  
 77 J. Kemp (62-69)

**SEASON**

33 J. Kelly 1991  
 26 J. Ferguson, 1983  
 25 J. Kelly, 1989  
 25 J. Ferguson, 1975

**GAME**

6 J. Kelly vs. Pitt., 9/8/91  
 5 J. Kelly vs. Cinci., 10/21/91  
 5 J. Kelly at Houston, 9/24/89  
 5 J. Ferguson at Miami, 10/9/83  
 5 J. Ferguson vs. N.Y. Jets, 9/23/79

PASSING *continued*

**MOST PASSES HAD INTERCEPTED**

CAREER	GAME
190 J. Ferguson (73-84)	6 J. Ferguson vs. Houston, 11/10/74
175 J. Kelly (86-96)	5, Five times (last: J.Ferguson, 11/27/83 at LA Rams)
132 J. Kemp (62-69)	
SEASON	
26 D. Shaw, 1971	
26 J. Kemp, 1967	
26 J. Kemp, 1964	

**LOWEST INTERCEPTION PCT.**

CAREER (min. 250 atts.)	SEASON (min. 100 atts.)
3.18 F. Reich (85-94)	0.66 J. Ferguson, 1976
3.66 J. Kelly (86-96)	2.60 J. Kelly, 1990
4.24 J. Green (60-61)	2.63 J. Kelly, 1987

**MOST CONSECUTIVE GAMES TD PASS THROWN**

18 J. Kelly 11/2/86 (at Tampa) to 12/14/87 (at Indi.)

**LONGEST PASS PLAY**

95 (TD) T. COLLINS-Q. EARLY at Indianapolis, 12/1/96

94 (TD) J. Kemp-G. Bass at Houston, 10/11/64

92 (TD) J. Ferguson-F. Lewis at Miami, 9/17/78

**BEST COMPLETION PERCENTAGE**

CAREER (min. 250 atts.)
60.14 (2874 of 4779) J. Kelly (86-96)
58.89 (222 of 377) F. Reich (85-94)
52.95 (485 of 916) D. Shaw (70-73)
52.52 (2188 of 4166) J. Ferguson (73-84)
SEASON (min. 250 atts.)
64.14 J. Kelly, 1991 (304 of 474)
63.61 J. Kelly, 1994 (285 of 448)
63.29 J. Kelly, 1990 (219 of 346)

**RECEIVING**

**MOST RECEPTIONS**

CAREER	GAME
766 ANDRE REED (85-96)	15 A. REED, vs. G.B., 11/20/94
397 THURMAN THOMAS (88-96)	13 T. THOMAS at NY Jets, 9/15/91
302 Pete Metzelaars (1985-94)	13 A. REED vs. Den., 9/18/89
296 Elbert Dubenion (60-67)	13 Greg Bell vs. SD, 9/8/85
295 Bob Chandler (71-78)	12 Glenn Bass at Oak., 12/3/61
SEASON	12 Bill Miller vs. Oak., 10/5/63
90 A. REED, 1994	
88 A. REED, 1989	
81 A. REED, 1991	

**MOST PASS RECEPTION YARDAGE**

CAREER	GAME
10,884 A. REED (85-96)	255 J. Butler vs. NY Jets, 9/23/79
5309 E. Dubenion (60-67)	231 G. Bass at NY Jets, 11/8/64
4638 F. Lewis (78-83)	220 J. Lofton vs. Cinci., 10/21/91
SEASON	218 E. Dubenion vs. NY Jets, 10/24/64
1312 A. REED, 1989	
1303 A. REED, 1994	
1244 F. Lewis, 1981	

**MOST TOUCHDOWN PASSES CAUGHT**

CAREER	GAME
75 A. REED (85-96)	4 D. Beebe vs. Pitt., 9/8/91
35 E. Dubenion (60-67)	4 J. Butler vs. NY Jets, 9/23/79
34 B. Chandler (71-78)	3 J. Cribbs vs. Clev., 11/1/81
SEASON	3 B. Chandler vs. KC, 10/3/76
11 B. Brooks, 1995	3 W. Carlton vs. Oak., 10/23/60
10 A. REED, 1991	3 A. REED VS N.E. 9/5/93
10 B. Chandler, 1976	
10 E. Dubenion, 1964	

**MOST CONSECUTIVE GAMES CAUGHT TD PASS**

5 E. Dubenion 9/26/64 (vs. SD) to 10/24/64 (vs. NY Jets)

**MOST CONSECUTIVE GAMES CAUGHT PASS**

43 T. THOMAS 11/29/92 (at Ind.) to 10/23/95 (at N.E.)

42 A. REED 11/30/86 (at KC) to 10/22/89 (vs. NY Jets)

42 E. Dubenion 11/5/61 (vs. Oak.) to 11/1/64 (vs. Hou.)



RECEIVING *continued*

## MOST 100 YARD GAMES (CAREER)

33 A. REED (85-96)  
16 E. Dubenion (60-68)

## HIGHEST AVERAGE GAIN

CAREER (*min. 100 rec.*)

18.09 Haven Moses (68-72)  
18.00 J. Lofton (89-92)  
17.94 E. Dubenion (60-68)  
17.28 G. Bass (61-66)

SEASON (*min. 24 rec.*)

27.12 E. Dubenion, 1964  
22.88 C. Burkett, 1986  
20.86 G. Bass, 1964

## INTERCEPTIONS

### MOST PASSES INTERCEPTED

CAREER

40 George Byrd (64-70)  
37 Tony Greene (71-79)  
30 Mark Kelso (86-92)

SEASON

10 Tom Janik, 1967  
10 Billy Atkins, 1961

GAME 3, eight times (last: Mark Kelso vs. Denver, 12/12/92)

### MOST CONSECUTIVE GAMES PASSES INTERCEPTED

4 by five players: T. Janik(67), T. Greene (74),  
D. Harrison (75), M. Clark (77), J. Nixon (79-80).

### MOST YARDS ON INTERCEPTIONS RETURNS

CAREER

666 George Byrd (64-70)  
628 Tony Greene (71-79)  
495 Tom Janik (65-68)

GAME

137 T. Janik vs. NY Jets, 9/29/68  
111 K. Lee vs. New Eng. 10/8/72  
105 H. JONES VS. INDY, 9/20/92

SEASON

263 H. JONES, 1992  
222 T. Janik, 1967  
180 M. Kelso, 1988  
178 G. Byrd, 1964

### MOST TOUCHDOWNS ON INTERCEPTIONS

CAREER

5 George Byrd (64-70)  
5 Tom Janik (65-68)  
3 Steve Freeman (75-80)  
3 HENRY JONES (91-95)

SEASON

2 B. Edgerson, 1968  
2 T. Janik, 1967  
2 T. Janik, 1966  
2 H. JONES, 1992

GAME

2, H. JONES vs. Indy, 9/20/92

### LONGEST INTERCEPTION RETURNS

101 T. Greene vs. KC, 10/3/76 (TD)  
100 T. Janik vs. NY Jets, 9/29/68 (TD)  
91 B. Edgerson vs. Hou., 11/1/64 (no TD)  
85 C. Romes vs. NY Jets, 9/10/78 (TD)

## PUNTING

### MOST PUNTS

CAREER

552 Paul Maguire (64-70)  
446 John Kidd (84-89)  
442 CHRIS MOHR (92-96)

GAME

11 CHRIS MOHR vs. Indy., 10/6/96  
11 Marv Bateman at Dal., 11/15/76  
11 Paul Maguire at Hou., 12/7/68  
11 Paul Maguire vs. Oak., 10/15/67

SEASON

101 CHRIS MOHR, 1996  
100 Paul Maguire, 1968  
96 Rusty Jackson, 1979

### HIGHEST AVERAGE

CAREER (*min. 100 punts*)

42.12 Paul Maguire (64-70)  
41.91 Billy Atkins (60-63)  
41.74 Marv Bateman (74-77)

GAME (*min. 4 punts*)

55.14 P. Maguire vs. Hou., 9/21/69  
(7 for 386)  
51.89 B. Atkins vs. Boston, 9/23/61  
(9 for 467)  
51.30 P. Maguire at SD, 9/4/66

SEASON (*min. 40 punts*)

44.50 P. Maguire, 1969  
44.48 B. Atkins, 1961  
43.12 P. Maguire, 1967

### LONGEST PUNTS

80 CHRIS MOHR vs. Miami, 10/13/96  
78 Paul Maguire vs. Hou., 9/21/69  
75 M. Bateman vs. Wash., 12/4/77

# BUFFALO BILLS

PUNTING *continued*

## MOST PUNTS INSIDE 20-YARD LINE

### CAREER

130 P. Maguire (64-70)  
111 John Kidd (84-89)  
105 CHRIS MOHR (91-96)

### SEASON

33 John Kidd, 1985  
26 CHRIS MOHR, 1996  
24 Greg Cater, 1983  
24 Paul Maguire, 1968  
23 Paul Maguire, 1964  
23 CHRIS MOHR, 1995

### GAME

5, six times (last C. Mohr 9/1/96 at NYG)  
\* In-20 official NFL stat since 1976

## PUNT BLOCKED

### CAREER

5 M. Bateman (74-77)  
4 J. Kidd (84-89)

### SEASON

2, Five times (last: J. Kidd, 1989)

### GAME

1, 21 times (last: J. Kidd 9/24/89 at Hou.)

## KICKOFF RETURNS

## MOST RETURNS

### CAREER

101 Keith Moody (76-79)  
70 Charley Warner (64-66)  
63 Robb Riddick (81-88)

### GAME

8 Keith Moody at Seattle, 10/30/77  
7 Van Williams at New Eng. 11/11/84  
6, seven times (last Eric Moulds at Seattle, 12/8/96)

### SEASON

52 ERIC MOULDS, 1996  
39 Van Williams, 1984  
39 Max Anderson, 1968  
39 DARICK HOLMES, 1995

## MOST YARDS KICKOFF RETURNS

### CAREER

2168 K. Moody (76-79)  
1792 C. Warner (64-66)  
1634 W. Francis (73-74)

### GAME

185 K. Moody at Seattle, 10/30/77  
179 C. Warner vs. NY Jets 10/30/66  
179 V. Williams at New Eng. 11/11/84

### SEASON

1205 ERIC MOULDS, 1996  
971 M. Anderson, 1968  
947 W. Francis, 1974

## HIGHEST AVERAGE

### CAREER

30.00 OJ Simpson (69-77) 33 for 990  
27.23 W. Francis (73-74) 60 for 1634  
26.78 Mike Mosley (82-84) 27 for 723

### SEASON

30.50 Ed Rutkowski, 1963 (13 for 396)  
29.87 W. Francis, 1973 (23 for 687)  
27.06 M. Mosley, 1982 (18 for 487)

### GAME

97.00 ERIC MOULDS vs. NY Jets, 11/24/96 (1 for 97)  
70.50 OJ Simpson vs. NY Jets, 10/4/70 (2 for 141)  
54.00 Al Edwards at Raiders, 12/8/91 (2 for 108)

## MOST TOUCHDOWNS KICKOFF RETURNS

### CAREER

3 C. Warner (64-66)  
2 W. Francis (73-74)

### GAME

1, 14 times (last: Eric Moulds vs. NY Jets, 11/24/96)

### SEASON

2 W. Francis, 1973  
2 C. Warner, 1965

## LONGEST TOUCHDOWN KICKOFF RETURNS

102 C. Brown vs. Baltimore, 9/24/78  
102 C. Warner at Boston, 11/7/65  
101 W. Francis vs. Phila., 10/7/73

## LONGEST NON-SCORING KICKOFF RETURNS

85 Don Beebe at Atlanta, 11/5/89  
79 Roland Hooks at Miami, 12/5/76  
74 W. Francis at New Eng., 11/3/74

## PUNT RETURNS

### MOST RETURNS

#### CAREER

88 Keith Moody (76-79)  
85 George Byrd (64-70)  
**79 JEFF BURRIS (94-96)**

#### SEASON

43 D. Walker, 1974  
42 R. Riddick, 1983  
38 K. Moody, 1979

### MOST FAIR CATCHES

#### CAREER

31 E. Rutkowski (63-68)  
29 K. Moody (76-79)  
23 R. Pitts (86-87)  
23 G. Byrd (64-70)  
17 G. Bass (61-66)  
17 R. Copeland (93-96)

#### GAME

8 Tommy Pharr at NY Jets, 10/25/70  
7 Chris Hale vs. INDY, 9/20/92  
6 D. Walker vs. Houston, 11/10/74  
6 G. Byrd vs. Denver, 11/19/67  
6 E. Rutkowski at Houston, 10/11/64

### MOST YARDS GAINED PUNT RETURNS

#### CAREER

920 K. Moody (76-79)  
**847 J. BURRIS (94-96)**  
594 D. Walker (73-74)

#### SEASON

384 D. Walker, 1974  
**332 J. BURRIS, 1994**  
318 K. Moody, 1979

#### GAME

97 H. Clarke 9/26/64 (vs. SD)

### HIGHEST AVERAGE

#### CAREER (min. 20 returns)

12.18 (38 for 463) Clifford Hicks (90-92)  
**10.72 (79 for 847) JEFF BURRIS (94-96)**  
10.46 (24 for 251) Chris Hale (89-92)  
10.45 (88 for 920) Keith Moody (76-79)

#### SEASON (min. 15 returns)

13.1 (15 for 196) K. Moody, 1977  
12.6 (19 for 240) K. Moody, 1978  
**12.0 (17 FOR 204) S. TASKER, 1995**  
11.6 (18 for 209) E. Rutkowski, 1966

#### GAME

82.0 (1 for 82) K. Moody 10/15/78 (at Hou.)

### MOST TOUCHDOWNS PUNT RETURNS

#### CAREER

3 K. Moody (76-79)  
2 H. Clarke (64-68)

#### SEASON/GAME

1, 14 times (last: R. COPELAND 9/5/93 vs. N.E.)

### LONGEST SCORING PUNT RETURNS

91 K. Moody vs. Clev., 10/23/77  
82 K. Moody at Hou., 10/15/78  
82 H. Clarke at NY Jets, 11/3/68

### LONGEST NON-SCORING PUNT RETURNS

59 C. Hicks at Raiders, 12/8/91  
**57 J. BURRIS at Chicago, 10/2/94**  
55 C. Hicks at Indianapolis, 12/15/91  
54 T. Pharr at Boston, 11/1/70

## FUMBLES

### MOST FUMBLES

#### CAREER

76 J. Ferguson (73-84)  
76 J. Kelly (86-96)  
55 J. Kemp (62-69)  
54 OJ Simpson (69-77)

#### SEASON

16 J. Cribbs, 1980  
14 J. Ferguson, 1975  
14 J. Kemp, 1967

### FUMBLE RECOVERIES

#### MOST OPP. REC. (Career)

18 C. Bennett (87-95)  
13 M. Kelso (86-93)  
12 J. Dunaway (63-71)  
11 T. Greene (71-79)

#### MOST OPP. REC. (Season)

7 M. Kelso, 1988  
5 R. McDole, 1965  
5 M. Krakau, 1976  
5 R. McClanahan, 1978

#### MOST OWN REC. (Career)

33 J. Ferguson (73-84)  
26 J. Kemp (62-69)  
**18 J. KELLY (86-95)**

#### MOST OWN REC. (Season)

7 J. Ferguson, 1977  
6 J. Green, 1960

## BILLS TEAM PLAYOFF RECORDS

### OFFENSE

#### FIRST DOWNS

##### MOST TOTAL 1ST DOWNS

- 30 VS LA RAIDERS, JAN. 20, 1991
- 30 VS KANSAS CITY, JAN. 23, 1994
- 29 VS KANSAS CITY, JAN. 5, 1992
- 28 VS MIAMI, DEC. 30, 1995

##### FEWEST TOTAL 1ST DOWNS

- 9 VS KANSAS CITY, JAN. 1, 1967
- 10 AT CINCINNATI, JAN. 8, 1989
- 12 VS DENVER, JAN. 12, 1992
- 13 VS BOSTON, DEC. 28, 1963
- 14 AT SAN DIEGO, DEC. 26, 1965

##### MOST RUSHING 1ST DOWNS

- 18 VS MIAMI, DEC. 30, 1995
- 17 VS KANSAS CITY, JAN. 23, 1994
- 14 VS LA RAIDERS, JAN. 20, 1991
- 13 VS KANSAS CITY, JAN. 5, 1992
- 12 VS SAN DIEGO, DEC. 26, 1964

##### FEWEST RUSHING 1ST DOWNS

- 0 VS BOSTON, DEC. 28, 1963
- 2 VS KANSAS CITY, JAN. 1, 1967
- AT CINCINNATI, JAN. 8, 1989
- AT CLEVELAND, JAN. 6, 1990

##### MOST PASSING 1ST DOWNS

- 20 AT CLEVELAND, JAN. 6, 1990
- 18 VS WASHINGTON, JAN. 26, 1992
- 16 VS MIAMI, JAN. 12, 1991
- 15 VS LA RAIDERS, JAN. 20, 1991
- VS DALLAS, JAN. 30, 1994
- 14 VS JACKSONVILLE, DEC. 28, 1996

##### FEWEST PASSING 1ST DOWNS

- 5 VS DENVER, JAN. 12, 1992
- 7 VS KANSAS CITY, JAN. 1, 1967
- 8 VS SAN DIEGO, DEC. 26, 1964
- AT CINCINNATI, JAN. 3, 1982
- AT CINCINNATI, JAN. 8, 1989
- AT MIAMI, JAN. 17, 1993

##### MOST PENALTY 1ST DOWNS

- 4 VS KANSAS CITY, JAN. 5, 1992
- VS DALLAS, JAN. 31, 1993
- VS LA RAIDERS, JAN. 15, 1994
- VS KANSAS CITY, JAN. 23, 1994

##### FEWEST PENALTY 1ST DOWNS

- 0 VS KANSAS CITY, JAN. 1, 1967
- AT PITTSBURGH, DEC. 22, 1974
- AT NY JETS, DEC. 27, 1981
- AT CINCINNATI, JAN. 8, 1989
- VS JACKSONVILLE, DEC. 28, 1996

### TOTAL OFFENSE

##### MOST TOTAL YARDS

- 536 VS MIAMI, DEC. 30, 1995
- 502 VS LA RAIDERS, JAN. 20, 1991
- 493 VS MIAMI, JAN. 12, 1991
- 453 AT CLEVELAND, JAN. 6, 1990

##### FEWEST TOTAL YARDS

- 181 AT CINCINNATI, JAN. 8, 1989
- 213 VS DENVER, JAN. 12, 1992
- 244 AT SAN DIEGO, JAN. 3, 1981
- 250 AT PITTSBURGH, JAN. 6, 1996
- 255 VS KANSAS CITY, JAN. 1, 1967
- 260 AT SAN DIEGO, DEC. 26, 1965

##### MOST TOTAL PLAYS

- 82 VS KANSAS CITY, JAN. 5, 1992
- VS WASHINGTON, JAN. 26, 1992
- 74 VS MIAMI, DEC. 30, 1995
- 73 3 TIMES (MOST RECENT VS KANSAS CITY, JAN. 23, 1994)

##### FEWEST TOTAL PLAYS

- 44 VS KANSAS CITY, JAN. 1, 1967
- 47 AT PITTSBURGH, DEC. 22, 1974
- 50 AT CINCINNATI, JAN. 8, 1989
- 56 VS NY GIANTS, JAN. 27, 1991

### RUSHING

##### MOST YARDS RUSHING

- 341 VS MIAMI, DEC. 30, 1995
- 229 VS KANSAS CITY, JAN. 23, 1994
- 219 VS SAN DIEGO, DEC. 26, 1964
- 202 VS LA RAIDERS, JAN. 20, 1991
- 182 AT MIAMI, JAN. 17, 1993
- 180 VS KANSAS CITY, JAN. 5, 1992

##### FEWEST YARDS RUSHING

- 7 VS BOSTON, DEC. 28, 1963
- 40 VS KANSAS CITY, JAN. 1, 1967
- 43 VS WASHINGTON, JAN. 26, 1992
- 45 AT CINCINNATI, JAN. 8, 1989

##### MOST RUSHING ATTEMPTS

- 52 VS MIAMI, DEC. 30, 1995
- 48 AT MIAMI, JAN. 17, 1993
- 46 VS LA RAIDERS, JAN. 20, 1991
- VS KANSAS CITY, JAN. 5, 1992
- VS KANSAS CITY, JAN. 23, 1994
- 41 VS SAN DIEGO, DEC. 26, 1964

##### FEWEST RUSHING ATTEMPTS

- 12 VS BOSTON, DEC. 28, 1963
- 13 VS KANSAS CITY, JAN. 1, 1967
- 17 AT CINCINNATI, JAN. 8, 1989
- 18 AT CLEVELAND, JAN. 6, 1990
- VS WASHINGTON, JAN. 26, 1992

##### MOST TDS RUSHING

- 4 VS LA RAIDERS, JAN. 20, 1991
- 3 VS KANSAS CITY, JAN. 23, 1994
- VS MIAMI, DEC. 30, 1995
- 2 6 TIMES (MOST RECENT VS RAIDERS, JAN. 15, 1994)

##### FEWEST TDS RUSHING

- 0 VS BOSTON, DEC. 28, 1963
- AT SAN DIEGO, DEC. 26, 1965
- VS KANSAS CITY, JAN. 1, 1967
- AT PITTSBURGH, DEC. 22, 1974
- AT CINCINNATI, JAN. 8, 1989
- AT CLEVELAND, JAN. 6, 1990
- VS DENVER, JAN. 12, 1992

### PASSING

##### MOST NET YARDS PASSING

- 404 AT CLEVELAND, JAN. 6, 1990
- 339 VS MIAMI, JAN. 12, 1991
- 300 VS LA RAIDERS, JAN. 20, 1991
- 280 VS RAIDERS, JAN. 15, 1994

##### FEWEST NET YARDS PASSING

- 109 VS DENVER, JAN. 12, 1992
- 136 AT CINCINNATI, JAN. 8, 1989
- 147 AT SAN DIEGO, JAN. 3, 1981
- 152 AT SAN DIEGO, DEC. 26, 1965

##### MOST PASSES ATTEMPTED

- 59 VS WASHINGTON, JAN. 26, 1992
- 54 AT CLEVELAND, JAN. 6, 1990
- 50 VS DALLAS, JAN. 30, 1994
- 45 VS BOSTON, DEC. 28, 1963
- 39 AT PITTSBURGH, JAN. 6, 1996

##### FEWEST PASSES ATTEMPTED

- 20 VS SAN DIEGO, JAN. 26, 1964
- AT SAN DIEGO, JAN. 26, 1965
- 22 VS MIAMI, DEC. 30, 1995
- 23 AT PITTSBURGH, JAN. 9, 1993
- 24 AT MIAMI, JAN. 17, 1993

##### MOST PASSES COMPLETED

- 31 VS DALLAS, JAN. 30, 1994
- 29 VS WASHINGTON, JAN. 26, 1992
- 28 AT CLEVELAND, JAN. 6, 1990
- 27 VS RAIDERS, JAN. 15, 1994
- 23 VS KANSAS CITY, JAN. 5, 1992

PASSING, *continued*

**FEWEST PASSES COMPLETED**

- 9 AT SAN DIEGO, DEC. 26, 1965
- 10 VS SAN DIEGO, DEC. 26, 1964
- 11 AT PITTSBURGH, DEC. 22, 1974
- 12 VS KANSAS CITY, JAN. 1, 1967
- 12 VS MIAMI, DEC. 30, 1995

**MOST PASSES INTERCEPTED**

- 4 VS BOSTON, DEC. 28, 1963
- AT NY JETS, DEC. 27, 1981
- VS WASHINGTON, JAN. 26, 1992
- VS DALLAS, JAN. 31, 1993
- 3 AT SAN DIEGO, JAN. 3, 1981
- AT CINCINNATI, JAN. 8, 1989
- VS KANSAS CITY, JAN. 5, 1992
- AT PITTSBURG, JAN. 6, 1996

**FEWEST PASSES INTERCEPTED**

- 0 VS SAN DIEGO, DEC. 26, 1964
- AT PITTSBURGH, DEC. 22, 1974
- VS NY GIANTS, JAN. 27, 1991
- AT PITTSBURGH, JAN. 9, 1993
- VS RAIDERS, JAN. 15, 1994
- VS KANSAS CITY, JAN. 23, 1994

**MOST INT RETURN YARDS ALLOWED**

- 79 (4 RET) AT NY JETS, DEC. 27, 1981
- (4 RET) VS WASH., JAN. 26, 1992
- 58 (1RET) VS. HOUSTON, JAN. 3, 1993
- 36 (2 RET) AT SAN DIEGO, DEC. 26, 1965

**MOST TOUCHDOWN PASSES**

- 4 AT CLEVELAND, JAN. 6, 1990
- VS HOUSTON, JAN. 3, 1993
- 3 VS MIAMI, JAN. 12, 1991
- VS KANSAS CITY, JAN. 5, 1992

**FEWEST TOUCHDOWN PASSES**

- 0 VS SAN DIEGO, DEC. 26, 1964
- VS HOUSTON, JAN. 1, 1989
- VS NY GIANTS, JAN. 27, 1991
- VS DENVER, JAN. 12, 1992
- VS KANSAS CITY, JAN. 23, 1994
- VS DALLAS, JAN. 30, 1994

**MOST SACKS ALLOWED**

- 5 VS WASHINGTON, JAN. 26, 1992
- 4 VS KANSAS CITY, JAN. 1, 1967
- VS DALLAS, JAN. 31, 1993

**FEWEST SACKS ALLOWED**

- 0 AT PITTSBURGH, DEC. 22, 1974
- AT CINCINNATI, JAN. 3, 1982
- VS MIAMI, JAN. 12, 1991
- VS LA RAIDERS, JAN. 20, 1991
- VS KANSAS CITY, JAN. 23, 1994
- VS MIAMI, DEC. 30, 1995

**PENALTIES**

**MOST TIMES PENALIZED**

- 9 VS BOSTON, DEC. 28, 1963
- 8 AT NY JETS, DEC. 27, 1981
- VS HOUSTON, JAN. 1, 1989

**FEWEST TIMES PENALIZED**

- 1 VS DALLAS, JAN. 30, 1994
- 2 AT SAN DIEGO, DEC. 26, 1965
- VS RAIDERS, JAN. 15, 1994
- VS KANSAS CITY, JAN. 23, 1994

**MOST YARDS PENALIZED**

- 100 (9 PEN) VS BOSTON, DEC. 28, 1963
- 60 (8 PEN) AT NY JETS, DEC. 27, 1981
- 57 (8 PEN) VS HOUSTON, JAN. 1, 1989
- 56 (6 PEN) AT CINCINNATI, JAN. 3, 1982

**FEWEST YARDS PENALIZED**

- 10 (2 PEN) VS KANSAS CITY, JAN. 23, 1994
- 15 (3 PEN) AT PITTSBURGH, DEC. 22, 1974
- (3 PEN) VS RAIDERS, JAN. 15, 1994
- 20 (3 PEN) AT MIAMI, JAN. 17, 1993

**FUMBLES**

**MOST FUMBLES**

- 8 (5 LOST) VS. DALLAS, JAN. 31, 1993

- 6 (1 LOST) VS WASH., JAN. 26, 1992

- 4 (2 LOST) VS JAX, DEC. 28, 1996

- 3 (2 LOST) VS BOSTON, DEC. 28, 1963

- (2 LOST) VS KANSAS CITY, JAN. 1, 1967

- (1 LOST) VS MIAMI, JAN. 12, 1991

- (0 LOST) VS LA RAIDERS, JAN. 20, 1991

- (1 LOST) VS RAIDERS, JAN. 15, 1994

- (2 LOST) VS DALLAS, JAN. 30, 1994

- (1 LOST) AT PITTSBURG, JAN. 6, 1996

**FEWEST FUMBLES**

- 0 VS SAN DIEGO, DEC. 26, 1964

- AT SAN DIEGO, DEC. 26, 1965

- AT CINCINNATI, JAN. 3, 1982

- AT CINCINNATI, JAN. 8, 1989

- VS KANSAS CITY, JAN. 5, 1992

- VS DENVER, JAN. 12, 1992

- VS HOUSTON, JAN. 3, 1993

- AT PITTSBURGH, JAN. 9, 1993

**SCORING**

**MOST POINTS**

- 51 VS LA RAIDERS, JAN. 20, 1991

- 44 VS MIAMI, JAN. 12, 1991

- 41 VS HOUSTON, JAN. 3, 1993

- 37 VS KANSAS CITY, JAN. 5, 1992

- VS MIAMI, DEC. 30, 1995

**FEWEST POINTS**

- 7 VS KANSAS CITY, JAN. 1, 1967

- 8 VS BOSTON, DEC. 28, 1963

- 10 AT CINCINNATI, JAN. 8, 1989

- VS DENVER, JAN. 12, 1992

- 13 VS DALLAS, JAN. 30, 1994

**MOST FIELD GOALS**

- 5 AT MIAMI, JAN. 17, 1993

- 3 5 TIMES (MOST RECENT VS MIAMI, DEC. 30, 1995)

**FEWEST FIELD GOALS**

- 0 VS BOSTON, DEC. 28, 1963

- VS KANSAS CITY, JAN. 1, 1967

- AT PITTSBURGH, DEC. 22, 1974

- AT SAN DIEGO, JAN. 3, 1981

- AT CINCINNATI, JAN. 3, 1982

- AT PITTSBURG, JAN. 6, 1996

**MOST POINTS AFTER TOUCHDOWNS**

- 6 VS LA RAIDERS, JAN. 20, 1991

- 5 VS MIAMI, JAN. 12, 1991

- VS HOUSTON, JAN. 3, 1993

**PUNT RETURNS**

**MOST PUNT RETURN YARDS**

- 87 (3 RET) AT SAN DIEGO, DEC. 26, 1965

- 70 (5 RET) VS KANSAS CITY, JAN. 23, 1994

- 56 (4 RET) VS HOUSTON, JAN. 1, 1989

**FEWEST PUNT RETURN YARDS**

- 0 (0 RET) VS NY GIANTS, JAN. 27, 1991

- (0 RET) VS DENVER, JAN. 12, 1992

- (0 RET) VS HOUSTON, JAN. 3, 1993

- (0 RET) AT PITTSBURGH, JAN. 9, 1993

- (0 RET) VS DALLAS, JAN. 31, 1993

- (0 RET) VS MIAMI, DEC. 30, 1995

**KICKOFF RETURNS**

**MOST KO RETURN YARDS**

- 172 (7 RET) VS JAX, DEC. 28, 1996

- 157 (7 RET) VS BOSTON, DEC. 28, 1963

- 144 (6 RET) VS DALLAS, JAN. 30, 1994

- 133 (8 RET) AT PITTSBURG, JAN. 6, 1996

- 118 (6 RET) AT PITTSBURGH, DEC. 22, 1974

- 116 (6 RET) VS MIAMI, JAN. 12, 1991

**FEWEST KO RETURN YARDS**

- 17 (1 RET) AT SAN DIEGO, DEC. 26, 1965

- 24 (1 RET) VS DENVER, JAN. 12, 1992

- (2 RET) VS KANSAS CITY, JAN. 5, 1992

## DEFENSE

### FIRST DOWNS

#### FEWEST TOTAL

##### 1ST DOWNS ALLOWED

- 12 AT SAN DIEGO, DEC. 26, 1965
- 14 VS KANSAS CITY, JAN. 1, 1967
- VS KANSAS CITY, JAN. 5, 1992
- 15 VS SAN DIEGO, DEC. 26, 1964
- AT MIAMI, JAN. 17, 1993
- VS RAIDERS, JAN. 15, 1994

#### MOST TOTAL 1ST DOWNS ALLOWED

- 29 AT PITTSBURGH, DEC. 22, 1974
- 27 VS. HOUSTON, JAN. 3, 1993
- 26 VS MIAMI, DEC. 30, 1995
- 24 AT NY JETS, DEC. 27, 1981
- VS MIAMI, JAN. 12, 1991
- VS NY GIANTS, JAN. 27, 1991
- VS WASHINGTON, JAN. 26, 1992

#### FEWEST RUSHING

##### 1ST DOWNS ALLOWED

- 1 AT MIAMI, JAN. 17, 1993
- 3 AT NY JETS, DEC. 27, 1981
- VS KANSAS CITY, JAN. 23, 1994
- 4 VS KANSAS CITY, JAN. 5, 1992
- 5 VS BOSTON, DEC. 28, 1963
- AT SAN DIEGO, DEC. 26, 1965
- VS MIAMI, DEC. 30, 1995
- VS JAX, DEC. 28, 1996

#### MOST RUSHING

##### 1ST DOWNS ALLOWED

- 18 AT PITTSBURGH, DEC. 22, 1974
- 15 AT CINCINNATI, JAN. 8, 1981
- 12 VS LA RAIDERS, JAN. 20, 1991
- 11 AT CINCINNATI, JAN. 3, 1982

#### FEWEST PASSING

##### 1ST DOWNS ALLOWED

- 5 AT CINCINNATI, JAN. 8, 1989
- 6 VS RAIDERS, JAN. 15, 1994
- 7 VS SAN DIEGO, DEC. 26, 1964
- AT SAN DIEGO, DEC. 26, 1965
- 8 VS KANSAS CITY, JAN. 1, 1967
- AT CLEVELAND, JAN. 6, 1990
- VS LA RAIDERS, JAN. 20, 1991

#### MOST PASSING

##### 1ST DOWNS ALLOWED

- 20 VS MIAMI, DEC. 30, 1995
- 18 AT NY JETS, DEC. 27, 1981
- VS. HOUSTON, JAN. 3, 1993
- VS KANSAS CITY, JAN. 23, 1994
- 15 AT PITTSBURGH, JAN. 6, 1996

#### FEWEST PENALTY

##### FIRST DOWNS ALLOWED

- 0 9 TIMES (MOST RECENT VS JAX, DEC. 28, 1996)

#### MOST PENALTY

##### FIRST DOWNS ALLOWED

- 3 AT NY JETS, DEC. 27, 1981
- AT CINCINNATI, JAN. 8, 1989
- VS. HOUSTON, JAN. 3, 1993

### TOTAL DEFENSE

#### FEWEST TOTAL YDS ALLOWED

- 213 VS KANSAS CITY, JAN. 5, 1992
- 223 AT SAN DIEGO, DEC. 26, 1965
- 240 AT PITTSBURGH, JAN. 9, 1993
- 249 AT CINCINNATI, JAN. 8, 1989

#### MOST TOTAL YDS ALLOWED

- 502 VS MIAMI, DEC. 30, 1995
- 438 AT PITTSBURGH, DEC. 22, 1974
- 430 VS MIAMI, JAN. 12, 1991
- 429 VS. HOUSTON, JAN. 3, 1993

#### FEWEST TOTAL PLAYS ALLOWED

- 54 VS KANSAS CITY, JAN. 5, 1992
- 55 VS SAN DIEGO, DEC. 26, 1965
- 57 AT SAN DIEGO, DEC. 26, 1965
- VS RAIDERS, JAN. 15, 1994
- 58 AT CINCINNATI, JAN. 3, 1982

#### MOST TOTAL PLAYS ALLOWED

- 80 VS MIAMI, DEC. 30, 1995
- 78 AT NY JETS, DEC. 27, 1981
- AT PITTSBURGH, JAN. 6, 1996
- 77 VS KANSAS CITY, JAN. 23, 1994
- 76 VS MIAMI, JAN. 12, 1991
- VS. HOUSTON, JAN. 3, 1993
- 73 3 TIMES (MOST RECENT VS WASHINGTON, JAN. 26, 1992)

### RUSHING

#### FEWEST RUSHING YDS ALLOWED

- 33 AT MIAMI, JAN. 17, 1993
- 52 VS KANSAS CITY, JAN. 23, 1994
- 70 VS MIAMI, DEC. 30, 1995
- 71 AT NY JETS, DEC. 27, 1981
- 77 VS KANSAS CITY, JAN. 5, 1992
- 81 VS DENVER, JAN. 12, 1992

#### MOST RUSHING YDS ALLOWED

- 235 AT PITTSBURGH, DEC. 22, 1974
- 184 VS JAX, DEC. 28, 1996
- 175 AT CINCINNATI, JAN. 8, 1989
- 172 VS NY GIANTS, JAN. 27, 1991

#### FEWEST RUSHING ATTEMPTS

##### AGAINST

- 11 AT MIAMI, JAN. 17, 1993
- 14 VS MIAMI, DEC. 30, 1995
- 18 VS SAN DIEGO, DEC. 26, 1964
- 21 VS KANSAS CITY, JAN. 23, 1994
- 22 AT NY JETS, DEC. 27, 1981
- VS. HOUSTON, JAN. 3, 1993

#### MOST RUSHING ATTEMPTS AGAINST

- 51 AT PITTSBURGH, DEC. 22, 1974
- 50 AT CINCINNATI, JAN. 1, 1989
- 43 AT PITTSBURGH, JAN. 6, 1996
- 40 VS WASHINGTON, JAN. 26, 1992
- 39 VS NY GIANTS, JAN. 27, 1991

### PASSING

#### FEWEST NET PASSING YARDS ALLOWED

- 74 AT CINCINNATI, JAN. 8, 1989
- 111 AT PITTSBURGH, JAN. 9, 1993
- 119 AT SAN DIEGO, DEC. 26, 1965
- 135 VS SAN DIEGO, DEC. 26, 1964
- 136 VS. KANSAS CITY, JAN. 5, 1992

#### MOST NET PASSING YARDS ALLOWED

- 432 VS MIAMI, DEC. 30, 1995
- 348 AT NY JETS, DEC. 27, 1981
- 347 VS. HOUSTON, JAN. 3, 1993
- 301 AT SAN DIEGO, JAN. 3, 1981
- 323 VS MIAMI, JAN. 12, 1991
- 292 VS. BOSTON, DEC. 28, 1963
- VS. WASHINGTON, JAN. 26, 1992

#### FEWEST PASSES ATTEMPTED AGAINST

- 20 AT CINCINNATI, JAN. 8, 1989
- VS RAIDERS, JAN. 15, 1994
- 21 AT PITTSBURGH, DEC. 22, 1974
- AT CINCINNATI, JAN. 3, 1982
- 24 VS KANSAS CITY, JAN. 1, 1967
- 25 AT SAN DIEGO, DEC. 26, 1965

#### MOST PASSES ATTEMPTED AGAINST

- 66 VS MIAMI, DEC. 30, 1995
- 52 VS DALLAS, JAN. 30, 1994
- 51 AT NY JETS, DEC. 27, 1981
- 50 VS. HOUSTON, JAN. 3, 1993
- 49 VS MIAMI, JAN. 12, 1991
- 45 AT MIAMI, JAN. 17, 1993

PASSING, *continued*

**FEWEST COMPLETED PASSES ALLOWED**

- 11 AT CINCINNATI, JAN. 8, 1989
- 12 AT SAN DIEGO, DEC. 26, 1965
- AT PITTSBURGH, DEC. 22, 1974
- 13 VS SAN DIEGO, DEC. 26, 1964

**MOST COMPLETED PASSES ALLOWED**

- 36 VS HOUSTON, JAN. 3, 1993
- 34 VS MIAMI, DEC. 30, 1995
- 28 AT NY JETS, DEC. 27, 1981
- 25 VS KANSAS CITY, JAN. 23, 1994
- 23 VS MIAMI, JAN. 12, 1991

**MOST PASSES INTERCEPTED**

- 6 VS LA RAIDERS, JAN. 20, 1991
- 4 AT NY JETS, DEC. 27, 1981
- VS KANSAS CITY, JAN. 5, 1992

**FEWEST PASSES INTERCEPTED**

- 0 VS KANSAS CITY, JAN. 1, 1967
- AT PITTSBURGH, DEC. 22, 1974
- AT CINCINNATI, JAN. 3, 1982
- VS NY GIANTS, JAN. 27, 1991
- VS DALLAS, JAN. 31, 1993
- VS RAIDERS, JAN. 15, 1994

**MOST INT RETURN YARDS**

- 113 (6 RET) VS LA RAIDERS, JAN. 20, 1991
- 98 (2 RET) VS KANSAS CITY, JAN. 1, 1967
- 62 (4 RET) AT NY JETS, DEC. 27, 1981
- 47 (3 RET) AT SAN DIEGO, JAN. 3, 1981

**SCORING**

**FEWEST POINTS ALLOWED**

- 0 AT SAN DIEGO, DEC. 26, 1965
- 3 VS LA RAIDERS, JAN. 20, 1991
- AT PITTSBURGH, JAN. 9, 1993
- 7 VS SAN DIEGO, DEC. 26, 1964
- VS DENVER, JAN. 12, 1992

**MOST POINTS ALLOWED**

- 52 VS DALLAS, JAN. 31, 1993
- 40 AT PITTSBURGH, JAN. 6, 1996
- 38 VS HOUSTON, JAN. 3, 1993
- 37 VS WASHINGTON, JAN. 26, 1992
- 34 AT CLEVELAND, JAN. 6, 1990
- VS MIAMI, JAN. 12, 1991

**FEWEST TDS ALLOWED**

- 0 AT SAN DIEGO, DEC. 26, 1965
- VS LA RAIDERS, JAN. 20, 1991
- AT PITTSBURGH, JAN. 9, 1993
- 1 VS SAN DIEGO, DEC. 26, 1964
- VS HOUSTON, JAN. 1, 1989
- VS DENVER, JAN. 12, 1992
- AT MIAMI, JAN. 17, 1993
- VS KANSAS CITY, JAN. 23, 1994

**MOST TDS ALLOWED**

- 7 VS DALLAS, JAN. 31, 1993
- 5 VS HOUSTON, JAN. 3, 1993
- 4 6 TIMES

**FEWEST RUSHING TDS ALLOWED**

- 0 VS BOSTON, DEC. 28, 1963
- VS SAN DIEGO, DEC. 26, 1964
- AT SAN DIEGO, DEC. 26, 1965
- AT SAN DIEGO, JAN. 3, 1981
- VS LA RAIDERS, JAN. 20, 1991
- VS HOUSTON, JAN. 3, 1993
- AT PITTSBURGH, JAN. 9, 1993
- AT MIAMI, JAN. 17, 1993

**MOST RUSHING TDS ALLOWED**

- 3 AT PITTSBURGH, DEC. 22, 1974
- AT CINCINNATI, JAN. 3, 1982
- AT PITTSBURGH, JAN. 6, 1996
- 2 5 TIMES (LAST: VS DALLAS, JAN. 30, 1994)

**FEWEST PASSING TDS ALLOWED**

- 0 7 TIMES (LAST: VS DALLAS, JAN. 30, 1994)

**MOST PASSING TDS ALLOWED**

- 4 VS HOUSTON, JAN. 3, 1993
- VS DALLAS, JAN. 31, 1993
- 3 AT CLEVELAND, JAN. 6, 1990
- VS MIAMI, JAN. 12, 1991

**MOST POINTS AFTER TDS ALLOWED**

- 7 VS DALLAS, JAN. 31, 1993
- 5 VS HOUSTON, JAN. 3, 1993
- 4 6 TIMES (MOST RECENT - VS WASHINGTON, JAN. 26, 1992)

**MOST FIELD GOALS ALLOWED**

- 4 VS BOSTON, DEC. 28, 1963
- AT PITTSBURGH, JAN. 6, 1996
- 3 VS WASHINGTON, JAN. 26, 1992
- VS DALLAS, JAN. 30, 1994
- VS JAX, DEC. 28, 1996

**PUNT RETURNS**

**FEWEST PUNT RETURN YARDS ALLOWED**

- 0 (1 RET) AT CLEVELAND, JAN. 6, 1990
- (0 RET) VS WASH., JAN. 26, 1992
- 3 (1 RET) VS MIAMI, JAN. 12, 1991
- 6 (1 RET) VS HOUSTON, JAN. 1, 1989
- 5 (1 RET) VS DALLAS, JAN. 30, 1994

**MOST PUNT RETURN YARDS ALLOWED**

- 58 (2 RET) VS SAN DIEGO, DEC. 26, 1965
- 37 (3 RET) VS KANSAS CITY, JAN. 1, 1967
- (2 RET) VS NY GIANTS, JAN. 27, 1991
- 36 (3 RET) VS DENVER, JAN. 12, 1992
- 35 (3 RET) VS DALLAS, JAN. 31, 1993
- 34 (2 RET) VS BOSTON, DEC. 28, 1963

**KICKOFF RETURNS**

**FEWEST KICKOFF RETURN YARDS ALLOWED**

- 16 (1 RET) VS WASH., JAN. 26, 1992
- 27 (4 RET) VS HOUSTON, JAN. 3, 1993
- 30 (3 RET) AT CINCINNATI, JAN. 8, 1989
- 38 (2 RET) VS BOSTON, DEC. 28, 1963
- (2 RET) VS KANSAS CITY, JAN. 1, 1967
- 48 (3 RET) VS NY GIANTS, JAN. 27, 1991
- (4 RET) VS KANSAS CITY, JAN. 5, 1992

**MOST KICKOFF RETURN YARDS ALLOWED**

- 180 (6 RET) AT CLEVELAND, JAN. 6, 1990
- 175 (4 RET) VS SAN DIEGO, DEC. 26, 1964
- 151 (9 RET) VS MIAMI, JAN. 12, 1991
- 137 (7 RET) VS MIAMI, DEC. 30, 1996
- 119 (9 RET) VS LA RAIDERS, JAN. 20, 1991

## BILLS INDIVIDUAL PLAYOFF RECORDS

(RECORDS ON SINGLE GAME BASIS)

### SCORING

#### MOST POINTS

- 18 (3 TDS RUSHING) BY KENNETH DAVIS VS LA RAIDERS, JAN. 20, 1991
- (3 TDS RECEIVING) BY ANDRE REED VS. HOUSTON, JAN. 3, 1993
- (3 TD RUSHING) BY THURMAN THOMAS VS. K.C., JAN 23, 1994
- 17 (5 FGS, 2 PATS) BY STEVE CHRISTIE AT MIAMI, JAN. 17, 1993
- 14 (3 FGS, 5 PATS) BY SCOTT NORWOOD VS MIAMI, JAN. 12, 1991

#### MOST TDS RUSHING

- 3 BY KENNETH DAVIS VS LA RAIDERS, JAN. 20, 1991
- BY THURMAN THOMAS VS K.C., JAN 23, 1994
- 2 BY THURMAN THOMAS VS MIAMI, JAN. 12, 1991
- BY JOE CRIBBS AT CINCINNATI, JAN. 3, 1982

#### MOST TDS PASSING

- 4 BY JIM KELLY AT CLEVELAND, JAN. 6, 1990
- BY FRANK REICH VS. HOUSTON, JAN. 3, 1993
- 3 BY JIM KELLY VS KANSAS CITY, JAN. 5, 1992
- BY JIM KELLY VS MIAMI, JAN. 12, 1991

#### MOST TDS RECEIVING

- 3 BY ANDRE REED VS. HOUSTON, JAN. 3, 1993
- 2 BY ANDRE REED VS KANSAS CITY, JAN. 5, 1992
- BY JAMES LOFTON VS LA RAIDERS, JAN. 20, 1991
- BY ANDRE REED VS MIAMI, JAN. 12, 1991
- BY THURMAN THOMAS AT CLEVELAND, JAN. 6, 1990
- BY FRANK LEWIS AT NY JETS, DEC. 27, 1981
- BY BILL BROOKS VS. LA RAIDERS, JAN 15, 1994

#### MOST POINTS KICKING

- 17 (5 FGS, 2 PATS) BY STEVE CHRISTIE AT MIAMI, JAN. 17, 1993
- 14 (3 FGS, 5 PATS) BY SCOTT NORWOOD VS MIAMI, JAN. 12, 1991
- 13 (3 FGS, 4 PATS) BY SCOTT NORWOOD VS KANSAS CITY, JAN. 5, 1992
- (3 FGS, 4 PATS) BY STEVE CHRISTIE VS MIAMI DEC. 30, 1995

#### MISCELLANEOUS SCORING

- 74-YARD PUNT RETURN BY BUTCH BYRD AT SAN DIEGO, DEC. 26, 1965
- 26-YARD FUMBLE RETURN BY CHARLES ROMES AT NY JETS, DEC. 27, 1981
- 27-YARD INT. RETURN BY DARRYL TALLEY VS LA RAIDERS, JAN. 20, 1991
- 11-YARD INT. RETURN BY CARLTON BAILEY VS DENVER, JAN. 12, 1992
- SAFETY BY BRUCE SMITH VS NY GIANTS, JAN. 27, 1991
- 38-YARD INT RETURN BY JEFF BURRIS vs JACKSONVILLE, DEC. 28, 1996

### RUSHING

#### MOST RUSHING YARDS

- 186 (33 CARRIES) BY THURMAN THOMAS VS K.C., JAN 23, 1994
- 158 (25 CARRIES) BY THURMAN THOMAS VS MIAMI, DEC. 30, 1995
- 138 (25 CARRIES) BY THURMAN THOMAS VS LA RAIDERS, JAN. 20, 1991
- 135 (15 CARRIES) BY THURMAN THOMAS VS NY GIANTS, JAN. 27, 1991
- 122 (16 CARRIES) BY COOKIE GILCHRIST VS SAN DIEGO, DEC. 26, 1964

#### MOST RUSHING ATTEMPTS

- 33 (186 YARDS) BY THURMAN THOMAS VS K.C., JAN 23, 1994
- 32 (117 YARDS) BY THURMAN THOMAS VS MIAMI, JAN. 12, 1991
- 26 (72 YARDS) BY THURMAN THOMAS VS DENVER, JAN. 12, 1992
- 25 (138 YARDS) BY THURMAN THOMAS VS LA RAIDERS, JAN. 20, 1991
- 25 (158 YARDS) BY THURMAN THOMAS VS MIAMI, DEC. 30, 1995

#### LONGEST RUN

- 45t BY JOE CRIBBS AT NY JETS, DEC. 27, 1981
- 44t BY JOE CRIBBS AT CINCINNATI, JAN. 3, 1982
- 44t BY TIM TINDALE VS MIAMI, DEC. 30, 1995
- 41 BY KENNETH DAVIS AT PITTSBURGH, JAN. 9, 1993
- 40 BY THURMAN THOMAS VS HOUSTON, JAN. 1, 1989

### PASSING

#### MOST PASSING YARDS

- 405 (28 OF 54) BY JIM KELLY AT CLEVELAND, JAN. 6, 1990
- 339 (19 OF 29) BY JIM KELLY VS MIAMI, JAN. 12, 1991
- 300 (17 OF 23) BY JIM KELLY VS LA RAIDERS, JAN. 20, 1991
- 289 (21 OF 34) BY FRANK REICH VS. HOUSTON, JAN. 3, 1993
- 287 (27 OF 37) BY JIM KELLY VS. LA RAIDERS, JAN 15, 1994
- 275 (28 OF 58) BY JIM KELLY VS WASHINGTON, JAN. 26, 1992
- 273 (23 OF 35) BY JIM KELLY VS KANSAS CITY, JAN. 5, 1992



*PASSING, continued*

**MOST PASSING ATTEMPTS**

- 58 (28 COMP., 275 YARDS) BY JIM KELLY VS WASHINGTON, JAN. 26, 1992
- 54 (28 COMP., 405 YARDS) BY JIM KELLY AT CLEVELAND, JAN. 6, 1990
- 50 (31 COMP., 260 YARDS) BY JIM KELLY VS. DALLAS, JAN 30, 1994
- 37 (27 COMP., 267 YARDS) BY JIM KELLY VS RAIDERS, JAN 15, 1994
- 35 (23 COMP., 273 YARDS) BY JIM KELLY VS KANSAS CITY, JAN. 5, 1992

**MOST PASS COMPLETIONS**

- 31 (50 ATT., 260 YARDS) BY JIM KELLY VS DALLAS, JAN 30, 1994
- 28 (58 ATT., 275 YARDS) BY JIM KELLY VS WASHINGTON, JAN. 26, 1992
- (54 ATT., 405 YARDS) BY JIM KELLY AT CLEVELAND, JAN. 6, 1990
- 27 (37 ATT., 287 YARDS) BY JIM KELLY VS RAIDERS, JAN 15, 1994
- 23 (35 ATT., 273 YARDS) BY JIM KELLY VS KANSAS CITY, JAN. 5, 1992

**MOST PASS INTERCEPTIONS**

- 4 (28 OF 58, 275 YARDS) BY JIM KELLY VS WASHINGTON, JAN. 26, 1992
- (17 OF 34, 268 YARDS) BY JOE FERGUSON AT NY JETS, DEC. 27, 1981
- 3 (23 OF 35, 273 YARDS) BY JIM KELLY VS KANSAS CITY, JAN. 5, 1992
- (14 OF 30, 163 YARDS) BY JIM KELLY AT CINCINNATI, JAN. 8, 1989
- (15 OF 29, 180 YARDS) BY JOE FERGUSON AT SAN DIEGO, JAN. 3, 1981
- (9 OF 24, 168 YARDS) BY DARYLE LAMONICA VS BOSTON, DEC. 28, 1963
- (14 OF 29, 135 YARDS) BY JIM KELLY AT PITTSBURGH, JAN. 6, 1996

**LONGEST PASS**

- 93t DARYLE LAMONICA TO ELBERT DUBENION VS BOSTON, DEC. 28, 1963
- 72t JIM KELLY TO ANDRE REED AT CLEVELAND, JAN. 6, 1990
- 69t JACK KEMP TO ELBERT DUBENION VS KANSAS CITY, JAN. 1, 1967
- 61 JIM KELLY TO JAMES LOFTON VS NY GIANTS, JAN. 27, 1991
- 54 JOE FERGUSON TO JERRY BUTLER AT CINCINNATI, JAN. 3, 1982
- 53t JIM KELLY TO ANDRE REED VS KANSAS CITY, JAN. 5, 1992
- 53 JIM KELLY TO ANDRE REED VS HOUSTON, JAN. 1, 1989

**RECEIVING**

**MOST PASS RECEPTIONS**

- 13 (150 YARDS) BY THURMAN THOMAS AT CLEVELAND, JAN. 6, 1990
- 9 (122 YARDS) BY QUINN EARLY VS JACKSONVILLE, DEC. 28, 1996
- 8 (62 YARDS) BY ANDRE REED VS NY GIANTS, JAN. 27, 1991
- (136 YARDS) BY ANDRE REED VS. HOUSTON, JAN. 3, 1993
- (152 YARDS) BY ANDRE REED VS. DALLAS, JAN. 31, 1993
- 7 (92 YARDS) BY JAMES LOFTON VS WASHINGTON, JAN. 26, 1992
- (149 YARDS) BY JAMES LOFTON VS MIAMI, JAN. 12, 1991
- (158 YARDS) BY FRANK LEWIS AT NY JETS, DEC. 27, 1981
- (63 YARDS) BY BILL BROOKS VS DALLAS, JAN 30, 1994
- (52 YARDS) BY THURMAN THOMAS VS DALLAAS, JAN 30, 1994

**MOST YARDS RECEIVING**

- 158 (7 CATCHES) BY FRANK LEWIS AT NY JETS, DEC. 27, 1981
- 152 (8 CATCHES) BY ANDRE REED VS. DALLAS, JAN. 31, 1993
- 150 (13 CATCHES) BY THURMAN THOMAS AT CLEVELAND, JAN. 6, 1990
- 149 (7 CATCHES) BY JAMES LOFTON VS MIAMI, JAN. 12, 1991
- 136 (8 CATCHES) BY ANDRE REED VS. HOUSTON, JAN. 3, 1993

**INTERCEPTIONS**

**MOST INTERCEPTIONS**

- 2 BY KIRBY JACKSON (6 RETURN YARDS) VS KANSAS CITY, JAN. 5, 1992
- BY DARRYL TALLEY (48 RET. YARDS, 1 TD) VS LA RAIDERS, JAN. 20, 1991
- BY BILL SIMPSON (12 RETURN YARDS) AT NY JETS, DEC. 27, 1981

**MOST INTERCEPTION RETURN YARDS**

- 49 BY RUFUS BESS (1 INT) AT NY JETS, DEC. 27, 1981
- 48 BY DARRYL TALLEY (2 INTs) VS LA RAIDERS, JAN. 20, 1991
- 41 BY NATE ODOMES (1 INT.) VS DALLAS, JAN 30, 1994
- 38 BY JEFF BURRIS (1 INT) VS JACKSONVILLE, DEC. 28, 1996
- 32 BY RAY BENTLEY (1 INT) VS LA RAIDERS, JAN. 20, 1991

**LONGEST INTERCEPTION RETURN RUN**

- 49 BY RUFUS BESS AT NY JETS, DEC. 27, 1981
- 41 BY NATE ODOMES VS DALLAS, JAN 30, 1994
- 38t BY JEFF BURRIS VS JACKSONVILLE, DEC. 28, 1996
- 32 BY RAY BENTLEY VS LA RAIDERS, JAN. 20, 1991
- 31 BY CLIFFORD HICKS AT MIAMI, JAN. 17, 1993
- 28 BY MARK KELSO VS HOUSTON, JAN. 1, 1989
- 27t BY DARRYL TALLEY VS LA RAIDERS, JAN. 20, 1991

## PUNTING

### MOST PUNTS

- 8 BY CHRIS MOHR VS DENVER, JAN. 12, 1992
- BY PAUL MAGUIRE VS KANSAS CITY, JAN. 1, 1967
- BY DARYLE LAMONICA VS BOSTON, DEC. 28, 1963
- 6 BY CHRIS MOHR VS WASHINGTON, JAN. 26, 1992
- BY JOHN KIDD AT CINCINNATI, JAN. 8, 1989
- BY GREG CATER AT SAN DIEGO, JAN. 3, 1963
- BY RICK TUTEN VS NY GIANTS, JAN. 27, 1991

### BEST PUNTING AVERAGE

- 46.8 (5 PUNTS) BY PAUL MAGUIRE VS SAN DIEGO, DEC. 26, 1964
- 46.3 (4 PUNTS) BY PAUL MAGUIRE AT SAN DIEGO, DEC. 26, 1965
- 45.3 (3 PUNTS) BY CHRIS MOHR VS. DALLAS, JAN. 31, 1993
- 45.1 (6 PUNTS) BY JOHN KIDD AT CINCINNATI, JAN. 8, 1989
- 44.5 (6 PUNTS) BY GREG CATER AT SAN DIEGO, JAN. 3, 1981

### LONGEST PUNT

- 64 YARDS BY PAUL MAGUIRE VS SAN DIEGO, DEC. 26, 1964
- 59 YARDS (TWICE) BY PAUL MAGUIRE AT SAN DIEGO, DEC. 26, 1965
- 57 YARDS BY PAUL MAGUIRE VS KANSAS CITY, JAN. 1, 1967
- 56 YARDS BY CHRIS MOHR AT PITTSBURG, JAN. 6, 1996
- 55 YARDS BY GREG CATER AT SAN DIEGO, JAN. 3, 1981
- 53 YARDS BY PAUL MAGUIRE VS KANSAS CITY, JAN. 1, 1967
- YARDS BY CHRIS MOHR VS WASHINGTON, JAN. 26, 1992
- YARDS BY CHRIS MOHR VS JACKSONVILLE, DEC. 28, 1996

## PUNT RETURNS

### MOST PUNT RETURNS

- 5 (70 YARDS) BY RUSSELL COPELAND VS KANSAS CITY, JAN 23, 1994
- (32 YARDS) BY JEFF BURRIS VS JACKSONVILLE, DEC 28, 1996
- 4 (32 YARDS) BY CLIFFORD HICKS VS KANSAS CITY, JAN. 5, 1992
- (56 YARDS) BY ERROLL TUCKER VS HOUSTON, JAN. 1, 1989
- 3 (9 YARDS) BY CLIFFORD HICKS VS WASHINGTON, JAN. 26, 1992
- (0 YARDS) BY BUTCH BYRD VS KANSAS CITY, JAN. 1, 1967
- (87 YARDS) BY BUTCH BYRD AT SAN DIEGO, DEC. 26, 1965
- (8 YARDS) BY RAY ABRUZZESE VS BOSTON, DEC. 28, 1963
- (7 YARDS) BY RUSSELL COPELAND VS. LA RAIDERS JAN. 15, 1994
- (4 YARDS) BY STEVE TASKER AT PITTSBURG, JAN. 6, 1996

### LONGEST PUNT RETURN

- 74t BY BUTCH BYRD AT SAN DIEGO, DEC. 26, 1965
- 26 BY RUSSELL COPELAND VS KANSAS CITY, JAN 23, 1994
- 19 BY CLIFFORD HICKS VS KANSAS CITY, JAN. 5, 1992
- 18 BY ERROLL TUCKER VS HOUSTON, JAN. 1, 1989
- BY NATE ODOMES VS LA RAIDERS, JAN. 20, 1991
- 17 BY AL EDWARDS VS MIAMI, JAN. 12, 1991

## KICKOFF RETURNS

### MOST KICKOFF RETURNS

- 7 (110 YARDS) BY DERICK HOLMES AT PITTSBURG, JAN. 6, 1996
- 6 (118 YARDS) BY WALLACE FRANCIS AT PITTSBURGH, DEC. 22, 1974
- 5 (84 YARDS) BY ROLAND SOLOMON AT SAN DIEGO, JAN. 3, 1981
- (91 YARDS) BY CHARLEY WARNER VS KANSAS CITY, JAN. 1, 1967
- (136 YARDS) BY ELBERT DUBENION VS BOSTON, DEC. 28, 1963
- (142 YARDS) BY ERIC MOULDS VS JACKSONVILLE, DEC. 28, 1996

### MOST KICKOFF RETURN YARDS

- 142 (5 RETURNS) BY ERIC MOULDS VS JACKSONVILLE, DEC. 28, 1996
- 136 (5 RETURNS) BY ELBERT DUBENION VS BOSTON, DEC. 28, 1963
- 118 (6 RETURNS) BY WALLACE FRANCIS AT PITTSBURGH, DEC. 22, 1974
- 110 (7 RETURNS) BY DERICK HOLMES AT PITTSBURG, JAN. 6, 1996
- 91 (5 RETURNS) BY CHARLEY WARNER VS KANSAS CITY, JAN. 1, 1967
- 84 (5 RETURNS) BY ROLAND SOLOMON AT SAN DIEGO, JAN. 3, 1981
- 77 (4 RETURNS) BY AL EDWARDS VS WASHINGTON, JAN. 26, 1992

### LONGEST KICKOFF RETURN

- 67 YARDS BY STEVE TASKER VS LA RAIDERS, JAN 15, 1994
- 62 YARDS BY ELBERT DUBENION VS BOSTON, DEC. 28, 1963
- 57 YARDS BY ERIC MOULDS VS JACKSONVILLE, DEC. 28, 1996
- 36 YARDS BY BRAD LAMB AT MIAMI, JAN. 17, 1993
- 34 YARDS BY DON BEEBE VS DALLAS, JAN 30, 1994

## OPPONENTS' RECORDS VS. BILLS

(Regular Season Single-Game Records)

### MOST POINTS

- 24 Gino Cappelletti, Boston, 11/15/64
- 24 Calvin Hill, Dallas, 9/19/71
- 24 Lydell Mitchell, at Balt., 10/12/75
- 24 Chuck Foreman, Minn., 12/20/75
- 24 Clarence Williams, at S.D., 9/16/79

### MOST TOUCHDOWNS

- 4 Calvin Hill, Dallas, 9/19/71
- 4 Lydell Mitchell, at Balt., 10/12/75
- 4 Chuck Foreman, Minn., 12/20/75
- 4 Clarence Williams, at S.D., 9/16/79

### MOST FIELD GOALS

- 6 Jim Turner, at NY Jets, 11/3/68
- 5 on seven occasions (last: Jason Elam, at Den., 9/3/95)

### LONGEST FIELD GOAL

- 54 Garo Yepremian, at Mia., 10/22/72
- 54 Skip Butler, Houston, 9/19/76
- 54 Paul McFadden, at Atlanta, 11/4/89

### SAFETY

Done 19 times (last: Team at New England, Jim Kelly intentional grounding in end zone, 10/27/96)

### MOST RUSHING ATTEMPTS

- 39 Walter Payton, Chicago, 10/7/79
- 36 Eric Dickerson, at Indi., 12/18/88
- 36 Curtis Martin, at N.E., 10/23/95

### MOST RUSHING YARDS

- 192 Freeman McNeil, at Jets, 9/15/85
- 185 Jim Nance, Boston, 9/24/67
- 177 O.J. Anderson, at St. Louis, 11/15/81
- 177 Bobby Humphrey, Den., 9/30/90

### MOST TOUCHDOWNS RUSHING

- 4 Clarence Williams, at S.D., 9/16/79
- 4 Calvin Hill, Dallas, 9/19/71
- 3 done five times (last: Ickey Woods, at Cinci., 11/27/88)

### LONGEST RUSH

- 85t Larry Garron, at Boston, 10/22/61
- 83t Tony Teresa, at Oakland, 11/13/60

### MOST PASS ATTEMPTS

- 68 George Blanda, Houston, 11/1/64
- 56 Frank Tripucka, Denver, 9/15/62
- 55 Mark Rypien, at St. L., 12/10/95

### MOST PASS COMPLETIONS

- 39 Dan Marino, Miami, 11/16/86
- 37 George Blanda, Houston, 11/1/64
- 32 Drew Bledsoe, at New England, 10/27/96

### HIGHEST COMPLETION PCT.

(20 or more attempts)

- 81.82 (18 of 22) Jim Habaugh, vs. Ind., 10/16/94
- 80.00 (20 of 25) Dave Kreig, at Det., 11/24/94
- 78.79 (26 of 33) Joe Theismann, at Wash., 11/25/84

### MOST PASSING YARDS

- 464 George Blanda, Houston, 10/29/61
- 449 Steve Young, at San Fran., 9/13/92
- 447 Ken Anderson, at Cin., 11/17/75
- 447 Frank Tripucka, Denver, 9/15/62

### LONGEST PASS

- 96t Ken O'Brien to Wesley Walker Jets, 12/8/85
- 96t Frank Tripucka to Al Frazier, Denver, 9/15/62
- 95t Randall Cunningham to Fred Barnett, Phil., 12/2/90
- 85t Tom Flores to Charles Fuller, at Oakland, 11/5/61

### MOST TOUCHDOWN PASSES

- 6 Daryle Lamonica, at Oak., 10/19/69
- 5 Gary Hogeboom, Indi., 10/4/87
- Babe Parilli, Boston, 11/15/64
- Frank Tripucka, at Den., 10/28/62

### MOST INTERCEPTIONS THROWN

- 6 George Blanda, Houston, 9/9/62
- 5 on nine occasions (last: Pete Liske, Denver, 9/28/69)

### MOST PASS RECEPTIONS

- 12 Clark Gaines, NY Jets, 9/14/80
- 12 Charley Hennigan, Hou., 11/1/64
- 11 Art Monk, at Wash., 11/25/84
- 11 Tim Smith, Houston, 9/25/83
- 11 Chris Burford, Kansas City, 9/22/63
- 11 Herschel Walker, at Phil., 12/12/93

### MOST YARDS RECEIVING

- 232 Charley Hennigan, Hou., 10/29/61
- 202 Mark Duper, at Miami, 10/9/83
- 199 Lionel Taylor, at Denver, 11/27/60

### MOST TD PASSES CAUGHT

- 3 on seven occasions (last: Ben Coates, N.E., 11/26/95)

### MOST INTERCEPTIONS

- 4 Austin (Goose) Gonsoulin, Denver, 9/18/60
- 3 on 10 occasions (last: Louis Oliver, Miami, 10/4/92)

### LONGEST INTERCEPTION RETURNS

- 103t Louis Oliver, Miami, 10/4/92
- 86 Dick Anderson, at Miami, 12/20/70
- 80t Keith Taylor, at Ind., 10/8/89

### LONGEST PUNT

- 93 Shawn McCarthy, N.E., 11/3/91
- 77 Steve Cox, Washington, 11/1/87
- 77 Reggie Roby, Miami, 11/29/87
- 72 Rich Camarillo, N.E., 11/22/81

### MOST PUNT RETURNS

- 10 Theo Bell, at Pitt., 12/16/79
- 9 Butch Johnson, at Dallas, 11/15/76
- 7 Mike Fuller, S.D., 11/21/76
- 7 Kevin Miller, at Minn., 12/9/79

### LONGEST PUNT RETURNS

- 89t Mike Haynes, at N.E., 11/7/76
- 86t George Atkinson, Oakland, 9/15/68
- 86t Tony Nathan, at Miami, 10/14/79

### MOST KICKOFF RETURNS

- 6 on 10 occasions (last: Deion Sanders, Atl., 11/22/92)

### LONGEST KICKOFF RETURNS

- 101t Cotton Speyrer, at Balt., 11/25/73
- 95t Larry Garron, Boston, 11/3/62
- 93t Lamar Parrish, Cincinnati, 11/8/70

## BILLS CAREER LEADERS

### TOP 10 SCORERS

NAME	YEARS	TD	TDR	TDP	FG	PAT	TP
Scott Norwood, K	1985-91	0	0	0	133-184	271-278	670
STEVE CHRISTIE, K	1992-96	0	0	0	126-159	183-187	561
T. THOMAS, RB	1988-96	82	62	20	0-0	0-0	492
ANDRE REED, WR	1985-96	76	1	75	0-0	0-0	456
O.J. Simpson, RB	1969-77	70#	57	12	0-0	0-0	420
John Leypoldt, K	1971-76	0	0	0	74-121	147-158	369
Cookie Gilchrist, RB/K	1962-64	35	31	4	8-20	14-17	248
Nick Mike-Mayer, K	1979-81	0	0	0	48-80	95-99	239
Elbert Dubenion, WR	1960-68	39#	3	35	0-0	0-0	234
Pete Gogolak, K	1964-65	0	0	0	47-75	76-77	217

#Includes Return for TD.

### TOP 10 RUSHERS

NAME	YEARS	ATT.	YDS.	AVG.	LG	TD
THURMAN THOMAS	1988-96	2,566	10,762	4.2	80t	62
O.J. Simpson	1969-77	2,123	10,183	4.8	94t	57
Joe Cribbs	1980-83,'85	1,082	4,445	4.1	62t	21
Wray Carlton	1960-67	819	3,368	4.1	80t	29
Cookie Gilchrist	1962-64	676	3,056	4.5	67	31
Jim Braxton	1971-78	721	2,842	3.9	36	23
Kenneth Davis	1989-94	561	2,460	4.4	78t	23
Greg Bell	1984-87	589	2,420	4.1	85t	19
Curtis Brown	1977-82	564	2,171	3.9	58t	8
Roland Hooks	1976-82	399	1,682	4.2	66	12

### TOP 10 RECEIVERS

NAME	YEARS	NO.	YDS.	AVG.	LG	TD
ANDRE REED	1985-96	766	10,884	14.2	83t	75
THURMAN THOMAS	1988-96	397	3,876	9.8	74t	20
Pete Metzelaars	1985-94	302	2,921	9.7	53t	25
Elbert Dubenion	1960-68	296	5,309	17.9	89t	35
Bob Chandler	1971-79	295	3,999	13.6	58t	34
Jerry Butler	1979-83,'85-86	278	4,301	15.5	75t	29
Frank Lewis	1978-83	269	4,638	17.2	92t	24
Joe Cribbs	1980-83,'85	180	1,783	9.9	65t	15
O.J. Simpson	1969-77	175	1,924	11.0	64t	12
Don Beebe	1989-94	164	2,537	15.5	72t	18
*Pete Metzelaars career	1982-94	329	3,325	9.8	53t	26

### TOP 10 PASSERS

NAME	YEARS	ATT.	COMP.	YDS.	PCT.	TD	INT
Jim Kelly	1986-96	4,779	2,874	35,467	60.1	237	175
Joe Ferguson	1973-84	4,166	2,188	27,590	52.5	181	190
Jack Kemp	1962-69	2,240	1,040	15,138	46.4	77	132
Dennis Shaw	1970-73	916	485	6,286	52.9	35	67
Frank Reich	1985-94	377	222	2,540	58.9	18	12
Daryle Lamonica	1963-66	353	150	2,499	42.5	16	23
John Green	1960-61	354	145	2,170	41.0	16	15
Warren Rabb	1961-62	251	101	1,782	40.2	15	16
Vince Ferragamo	1985	287	149	1,677	51.9	5	17
Gary Marangi	1974-76	283	104	1,373	36.7	12	21

### TOP 10 INTERCEPTORS

NAME	YEARS	NO.	YDS.	AVG.	LG	TD
Butch Byrd	1964-70	40	666	16.7	75	5
Tony Greene	1971-79	37	628	17.0	101	2
Mark Kelso	1986-93	30	327	10.9	78t	1
Charles Romes	1977-86	28	493	17.6	85t	1
Nate Odomes	1987-93	26	224	8.6	48	1
Mario Clark	1976-83	25	438	17.5	53	0
Booker Edgersen	1962-69	23	421	18.3	91	2
Steve Freeman	1975-86	23	329	14.3	50	3
George Saines	1963-69	22	238	10.8	32	0
Tom Janik	1965-68	21	495	23.6	100t	5

### TOP 10 PUNTERS

NAME	YEARS	NO.	YDS.	AVG.	TB	IN20	LG
Paul Maguire	1964-70	552	23,249	42.1	36	130	78
Marve Bateman	1974-77	262	10,937	41.7	41	55	78
Bill Atkins	1960-63	174	7,251	41.5	11	29	70
CHRIS MOHR	1991-96	442	18,073	40.9	38	105	80
John Kidd	1984-89	446	18,055	40.5	39	111	67
Daryle Lamonica	1963-66	52	2,086	40.1	4	16	57
Rick Tuten	1990	53	2,107	39.8	4	12	55
Spike Jones	1971-74	253	10,035	39.7	15	48	67
Greg Cater	1980-83	277	10,864	39.2	36	65	71
Wayne Crow	1962-63	86	3,370	39.2	5	24	59

## TOP 10 KICKOFF RETURNERS

NAME	YEARS	NO.	YDS.	AVG.	LG	TD
Keith Moody	1976-79	101	2,168	21.5	45	0
Charley Warner	1964-66	70	1,792	25.6	102t	3
Wallace Francis	1973-74	60	1,634	27.2	101t	2
Van Williams	1983-85	62	1,334	21.5	65	0
Robb Riddick	1981, '83-84, '86-88	63	1,276	20.3	49	0
Ed Rutkowski	1963-68	53	1,270	24.0	65	0
<b>ERIC MOULDS</b>	1996	52	1,205	23.2	97t	1
Alvin Wyatt	1970-73	47	1,194	25.4	43	0
Al Edwards	1990-92	54	1,153	21.3	91t	1
Max Anderson	1968-70	43	1,057	24.6	100t	1

## TOP 10 PUNT RETURNERS

NAME	YEARS	NO.	FC	YDS.	AVG.	LG	TD
Keith Moody	1976-79	88	29	920	10.5	91t	3
Butch Byrd	1964-70	85	8	581	6.8	72t	1
<b>JEFF BURRIS</b>	1994-96	79	14	847	10.7	57	0
Donnie Walker	1973-74	68	6	594	8.7	52	0
Ed Rutkowski	1963-68	68	7	514	7.6	73t	1
Hagood Clarke	1964-68	65	2	583	9.0	82t	2
Don Wilson	1984-85	49	13	458	9.3	65t	1
Robb Riddick	1981-88	46	5	289	6.3	24	0
Roland Hooks	1976-82	43	7	302	7.0	25	0
<b>R. COPELAND</b>	1992-96	48	17	412	8.6	47t	1

Bold indicates player on 1997 preseason roster.

## BILLS CAREER PLAYOFF LEADERS

### RUSHERS

NAME	ATT.	YDS.	AVG.	LG	TD
<b>THURMAN THOMAS</b>	327	1,399	4.3	40	15
KENNETH DAVIS	128	549	4.3	41	7
JOE CRIBBS	48	226	4.7	45t	3
WRAY CARLTON	43	164	3.8	13	1
JIM KELLY	44	161	3.7	16	0

### PASSERS

NAME	ATT.	COMP.	PCT.	YDS.	LG	TD	INT
JIM KELLY	545	322	.591	3,863	72t	21	28
JOE FERGUSON	120	58	.483	814	54	6	9
JACK KEMP	87	40	.460	729	69	2	4
FRANK REICH	89	56	.629	654	40t	7	3

### RECEIVERS

NAME	REC.	YDS.	AVG.	LG	TD
ANDRE REED	80	1,169	14.6	72t	9
THURMAN THOMAS	75	669	8.9	27	5
JAMES LOFTON	33	598	18.1	61	6
DON BEEBE	33	435	13.2	43	3

### INTERCEPTORS

NAME	NO.	YDS.	AVG.	LG	TD
NATE ODOMES	5	62	12.4	41	0
MARK KELSO	4	53	13.3	28	0
KIRBY JACKSON	3	12	4.0	6	0
BILL SIMPSON	3	12	4.0	9	0

### PUNTERS

NAME	NO.	YDS.	AVG.	TB	IN 20	LG
CHRIS MOHR	54	2041	37.8	2	14	56
GREG CATER	13	568	43.7	2	0	55
PAUL MAGUIRE	17	733	43.1	1	6	64
JOHN KIDD	13	552	42.5	0	2	50

### KICKOFF RETURNERS

NAME	NO.	YDS.	AVG.	LG	TD
AL EDWARDS	11	243	22.1	33	0
RUSSELL COPELAND	11	211	19.2	26	0
ERIC MOULDS	5	142	28.4	57	0
BRAD LAMB	5	131	26.2	36	0
ROBB RIDDICK	8	131	16.4	22	0

### PUNT RETURNERS

NAME	NO.	FC	YDS.	AVG.	LG	TD
RUSSELL COPELAND	9	1	82	9.1	26	0
CLIFFORD HICKS	9	6	57	6.3	19	0
BUTCH BYRD	6	0	87	14.5	74T	1
ERROLL TUCKER	5	1	58	11.6	18	0
JEFF BURRIS	5	0	32	6.4	16	0

Bold indicates player on 1997 preseason roster.

# BUFFALO BILLS

## BILLS OFFENSE YEAR-BY-YEAR

Year	Total Plays	First Downs	Rush Yards	Pass Yards	Net Yards	Total Points
1960	909	211	1,211	2,689	3,900	296
1961	877	243	1,606	2,344	3,950	294
1962	852	238	2,480	1,984	4,464	309
1963	912	272	1,838	3,080	4,918	304
1964	924	255	2,040	3,166	5,206	400
1965	882	206	1,288	2,461	3,749	313
1966	944	255	1,892	2,856	4,748	358
1967	805	203	1,271	2,317	3,588	237
1968	822	159	1,527	1,343	2,870	199
1969	868	224	1,522	2,345	3,867	230
1970	822	203	1,465	2,430	3,895	204
1971	770	185	1,337-24th	1,989-18th	3,326-25th	184
1972	877	221	2,132-6th	1,601-24th	3,733-18th	257
1973	849	219	**3,088-1st	997-26th	4,085-10th	259
1974	829	220	2,094-9th	1,492-25th	3,586-23rd	264
1975	964	318	2,974-1st	2,493-8th	5,467-1st	420
1976	964	250	2,566-3rd	1,838-18th	4,404-12th	245
1977	944	246	1,861-18th	2,530-1st	4,391-8th	160
1978	974	274	2,381-10th	2,249-20th	4,630-20th	302
1979	983	252	1,632-28th	3,216-9th	4,848-21st	268
1980	1,084	317	2,222-8th	2,750-23rd	4,972-18th	320
1981	1,043	315	2,125-13th	3,515-9th	5,640-8th	311
1982	604	180	1,371-1st	1,556-20th	2,927-11th	150
1983	1,023	309	1,736-24th	3,087-18th	4,823-25th	283
1984	1,046	263	1,643-26th	2,698-25th	4,341-27th	250
1985	971	256	1,611-24th	2,984-21st	4,595-25th	200
1986	963	291	1,654-21st	3,363-15th	5,017-19th	287
1987	1,018	294	1,840-17th	2,901-18th	4,741-16th	270
1988	1,012	313	2,133-7th	3,182-15th	5,315-12th	329
1989	1,045	334	2,264-3rd	3,589-8th	5,853-5th	409
1990	931	302	2,080-7th	3,196-10th	5,276-6th	428
1991	1,056	**359	2,381-1st	**3,871-4th	**6,252-1st	**458
1992	**1,087	350	2,436-1st	3,457-6th	5,893-2nd	381
1993	1,078	316	1,943-8th	3,317-11th	5,260-6th	329
1994	1,066	319	1,831-8th	3,413-10th	5,244-10th	340
1995	1,059	300	1,993-6th	3,348-21th	5,117-20th	350
1996	1,094	294	1,901-7th	3,218-10th	5,119-10th	319
<b>Totals</b>	<b>34,951</b>	<b>9,766</b>	<b>71,369</b>	<b>98,865</b>	<b>170,010</b>	<b>10,917</b>

## BILLS DEFENSE YEAR-BY-YEAR

Year	Total Plays	First Downs	Rush Yards	Pass Yards	Net Yards	Total Points
1960	903	225	1,393	2,461	3,854	303
1961	779	200	1,377	2,887	4,264	342
1962	813	229	1,687	2,742	4,429	272
1963	**789	224	1,217	2,484	3,701	291
1964	867	206	**913	2,965	3,878	242
1965	890	226	1,114	3,170	4,284	**226
1966	808	**192	1,051	3,058	4,109	255
1967	814	201	1,622	1,825	**3,447	285
1968	887	210	2,021	2,204	4,225	367
1969	852	236	1,858	2,476	4,334	359
1970	853	213	1,718	2,088	3,806	337
1971	895	250	2,496-26th	2,108-11th	4,604-25th	394
1972	862	249	2,232-22nd	1,951-7th	4,183-17th	377
1973	855	231	1,797-7th	2,118-17th	3,915-14th	230
1974	833	219	1,854-14th	**1,620-3rd	3,474-5th	244
1975	940	300	1,993-14th	3,080-26th	5,073-24th	355
1976	898	262	2,465-23rd	2,265-20th	4,730-23rd	363
1977	922	260	2,405-25th	2,048-16th	4,453-23rd	313
1978	1,016	305	3,228-28th	1,960-1st	5,188-24th	354
1979	1,022	273	2,481-24th	2,530-6th	5,011-14th	279
1980	952	251	1,819-9th	2,282-2nd	4,101-1st	260
1981	1,037	289	2,075-17th	2,870-4th	4,945-7th	276
1982	536	151	1,034-16th	1,300-2nd	2,334-2nd	154
1983	1,078	332	2,503-24th	3,306-18th	5,809-24th	351
1984	1,052	345	2,106-19th	3,476-19th	5,582-23rd	454
1985	1,071	320	2,462-26th	3,078-11th	5,540-17th	381
1986	1,071	334	1,721-9th	3,802-27th	5,523-24th	348
1987	1,022	297	2,052-22nd	2,854-9th	4,906-12th	305
1988	971	299	1,854-12th	2,724-4th	4,578-4th	237
1989	1,030	299	1,840-14th	3,206-10th	5,046-11th	317
1990	981	288	1,808-15th	2,799-7th	4,607-8th	288
1991	1,086	335	2,044-24th	3,414-21st	5,458-27th	318
1992	991	278	1,395-2nd-t	3,209-20th	4,604-12th	283
1993	1,119	331	1,921-21st	3,633-24th	5,554-7th	242
1994	1,007	294	1,515-8th	3,660-23rd	5,175-17th	356
1995	1,084	287	1,626-11th	3,864-16th	5,128-13th	335
1996	1,105	283	1,669-8th	3,068-3rd	4,737-5th	266
<b>Totals</b>	<b>34,691</b>	<b>9,724</b>	<b>68,366</b>	<b>100,585</b>	<b>168,589</b>	<b>11,359</b>

\*\*Team Record (non-strike years)

## BILLS YEAR-BY-YEAR LEADER

<b>RUSHING</b>		<b>No.</b>	<b>Yds.</b>	<b>AVG</b>	<b>LONG</b>	<b>TDS</b>
1960	Wray Carlton	137	533	3.9	54t	7
1961	Art Baker	152	498	3.3	35	3
1962	Cookie Gilchrist	214	1096	5.1	44	13
1963	Cookie Gilchrist	232	979	4.4	32	12
1964	Cookie Gilchrist	230	981	4.3	67	6
1965	Wray Carlton	156	592	3.8	80t	6
1966	Bobby Burnett	187	766	4.1	32	4
1967	Keith Lincoln	159	601	3.8	28	4
1968	Max Anderson	147	525	3.6	45	2
1969	O.J. Simpson	181	697	3.9	32t	2
1970	O.J. Simpson	120	488	4.1	56t	5
1971	O.J. Simpson	183	742	4.1	46t	5
1972	O.J. Simpson	292	1251	4.3	94t	6
1973	O.J. Simpson	332	2003	6.0	80t	12
1974	O.J. Simpson	329	1817	5.5	88t	16
1976	O.J. Simpson	290	1503	5.2	75t	8
1977	O.J. Simpson	126	557	4.4	39	0
1978	Terry Miller	238	1060	4.5	60t	7
1979	Curtis Brown	172	574	3.3	25	1
1980	Joe Cribbs	306	1185	3.9	48	11
1981	Joe Cribbs	257	1097	4.3	35	3
1982	Joe Cribbs	134	633	4.7	62t	3
1983	Joe Cribbs	263	1131	4.3	45	3
1984	Greg Bell	262	1100	4.2	85t	7
1985	Greg Bell	223	883	4.0	77t	8
1986	Robb Riddick	150	632	4.2	41t	4
1987	Ronnie Harmon	116	485	4.2	21	2
1988	Thurman Thomas	207	881	4.3	37t	2
1989	Thurman Thomas	298	1244	4.2	38	6
1990	Thurman Thomas	271	1297	4.8	80t	11
1991	Thurman Thomas	288	1407	4.9	33	7
1992	Thurman Thomas	312	1487	4.8	44	9
1993	Thurman Thomas	355	1315	3.7	27	6
1994	Thurman Thomas	287	1093	3.8	29	7
1995	Thurman Thomas	267	1005	3.8	49	6
1996	Thurman Thomas	281	1033	3.7	36	8

<b>PASSING</b>		<b>ATT</b>	<b>COMP.</b>	<b>Yds.</b>	<b>INT.</b>	<b>LONG</b>	<b>TDS</b>	<b>PCT.</b>
1960	John Green	228	89	1267	10	70t	10	.390
1961	M.C. Reynolds	181	83	1004	13	52	2	.459
1962	Warren Rabb	177	67	1196	14	76t	10	.378
1963	Jack Kemp	384	194	2914	20	89t	13	.505
1964	Jack Kemp	269	119	2285	26	94t	13	.442
1965	Jack Kemp	391	179	2368	18	78t	10	.458
1966	Jack Kemp	389	166	2451	16	55	11	.427
1967	Jack Kemp	369	161	2503	26	63t	14	.436
1968	Dan Darragh	215	92	917	14	41	3	.428
1969	Jack Kemp	344	170	1981	22	55t	13	.494
1970	Dennis Shaw	321	178	2507	20	48	10	.555
1971	Dennis Shaw	291	149	1813	26	75t	11	.512
1972	Dennis Shaw	258	136	1666	17	58t	14	.527
1973	Joe Ferguson	164	73	939	10	42	4	.445
1974	Joe Ferguson	232	119	1588	12	55t	12	.513
1975	Joe Ferguson	321	169	2426	17	77t	25	.526
1976	Joe Ferguson	151	74	1086	1	58t	9	.490
1977	Joe Ferguson	457	221	2803	24	42	12	.484
1978	Joe Ferguson	330	175	2136	15	92t	16	.530
1979	Joe Ferguson	458	238	3572	15	84t	14	.520
1980	Joe Ferguson	439	251	2805	18	69	20	.572
1981	Joe Ferguson	498	252	3652	20	67t	24	.506
1982	Joe Ferguson	264	144	1597	16	47	7	.546
1983	Joe Ferguson	508	281	2995	25	43t	26	.553
1984	Joe Ferguson	344	191	1991	17	68t	12	.555
1985	Vince Ferragamo	287	149	1677	17	48	5	.519
1986	Jim Kelly	480	285	3593	17	84t	22	.594
1987	Jim Kelly	419	250	2798	11	47	19	.597
1988	Jim Kelly	452	269	3380	17	66t	15	.595
1989	Jim Kelly	391	228	3130	18	78t	25	.583
1990	Jim Kelly	346	219	2829	9	71	24	.633
1991	Jim Kelly	474	304	3844	17	77t	33	.641
1992	Jim Kelly	462	269	3457	19	65t	23	.582
1993	Jim Kelly	470	288	3382	18	65t	18	.613
1994	Jim Kelly	448	285	3114	17	83t	22	.636
1995	Jim Kelly	458	255	3130	13	77t	22	.557
1996	Jim Kelly	379	222	2810	19	67t	14	.586

# BUFFALO BILLS

<b>RECEIVING</b>		<b>No.</b>	<b>Yds.</b>	<b>AVG.</b>	<b>LONG</b>	<b>TDS</b>
1960	Tom Rychlec	45	590	13.1	36	0
1961	Glenn Bass	50	765	15.3	76t	3
1962	Ernie Warlick	35	482	13.8	25	2
1963	Bill Miller	69	860	12.5	36	3
1964	Glenn Bass	43	897	20.9	94t	7
1965	Bo Roberson	31	483	15.6	74t	3
1966	Elbert Dubenion	50	747	14.9	46	2
1967	Keith Lincoln	41	558	13.6	60t	5
1968	Haven Moses	42	633	15.1	55t	2
1969	Haven Moses	39	752	19.3	55t	5
1970	Marlin Briscoe	57	1036	18.2	48	8
1971	Marlin Briscoe	44	603	13.7	75t	5
1972	J.D. Hill	52	754	14.5	58t	5
1973	Bob Chandler	30	427	14.2	37t	3
1974	Ahmad Rashad	36	433	12.0	29	4
1975	Bob Chandler	55	746	13.6	35	6
1976	Bob Chandler	61	824	13.5	58t	10
1977	Bob Chandler	60	745	12.4	31	4
1978	Bob Chandler	44	581	13.2	44	5
1979	Frank Lewis	54	1082	20.0	55	2
1980	Jerry Butler	57	832	14.6	69	6
1981	Frank Lewis	70	1244	17.8	33	4
1982	Frank Lewis	28	443	15.8	39	2
1983	Joe Cribbs	57	524	9.2	33t	7
1984	Byron Franklin	69	862	12.5	64t	4
1985	Greg Bell	58	576	9.9	49	1
1986	Andre Reed	53	739	13.9	55t	7
1987	Andre Reed	57	752	13.2	40	5
1988	Andre Reed	71	968	13.6	65t	6
1989	Andre Reed	88	1312	14.9	78t	9
1990	Andre Reed	71	945	13.3	56t	8
1991	Andre Reed	81	1113	13.7	55	10
1992	Andre Reed	65	913	14.0	51	3
1993	Pete Metzelaars	68	609	9.0	51	4
1994	Andre Reed	90	1303	14.5	83t	8
1995	Bill Brooks	53	763	14.4	51t	11
1996	Andre Reed	66	1036	15.7	67t	6

<b>SCORING</b>		<b>TDS</b>	<b>PATS</b>	<b>FGS</b>	<b>POINTS</b>
1960	Wray Carlton, RB	11	0/0	0/0	66
1961	Elbert Dubenion, WR	8	0/0	0/0	48
1962	Cookie Gilchrist, RB	15	14/17	8/18	128
1963	Cookie Gilchrist, RB	14	0/0	0/0	84
1964	Pete Gogolak, K	0	45/46	19/28	102
1965	Pete Gogolak, K	0	31/31	28/46	115
1966	Booth Lusteg, K	0	41/42	19/38	98
1967	Mike Mercer, K	0	25/25	16/27	73
1968	Bruce Alford, K	0	15/15	14/24	57
1969	Bruce Alford, K	0	23/24	17/26	74
1970	Grant Guthrie, K	0	24/25	10/19	54
1971	John Leypoldt, K	0	12/12	9/13	39
1972	John Leypoldt, K	0	29/30	16/24	77
1973	John Leypoldt, K	0	27/27	21/30	90
1974	John Leypoldt, K	0	25/29	19/33	82
1975	O.J. Simpson, RB	23	0/0	0/0	138
1976	Bob Chandler, WR	10	0/1	0/0	60
1977	Carson Long, K	0	13/14	7/11	34
1978	Tom Dempsey, K	0	36/39	10/13	66
1979	Nick Mike-Mayer, K	0	17/18	20/29	77
1980	Nick Mike-Mayer, K	0	37/39	13/23	76
1981	Nick Mike-Mayer, K	0	37/37	14/24	79
1982	Efren Herrera, K	0	11/12	8/14	35
1983	Joe Danelo, K	0	33/35	10/20	63
1984	Greg Bell, RB	8	0/0	0/0	48
1985	Scott Norwood, K	0	23/23	13/17	62
1986	Scott Norwood, K	0	32/34	17/27	83
1987	Scott Norwood, K	0	31/31	10/15	61
1988	Scott Norwood, K	0	33/33	32/37	129
1989	Scott Norwood, K	0	46/47	23/30	115
1990	Scott Norwood, K	0	50/52	20/29	110
1991	Scott Norwood, K	0	56/58	18/29	110
1992	Steve Christie, K	0	43/44	24/30	115
1993	Steve Christie, K	0	36/37	23/32	105
1994	Steve Christie, K	0	38/38	24/28	110
1995	Steve Christie, K	0	33/35	31/40	126
1996	Steve Christie, K	0	33/33	24/29	105



# BUFFALO BILLS

<b>PUNTING</b>		<b>No.</b>	<b>Yds.</b>	<b>AVG.</b>	<b>LONG</b>	<b>BLK.</b>
1960	Billy Atkins	89	3468	39.0	58	0
1961	Billy Atkins	84	3783	45.0	70	1
1962	Wayne Crow	76	2946	38.8	59	1
1963	Daryle Lamonica	52	2086	40.1	57	1
1964	Paul Maguire	65	2777	42.7	64	0
1965	Paul Maguire	80	3437	43.0	68	0
1966	Paul Maguire	69	2841	41.2	61	0
1967	Paul Maguire	77	3320	43.1	64	0
1968	Paul Maguire	100	4175	41.8	61	1
1969	Paul Maguire	78	3471	44.5	78	1
1970	Paul Maguire	83	3228	38.9	58	1
1971	Spike Jones	72	2966	41.2	62	1
1972	Spike Jones	80	3104	38.8	67	1
1973	Spike Jones	66	2660	40.3	62	0
1974	Marv Bateman	34	1494	43.9	66	0
1975	Marv Bateman	61	2536	41.6	74	2
1976	Marv Bateman	86	3678	42.8	78	1
1977	Marv Bateman	81	3229	39.9	75	2
1978	Rusty Jackson	87	3373	38.8	70	2
1979	Rusty Jackson	96	3671	38.2	60	0
1980	Greg Cater	73	2828	38.7	61	1
1981	Greg Cater	80	3175	39.7	71	0
1982	Greg Cater	35	1328	37.9	61	0
1983	Greg Cater	89	3533	39.7	60	0
1984	John Kidd	88	3696	42.0	63	2
1985	John Kidd	92	3818	41.5	67	0
1986	John Kidd	75	3031	40.4	57	0
1987	John Kidd	64	2495	39.0	67	0
1988	John Kidd	62	2451	39.5	60	0
1989	John Kidd	65	2564	39.4	60	2
1990	Rick Tuten	53	2107	39.8	55	0
1991	Chris Mohr	54	2085	38.6	58	0
1992	Chris Mohr	60	2531	42.2	61	0
1993	Chris Mohr	74	2991	40.4	58	0
1994	Chris Mohr	67	2799	41.8	71	0
1995	Chris Mohr	86	3473	40.4	60	0
1996	Chris Mohr	101	4194	41.5	80	0

<b>PUNT RETURNS</b>		<b>No.</b>	<b>FC</b>	<b>Yds.</b>	<b>AVG.</b>	<b>LONG</b>	<b>TDS</b>
1960	Joe Kulbacki	12	13	100	8.3	33	0
1961	Glenn Bass	8	17	75	9.4	32	0
1962	Willie West	15	3	124	8.3	45	0
1963	Ray Abruzzese	17	8	152	8.9	32	0
1964	Hagood Clarke	33	3	317	9.6	53t	1
1965	George Byrd	21	4	201	9.6	30	0
1966	Ed Rutkowski	18	4	209	11.6	73t	1
1967	George Byrd	30	5	142	4.7	19	0
1968	Hagood Clarke	29	2	241	8.3	82t	1
1969	Max Anderson	19	4	142	7.5	30	0
1970	Tommy Pharr	23	4	184	8.0	54	0
1971	Ike Hill	14	2	133	9.5	68t	1
1972	Alvin Wyatt	11	5	85	7.7	27	0
1973	Donnie Walker	25	4	210	8.4	23	0
1974	Donnie Walker	43	2	384	8.9	52	0
1975	Gary Hayman	25	8	216	8.6	30	0
1976	Keith Moody	16	8	166	10.4	67t	1
1977	Keith Moody	15	6	196	13.1	91t	1
1978	Keith Moody	19	5	240	12.6	82t	1
1979	Keith Moody	38	10	318	8.4	32	0
1980	Joe Cribbs	29	7	154	5.3	16	0
1981	Roland Hooks	17	2	142	8.4	25	0
1982	Mike Mosley	11	6	61	5.5	16	0
1983	Robb Riddick	42	5	241	5.7	24	0
1984	Don Wilson	33	8	297	9.0	65t	1
1985	Don Wilson	16	5	161	10.1	30	0
1986	Ron Pitts	18	11	194	10.8	49t	1
1987	Ron Pitts	23	12	149	6.5	19	0
1988	Flip Johnson	16	3	72	4.5	16	0
1989	Mickey Sutton	26	9	231	8.9	26	0
1990	Al Edwards	14	5	92	6.6	16	0
1991	Clifford Hicks	12	7	203	16.9	59	0
1992	Clifford Hicks	29	6	289	10.0	42	0
1993	Russell Copeland	31	7	274	8.8	47t	1
1994	Jeff Burris	32	6	332	10.4	57	0
1995	Jeff Burris	20	1	229	11.5	40	0
1996	Jeff Burris	27	7	286	10.6	45	0

# BUFFALO BILLS

<b>KICKOFF RETURNS</b>		<b>No.</b>	<b>Yds.</b>	<b>AVG.</b>	<b>LONG</b>	<b>TDS</b>
1960	Joe Kulbacki	13	226	17.4	25	0
1961	Elbert Dubenion	16	329	20.6	33	0
1962	Willie Jones	14	287	20.5	27	0
1963	Ed Rutkowski	13	396	30.5	65	0
1964	Ed Rutkowski	21	498	23.7	57	0
1965	Charley Warner	32	825	25.8	102t	2
1966	Charley Warner	33	846	25.6	95t	1
1967	Charley Bivins	16	380	23.8	55	0
1968	Max Anderson	39	971	24.9	100t	1
1969	Bubba Thornton	30	749	25.0	58	0
1970	Glenn Alexander	12	204	17.0	30	0
1971	Alvin Wyatt	30	762	25.4	39	0
1972	Alvin Wyatt	17	432	25.4	43	0
1973	Wallace Francis	23	687	29.9	101t	2
1974	Wallace Francis	37	947	25.6	74	0
1975	Vic Washington	35	923	26.4	59	0
1976	Keith Moody	26	605	23.3	41	0
1977	Keith Moody	30	636	21.2	45	0
1978	Curtis Brown	17	428	25.2	102t	1
1979	Keith Moody	27	556	20.6	35	0
1980	Terry Miller	16	303	18.9	43	0
1981	Byron Franklin	21	436	20.8	33	0
1982	Mike Mosely	18	487	27.1	66	0
1983	Van Williams	22	494	22.5	60	0
1984	Van Williams	39	820	21.0	65	0
1985	Don Wilson	22	465	21.1	37	0
1986	Ronnie Harmon	18	321	17.8	32	0
1987	Steve Tasker	11	197	17.9	39	0
1988	Erroll Tucker	15	310	20.7	30	0
1989	Ronnie Harmon	18	409	22.7	49	0
1990	Don Smith	32	643	20.1	38	0
1991	Al Edwards	31	623	20.1	91t	1
1992	Ken Davis	14	251	17.9	35	0
1993	Russell Copeland	24	436	18.2	28	0
1994	Yonel Jourdain	27	601	22.3	42	0
1995	Darick Holmes	39	799	20.5	42	0
1996	Eric Moulds	52	1205	23.2	97t	1

<b>KICK SCORING</b>		<b>PATs</b>	<b>FGs</b>	<b>PCT.</b>	<b>LONG</b>	<b>POINTS</b>
1960	Billy Atkins	27/33	6/13	.462	45	45
1961	Billy Atkins	29/31	2/6	.333	39	35
1962	Cookie Gilchrist	14/17	8/20	.400	42	38
1963	Mark Yoho	32/37	10/23	.434	41	62
1964	Pete Gogolak	45/46	19/29	.655	47	102
1965	Pete Gogolak	31/31	28/46	.609	47	115
1966	Booth Lusteg	41/42	19/38	.500	47	98
1967	Mike Mercer	25/25	16/27	.592	51	73
1968	Bruce Alford	15/15	14/24	.583	51	57
1969	Bruce Alford	23/24	17/26	.653	44	74
1970	Grant Guthrie	24/25	10/19	.526	52	54
1971	John Leypoldt	12/12	9/13	.692	48	39
1972	John Leypoldt	29/30	16/24	.667	48	77
1973	John Leypoldt	27/27	21/30	.700	50	90
1974	John Leypoldt	25/29	19/33	.576	47	82
1975	John Leypoldt	51/57	9/16	.563	45	78
1976	George Jakowenko	21/24	12/17	.706	49	57
1977	Carson Long	13/14	7/11	.636	45	34
1978	Tom Dempsey	36/39	10/13	.769	46	66
1979	Nick Mike-Mayer	17/18	20/29	.689	42	77
1980	Nick Mike-Mayer	37/39	13/23	.565	49	76
1981	Nick Mike-Mayer	37/37	14/24	.583	46	79
1982	Efren Herrera	11/12	8/14	.571	49	35
1983	Joe Danelo	33/35	10/20	.500	48	63
1984	Joe Danelo	17/17	8/16	.500	52	41
1985	Scott Norwood	23/23	13/17	.765	49	62
1986	Scott Norwood	32/34	17/27	.630	48	83
1987	Scott Norwood	31/31	10/15	.667	45	61
1988	Scott Norwood	33/33	32/37	.865	49	129
1989	Scott Norwood	46/47	23/30	.767	48	115
1990	Scott Norwood	50/52	20/29	.690	48	110
1991	Scott Norwood	56/58	18/29	.621	52	110
1992	Steve Christie	43/44	24/30	.800	54	115
1993	Steve Christie	36/37	23/32	.718	59	105
1994	Steve Christie	38/38	24/28	.857	52	110
1995	Steve Christie	33/35	31/40	.775	60	126
1996	Steve Christie	33/33	24/29	.828	48	105

# BUFFALO BILLS

## INTERCEPTIONS

		No.	Yds.	Avg.	LONG	TDS
1960	Arch Matsos	8	142	17.8	33	1
1961	Bill Atkins	10	158	15.8	29	0
1962	Carl Charon	7	131	18.7	25	1
1963	Willie West	5	57	11.4	23	0
	John Tracey	5	22	4.4	15	0
1964	George Byrd	7	178	25.4	75t	1
1965	Hagood Clarke	7	60	8.6	40	0
1966	Tom Janik	8	136	17.0	37t	2
1967	Tom Janik	10	222	22.2	46	2
1968	George Byrd	6	76	12.7	53t	1
1969	George Byrd	7	95	13.6	32	1
1970	Pete Richardson	5	46	9.2	22	0
1971	Robert James	4	25	6.3	25	0
1972	Ken Lee	6	155	25.8	61t	1
1973	Dwight Harrison	5	117	23.4	38	1
1974	Tony Greene	9	157	17.4	38	0
1975	Dwight Harrison	8	99	12.4	40	0
1976	Tony Greene	5	135	27.0	101t	1
1977	Tony Greene	9	144	16.0	47	0
1978	Mario Clark	5	29	5.8	29	0
1979	Jeff Nixon	6	81	13.5	43	0
1980	Steve Freeman	7	107	15.3	47t	1
1981	Mario Clark	5	142	28.4	53	0
1982	Bill Simpson	4	45	11.3	24	0
1983	Steve Freeman	3	40	13.3	29	0
	Chris Williams	3	6	2.0	4	0
1984	Charles Romes	5	130	26.0	55	0
1985	Charles Romes	7	56	8.0	21	0
1986	Charles Romes	4	23	5.8	23	0
1987	Mark Kelso	6	25	4.2	12	0
1988	Mark Kelso	7	180	25.7	78t	1
1989	Mark Kelso	6	101	16.8	43	0
1990	Kirby Jackson	3	16	5.3	14	0
1991	Nate Odomes	5	120	24.0	48	1
	Darryl Talley	5	45	9.0	13	0
1992	Henry Jones	8	263	32.9	82t	2
1993	Nate Odomes	9	65	7.2	25	0
1994	Matt Darby	4	20	5.0	20	0
1995	Kurt Schulz	6	48	8.0	32t	1
1996	Kurt Schulz	4	24	6.0	19	0

## WARMEST GAMES

TEMPERATURE/ CONDITIONS	GAME	DATE	W-L	SCORE
*100/partly cloudy	@Dallas	8/14/82	W	14-10
91/cloudy	@ Denver	9/3/95	L	7-22
97/clear	@San Diego	9/16/79	L	19-27
97/clear	@Dallas	9/12/93	W	13-10
90/clear	Miami	9/4/83	L	0-12
90/partly cloudy	@Tampa Bay	9/22/91	W	17-10
89/clear	@Miami	10/12/86	L	14-27
*88/clear	@Dallas	7/29/95	L	15-21
*88/partly cloudy	@Kansas City	9/12/74	W	35-21
88/clear	@Miami	9/17/78	L	24-31
88/clear	@Miami	9/10/89	W	27-24
88/partly cloudy	@Miami	9/16/90	L	7-30

\*Preseason

## COLDEST GAMES

TEMPERATURE/ CONDITIONS	GAME	DATE	W-L	SCORE
*0/prtly sunny, -32wc	L.A. Raiders	1/15/94	W	29-23
9/windy,cldy,-28wc	N.Y. Jets	12/26/93	W	16-14
11/cloudy, -14 wc	L.A. Raiders	12/11/88	W	37-21
16/clear, -11 wc	@N.Y. Jets	12/23/89	W	37-0
21/snow	Minnesota	12/20/75	L	13-35
21/snow	@Kansas City	12/3/78	L	10-14
22/clear	@N.Y. Jets	12/11/77	W	14-10
22/snow	Pittsburgh	12/12/82	W	13-0
22/cloudy	@Pittsburgh	12/15/85	L	24-30
*23/overcast	@Pittsburgh	1/6/96	L	21-40

\*AFC Divisional Game

(wc=wind chill, not available for listed games above 20 degrees)

## BILLS ALL-TIME DRAFT

### 1960

#### First Choices

Birtho Arnold, T/G, Ohio State  
 Charles Bevins, HB, Morris Brown  
 Don Black, E, New Mexico  
 Bill Burrell, G, Illinois  
 Paul Choquette, FB, Brown  
 Mike Connelly, C, Utah State  
 Jim Conroy, FB, USC  
 Bob Coogan, T/G, Utah  
 Louis Cordileone, T, Clemson  
 Ted Dean, FB, Wichita State  
 Willie Evans, HB, Buffalo  
 Ross Fichtner, QB, Purdue  
 Jon Gilliam, C, East Texas State  
 Al Goldstein, E, North Carolina  
 James Houston, E, Ohio State  
 Ray Jauch, HB, Iowa  
 Robert Khayat, T, Mississippi  
 Ken Kirk, C, Mississippi  
 Jim Leo, E, Cincinnati  
 Richie Lucas, QB, Penn State  
 Charles McMurtry, T/G, Whittier  
 Bubba Meyer, E, Texas Christian  
 Ron Miller, E, Vanderbilt  
 Gale Oliver, T, Texas A & M  
 Harold Olson, T, Clemson  
 Ray Peterson, HB, West Virginia  
 Vince Promuto, G, Holy Cross  
 Rene Ramirez, HB, Texas  
 Len Rohde, T, Utah State  
 Joe Schaffer, T, Tennessee  
 Wayne Schneider, HB, Colorado State  
 Ivan Tomic, QB, Pittsburgh  
 Larry Wilson, HB, Utah

#### Second Selections

Dwight Bumgarner, E, Duke  
 Tom Day, T/G, North Carolina A & T  
 Babe Dreyfala, T/G, Texas  
 Joe Gomes, HB, South Carolina  
 Mike Graney, E, Notre Dame  
 Pete Hall, QB, Marquette  
 Jim Hanna, E, USC  
 \*Ernie Hanson, C, Arizona State  
 \*Darrell Harper, HB, Michigan  
 John Littlejohn, HB, Kansas State  
 Marvin Luster, E, UCLA  
 Dwight Nichols, HB, Iowa State  
 Merlin Priddy, HB, Texas Christian  
 Gary Ratkowski, HB, Citadel  
 Dale Rems, T/G, Purdue  
 Carl Robinson, T/G, South Carolina State  
 Bob Sliva, T/G, S.F. Austin  
 James Sorey, DT, Texas Southern  
 Jerry Thompson, T/G, Oklahoma  
 Royce Whittington, T/G, Southwestern

NOTE: *Richie Lucas was the first player ever drafted by the Buffalo Bills. Future Choice - drafted as underclassman.*

### 1961 (DRAFT POSITION-1)

1. Ken Rice, T, Auburn
2. Billy Shaw, T, Georgia Tech
- 3a. Art Baker, FB, Syracuse
- 3b. Tom Gilburg, T, Syracuse
4. Stew Barber, T, Penn State
5. Norm Snead, QB, Wake Forest
6. Fred Brown, HB, Georgia
7. Albert Bemiller, C, Syracuse
8. Charles Linning, T, Miami (FL)
9. William Majors, HB, Tennessee
10. Don Kern, HB, Virginia Military
11. Roy Wall, HB, North Carolina
12. Floyd Powers, G, Mississippi State
13. Tom Causey, E, Louisiana Tech
14. Ron Kostelnik, T, Cincinnati
15. Jerry Frye, E, South Carolina
16. Vincent Scott, E, Maryland
17. Wayne Wolff, T, Wake Forest
18. John Bodkin, G, South Carolina
19. Charles Barnes, E, Northeast Louisiana State
20. Everett Cloud, HB, Maryland
21. Larry Vargo, E, Detroit
22. Charles Baker, T, Tennessee
23. William Mack, HB, Notre Dame
24. Frank Jackunas, C, Detroit

25. Jack Harbaugh, HB, Bowling Green
26. Lorenzo Stanford, T, North Carolina A & T
27. Bob Allen, E, Wake Forest
28. Jason Harness, E, Michigan State
29. Mike Stock, HB, Northwestern
30. William Martin, HB, Minnesota

### 1962 (DRAFT POSITION-4)

1. Ernie Davis, HB, Syracuse
2. Glenn Glass, HB, Tennessee
3. John Elwell, E, Purdue
4. Choice to Dallas Texans
5. Tom Dellinger, HB, North Carolina State
6. Dave Viti, E, Boston University
7. Jim LeCompte, G, North Carolina
8. Paul White, HB, Florida
9. Bill Saul, C, Penn State
10. Amos Bullocks, HB, Southern Illinois
- 11a. Jerry Croft, G, Bowling Green
- 11b. Tom Pennington, E, Georgia
12. Choice to Oakland
- 13a. Ron Gassert, T, Virginia
- 13b. Mike Stratton, E, Tennessee
14. Ron Scufca, T, Purdue
15. Roger Kochman, HB, Penn State
16. Frank Imperiale, T, Southern Illinois
17. Tom Sestak, DT, McNeese State
18. Joe Kehoe, E, Virginia
19. Bill Johnson, LB, Southeast Louisiana
20. Sam Tidmore, E, Ohio State
21. Carey Henly, HB, Chattanooga
22. Tom Hall, E, Minnesota
23. Ray Abruzzese, DB, Alabama
24. Stan Sczurek, G, Purdue
25. Dave Gash, E, Kentucky
26. Ed Reynolds, T, Tulane
27. Claude Crabb, HB, Colorado
28. Roy Walker, FB, Purdue
29. Jim Beaver, G, Florida
30. Cody Binkley, C, Vanderbilt
31. Jim Collier, E, Arkansas
32. Ken Erickson, E, Syracuse
33. Tony Parilli, G, Illinois
34. Ben Charles, QB, USC

### 1963 (DRAFT POSITION-4)

1. Dave Behrman, C, Michigan State
- 2a. Jim Dunaway, T, Mississippi
- 2b. Tom Hutchinson, E, Kentucky
3. Tom Brown, HB, Maryland
4. Tom Woodeshick, HB, W. Virginia
5. Bob Jencks, E, Miami (OH)
- 6a. George Saines, FB/DB, Michigan State
- 6b. Jim Moss, LB, South Carolina
7. Jim Kanicki, T, Michigan State
8. Choice to Denver
9. Larry Stallings, LB, Georgia Tech
10. Ron Snidow, T, Oregon
- 11a. Lindy Infante, HB, Florida
- 11b. Choice to Houston
12. Choice to Boston
13. Choice to Boston
14. J.B. Simmons, E, Tulsa
15. Paul Underhill, FB, Missouri
16. Ed Hoerster, LB, Notre Dame
17. Jeff Slabaugh, T, Indiana
18. Herb Paterra, LB, Michigan State
19. Gene Sykes, E, Louisiana State
20. Harlow Fullwood, T, Virginia Union
21. Ed Adamchak, T, Pittsburgh
22. Charles Walker, T, Duke
23. Bob Middleton, E, Ohio State
24. Daryle Lamonica, QB, Notre Dame
25. Ron Carlson, E, Wisconsin
26. Willie Crenshaw, FB, Nebraska
27. Dick Quast, G, Memphis State
28. Leon Mavity, HB, Colorado
29. Charles Kellett, HB, Memphis State

### 1964 (DRAFT POSITION-5)

1. Carl Eller, T, Minnesota
2. Dick Evey, DE, Tennessee
3. George Rose, DB, Auburn
- 4a. George Byrd, DB, Boston University
- 4b. Paul Warfield, WR, Ohio State
- 5a. Tom Keating, DT, Michigan

1964 continued

- 5b. Mike Reilly, LB, Iowa
6. Choice to Kansas City
7. Roger Pillath, T, Wisconsin
8. Choice to Boston
9. Paul Martha, HB, Pittsburgh
- 10a. Howard Simpson, E, Auburn
- 10b. Earl Lattimer, TB, Michigan State
- 11a. Bobby Smith, HB, No. Texas State
- 11b. Cloyd Webb, E, Iowa
- 12a. Willie Ross, HB, Nebraska
- 12b. Pete Gogolak, K, Cornell
13. Joe O'Donnell, G, Michigan
14. Remi Prudhomme, T, Louisiana State
15. Bill Simpson, T, Baylor
16. John Hilton, E, Richmond
17. Larry Kramer, T, Nebraska
18. Hagood Clarke, DB, Florida
19. Don Montgomery, E, North Carolina State
20. Bob Dugan, T, Mississippi State
21. John Deibert, T, Penn State
22. John Briscoe, LB, Arizona
23. John Evans, T, Memphis State
24. Dick Schott, T, Louisville
25. Tom Urbanik, HB, Penn State
26. Allen Jacobs, HB, Utah

## 1965 (DRAFT POSITION-NA)

1. Jim Davidson, T, Ohio State
2. Choice to Kansas City
3. Alan Atkinson, T, Villanova
4. Choice to Kansas City
5. Dave Simmons, LB, Georgia Tech
6. Lance Rentzel, WR, Oklahoma
7. Marty Schottenheimer, LB, Pittsburgh
8. Ray Rissmiller, T, Georgia
9. Al Nelson, DB, Cincinnati
- 10a. Chuck Mercein, FB, Yale
- 10b. Floyd Hudlow, DB, Arizona
11. Doug Goodwin, FB, Maryland State
- 12a. Chuck Hurston, T, Auburn
- 12b. Pete Mills, HB, Wichita
13. Bob Timberlake, QB, Michigan
14. Lyn Hart, HB, Virginia State
15. John Meyer, LB, Notre Dame
16. Bruce Airheart, HB, North Dakota State
17. John Henderson, E, Michigan
- 18a. Ray Hinze, T, Texas A & M
- 18b. John Fouse, E, Arizona
19. Frank Marchlewski, LB, Minnesota
20. John Henry, DT, Boston University

## 1965 RED SHIRT DRAFT

1. Ken Ambrusko, HB, Maryland
2. Gary Lane, QB, Missouri
3. John Kuzniewski, FB, Purdue
4. Roger Davis, HB, Virginia
5. John Boyette, T, Clemson
6. John Strohmeier, DE, Nebraska
7. J.R. Wilburn, E, South Carolina
8. Charles King, DB, Purdue
9. Earl Hawkins, HB, Emory
10. Sonny Odom, HB, Duke
11. Ray Hohnson, G, Prairie View
12. George Wilson, QB, Xavier

## 1966 (DRAFT POSITION-NA)

1. Mike Dennis, HB, Mississippi
2. Jim Lindsey, HB, Arkansas
3. Randy Jackson, T, Florida
4. Bobby Burnett, HB, Arkansas
5. Bob Sherlag, DB, Memphis State
6. Bill Johnson, DB, Sewanee
7. Choice to Denver
8. Paul Guidry, LB, McNeese State
9. James Carter, DE, Tennessee State
10. Bobby Crockett, WR, Arkansas
11. Dale Stewart, HB, Pittsburgh
12. Wayne DeSutter, T, Western Illinois
13. Al McFarlane, HB/K, Louisville
14. Tony Golmont, DB, North Carolina State
15. Allen Smith, HB, Fort Valley State
16. Ed Russell, T, Illinois
17. Bill Earhart, DT, Bowling Green
18. Greg Lashutka, E, Ohio State
19. Mel Phillips, DB, North Carolina A & T
20. Ken McLean, E, Texas A & M

## 1966 RED SHIRT DRAFT

1. Jack Gregory, DE, Chattanooga
2. Johnny Robinson, E, Tennessee State
3. Tony King, E, Findlay
4. Dick Cunningham, LB, Arkansas
5. Richard Czup, T, Nebraska
6. Leroy Carter, HB, Grambling
7. Dick Weeks, HB, Texas Western
8. Monroe Phelps, HB, Missouri
9. Ed King, LB, USC
10. Bill Moorer, C, Georgia Tech
11. Benny Russell, QB, Louisville

## 1967 (DRAFT POSITION-22)

1. John Pitts, DB, Arizona State
- 2a. Jim LeMoine, TE, Utah State
- 2b. Choice to San Diego
- 3a. Tom Rhoads, DE, Notre Dame
- 3b. Choice to Oakland
4. Gary Bugenhagen, T, Syracuse
5. Choice to Miami
- 6a. Bill Wilkerson, DE, Texas Western
- 6b. Choice to Oakland
7. George Gaiser, T, Southern Methodist
8. Tommy Luke, DB, Mississippi
9. Gerald Seither, WR, Kent State
10. Tom Croft, DB, Louisiana Tech
11. Paul Tomich, T, Drake
- 12a. Ernie Ames, DT, Kent State
- 12b. Robert Bonner, DT, Southern
- 13a. Howard Finley, DB, Tennessee A & I
- 13b. George Carter, HB, St. Bonaventure
- 13c. Randy Wheeler, HB, Georgia
14. Vern Moore, HB, Central Oklahoma State
15. Grant Martinsen, DB, Utah State
16. Mike Irwin, DB, Penn State
17. Grover Smith, HB, Fort Valley State

## 1968 (DRAFT POSITION-8, 7)

1. Haven Moses, WR, San Diego State
2. Bob Tatarek, DT, Miami (FL)
3. Richard Trapp, E, Florida
- 4a. Edgar Chandler, LB, Georgia
- 4b. Choice to Kansas City
- 5a. Ben Gregory, RB, Nebraska
- 5b. Mike McBath, DE, Penn State
- 5c. Max Anderson, RB, Arizona State
6. Choice to Cincinnati
7. Pete Richardson, DB, Dayton
8. Robert Kalsu, T, Oklahoma
9. Gary McDermott, RB, Tulsa
10. Jerome Lawson, DB, Utah
11. Richard Plagge, RB, Auburn
12. Greg Pipes, LB, Baylor
13. Dan Darragh, QB, William & Mary
14. Chuck Devliegher, DT, Memphis State
15. John Gilmore, DT, Peru
16. John Frantz, C, California
17. Dick Hines, DT, Kentucky State

## 1969 (DRAFT POSITION-1)

1. O.J. Simpson, RB, USC
2. Bill Enyart, RB, Oregon State
3. Julian Nunamaker, DE, Tennessee-Martin
4. Mike Richey, T, North Carolina
5. Ben Mayes, DT, Drake
6. Choice to Denver
7. John Helton, DE, Arizona State
- 8a. James Harvey, T, Virginia Tech
- 8b. James Harris, QB, Grambling
9. Choice to Boston
10. Ron Baines, WR, Montana
11. Bobby Hall, RB, North Carolina State
12. Lloyd Pate, RB, Cincinnati
13. Leon Lovelace, T, Texas Tech
14. Bubba Thornton, WR, Texas Christian
15. Karl Wilson, RB, Olivet
16. Robert Kirk, G, Indiana
17. Wayne Lineberry, LB, East Carolina

## 1970 (DRAFT POSITION-5, 4)

1. Al Cowlings, DE, USC
2. Dennis Shaw, QB, San Diego State
- 3a. Jim Reilly, G, Notre Dame
- 3b. Glenn Alexander, DB, Grambling
4. Jerome Gantt, DE, North Carolina Central

# BUFFALO BILLS

1970 continued

5. Steve Starnes, LB, Tampa
- 6a. Ken Edwards, RB, Virginia Tech
- 6b. Grant Guthrie, K, Florida State
7. Wayne Fowler, T, Richmond
8. Richard Cheek, T, Auburn
9. Bill Bridges, G, Houston
10. Willie Dixon, DB, Albany State
11. Terry Williams, RB, Grambling
12. Dave Simpson, T, Drake
13. Steve Schroeder, K, Pacific
14. William Costen, T, Morris Brown
15. Dave Farris, TE, Central Michigan
16. Larry Davis, WR, Rice
17. George Bevan, DB, Louisiana State

## 1971 (DRAFT POSITION-4, 3, 5)

1. J.D. Hill, WR, Arizona State
2. Jan White, TE, Ohio State
- 3a. Bruce Jarvis, C, Washington
- 3b. Jim Braxton, RB, West Virginia
4. Choice to New Orleans
- 5a. Don Green, T, Purdue
- 5b. Tim Beamer, DB, Johnson C. Smith
- 6a. Choice to Chicago
- 6b. Bill McKinley, DE, Arizona
7. Bob Chandler, WR, USC
- 8a. Louis Ross, DE, South Carolina State
- 8b. Tyrone Walls, RB, Missouri
9. Bob Strickland, LB, Auburn
10. Choice to Oakland
11. Andy Browder, T, Texas A & I
12. Jim Sheffield, K, Texas A & M
13. Busty Underwood, QB, Texas Christian
14. Jim Hoots, DE, Missouri Southern
15. Charles Cole, RB, Toledo
16. Billy Hunter, DB, Utah
17. Pat Morrison, TE, Arkansas

## 1972 (DRAFT POSITION-1)

1. Walt Patulski, DE, Notre Dame
2. Reggie McKenzie, G, Michigan
3. Fred Swendsen, DE, Notre Dame
4. Randy Jackson, RB, Wichita State
- 5a. Leon Garror, DB, Alcorn A & M
- 5b. Bob Penchion, G, Alcorn A & M
6. Choice to Oakland
7. Ralph Stepaniak, DB, Notre Dame
8. Paul Gibson, WR, Texas-El Paso
9. Steve Vogel, LB, Boise State
10. Maurice Tyler, DB, Morgan State
11. Bill Light, LB, Minnesota
12. Jeff Baker, WR, U.S. International
13. Ed Moss, RB, Southeast Missouri
14. Karl Salb, DT, Kansas
15. Choice to Oakland
16. Brian Linstrom, QB, Arizona
17. John Shelley, DB, Oklahoma

## 1973 (DRAFT POSITION-7, 8, 6, 5)

- 1a. Paul Seymour, T, Michigan
- 1b. Joe DeLamielleure, G, Michigan State
2. Jeff Winans, DT, USC
- 3a. Joe Ferguson, QB, Arkansas
- 3b. Bob Kampa, DE, California
- 4a. Donnie Walker, DB, Central State (OH)
- 4b. Jeff Yeates, DT, Boston College
- 5a. Wallace Francis, WR, Arkansas AM & N
- 5b. Choice to Miami
6. John Skorupan, LB, Penn State
- 7a. Brian McConnell, LB, Michigan State
- 7b. John Ford, TE, Henderson State
8. Lee Fobbs, RB, Grambling
9. Mike Reppond, WR, Arkansas
- 10a. Matthew Reed, QB, Grambling
- 10b. John LeHeup, LB, South Carolina
11. Richard Earl, T, Tennessee
12. Ron Carroll, DT, Sam Houston
13. Choice to Denver
14. Merv Krakau, LB, Iowa State
- 15a. Joe Rizzo, LB, Kings Point
- 15b. Vince O'Neil, RB, Kansas
16. Choice to Denver
17. John Stearns, DE, Colorado

## 1974 (DRAFT POSITION-18, 17)

1. Reuben Gant, TE, Oklahoma State

- 2a. Doug Allen, LB, Penn State
- 2b. Choice to San Diego
3. Gary Marangi, QB, Boston College
4. Carlester Crumpler, RB, East Carolina
- 5a. Gary Hayman, WR, Penn State
- 5b. Tim Guy, DT, Oregon
6. Choice to Cleveland
7. Choice to Baltimore
- 8a. Choice to Cleveland
- 8b. Gregg Hare, QB, Ohio State
9. Brian Doherty, P, Notre Dame
- 10a. Art Cameron, TE, Albany State
- 10b. Don Calhoun, RB, Kansas State
- 10c. Choice to St. Louis thru Denver
11. Rod Kirby, LB, Pittsburgh
12. Dave Means, DE, Southeast Missouri State
13. Ed Gatewood, LB, Tennessee State
- 14a. Paul Lamm, DB, North Carolina
- 14b. Phil Gurbada, DB, Mayville State (ND)
15. Ken Williams, DB, Southwest Louisiana State
16. Sanford Qvale, OT, North Dakota State
17. Sal Casola, K, Cincinnati

## 1975 (DRAFT POSITION-19)

1. Tom Rudd, LB, Nebraska
- 2a. Choice to Oakland
- 2b. Bob Nelson, LB, Nebraska
- 2c. Glenn Lott, DB, Drake
3. Choice to San Francisco
- 4a. Choice to Cincinnati
- 4b. Tom Donchez, FB, Penn State
- 5a. Choice to Atlanta
- 5b. John McCrumbley, LB, Texas A & M
6. Choice to New Orleans
- 7a. Gil Chapman, RB, Michigan
- 7b. Reggie Cherry, RB, Houston
- 7c. Harry Banks, DB, Michigan
8. John Hill, DT, Duke
9. Choice to Cincinnati
10. Roland Hooks, RB, North Carolina State
11. Tom Drake, DB, Michigan
12. Mark Johnson, DE, Missouri
13. Mark Dienhart, G, St. Thomas
14. Robert Evans, WR, Morris Brown
15. Chris Kupec, QB, North Carolina
16. Tom Fine, TE, Notre Dame
17. Jeff Turcotte, DE, Colorado

## 1976 (DRAFT POSITION-18, 17)

1. Mario Clark, DB, Oregon
- 2a. Ken Jones, G/DE, Arkansas State
- 2b. Joe Devlin, T, Iowa
3. Ben Williams, DE, Mississippi
4. Dan Jilek, LB, Michigan
5. Fred Coleman, TE, Northeast Louisiana
- 6a. Leslie Benson, DE, Baylor
- 6b. Scott Piper, WR, Arizona
- 6c. Darrell Powell, RB, Chattanooga
- 7a. Jackie Williams, DB, Texas A & M
- 7b. Choice to NY Jets
- 8a. Scott Gardner, QB, Virginia
- 8b. Bobby Joe Easter, RB, Middle Tennessee
- 8c. Art Meadowcroft, G, Minnesota
- 9a. Jeff Turner, LB, Kansas
- 9b. Bob Kotzur, DT, Southwest Texas
10. Keith Moody, DB, Syracuse
11. Forry Smith, WR, Iowa State
12. Joe Lowery, RB, Jackson State
13. Will Wilcox, G, Texas
14. Tony Williams, WR, Middle Tennessee
15. Arnold Robinson, LB, Bethune Cookman
16. Gary Gorrell, LB, Boise State
17. Bob Berg, K, New Mexico

## 1977 (DRAFT POSITION-3, 2)

- 1a. Choice to Cincinnati
- 1b. Phil Dokes, DT, Oklahoma State
2. Choice to Seattle thru Dallas
- 3a. Curtis Brown, RB, Missouri
- 3b. John Kimbrough, WR, St. Cloud State
4. Jimmy Dean, DT, Texas A & M
- 5a. Fred Besana, QB, California
- 5b. Neil O'Donoghue, K, Auburn
- 6a. Choice to San Francisco
- 6b. Ron Pruitt, DT, Nebraska

# BUFFALO BILLS

1977, continued

7. Mike Nelms, DB, Baylor
8. Greg Morton, DT, Michigan
9. Choice to Kansas City
10. Choice to Pittsburgh
11. Nate Jackson, RB, Tennessee State
12. Charles Romes, DB, North Carolina State

## 1978 (DRAFT POSITION-5, 4, 3)

1. Terry Miller, RB, Oklahoma State
- 2a. Dee Hardison, DE, North Carolina
- 2b. Scott Hutchinson, DE, Florida
- 3a. Dennis Johnson, RB, Mississippi State
- 3b. Danny Fulton, WR, Nebraska-Omaha
4. Lucius Sanford, LB, Georgia Tech
5. Ken Spaeth, TE, Nebraska
- 6a. Choice to NY Jets
- 6b. Eric Smith, T, Southern Mississippi
- 7a. Mario Celotto, LB, USC
- 7b. Steve Powell, RB, Northeast Missouri State
8. Choice to New England thru Philadelphia
9. Choice to NY Jets
10. Will Grant, C, Kentucky
11. Gerald Blanton, LB, Kentucky
12. Richard Crump, RB, NE Oklahoma A&M

## 1979 (DRAFT POSITION-1)

- 1a. Tom Cousineau, LB, Ohio State
- 1b. Jerry Butler, WR, Clemson
- 2a. Fred Smerlas, DT, Boston College
- 2b. Jim Haslett, LB, Indiana (PA)
3. Jon Borchardt, T, Montana State
- 4a. Ken Johnson, DE, Knoxville
- 4b. Jeff Nixon, FS, Richmond
- 5a. Rod Kush, SS, Nebraska-Omaha
- 5b. Dan Manucci, QB, Kansas State
- 6a. Choice to Houston
- 6b. Mike Burrow, G, Auburn
7. Tom Mullady, TE, S'western at Memphis
8. Choice to Philadelphia
9. Kevin Baker, DE, William Penn
10. Dave Marter, QB/K, Mississippi State
11. Paul Lawler, CB, Colgate
12. Mike Harris, RB, Arizona State

## 1980 (DRAFT POSITION-10, 9, 11)

1. Jim Ritcher, C, North Carolina State
- 2a. Joe Cribbs, RB, Auburn
- 2b. Gene Bradley, QB, Arkansas State
- 3a. Mark Brammer, TE, Michigan State
- 3b. John Schmeding, G, Boston College
4. Ervin Parker, LB, South Carolina State
- 5a. Jeff Pyburn, DB, Georgia
- 5b. Keith Lee, DB, Colorado State
6. Choice exercised in Supplemental Draft
7. Choice to San Diego
8. Todd Krueger, QB, Northern Michigan
9. Kent Davis, DB, Southern Missouri State
10. Greg Cater, P, Tennessee-Chattanooga
11. Joe Gordon, DE, Grambling
12. Roger Lapham, TE, Maine

## 1981 (DRAFT POSITION-20, 21, 22, 23, 24)

- 1a. Choice to Oakland
- 1b. Booker Moore, RB, Penn State
- 2a. Chris Williams, DB, LSU
- 2b. Byron Franklin, WR, Auburn
- 3a. Mike Mosley, WR, Texas A & M
- 3b. Robert Geathers, DE, South Carolina State
4. Choice to Los Angeles Rams
5. Calvin Clark, DE, Purdue
6. Robert Holt, WR, Baylor
7. Steve Doolittle, LB, Colorado
8. Choice to New Orleans
9. Robb Riddick, RB, Millersville State (PA)
10. Justin Cross, T, Western Colorado
11. Buster Barnett, TE, Jackson State
12. Keith Clark, LB, Memphis State

## 1982 (DRAFT POSITION-19, 20, 21, 22, 23)

1. Perry Tuttle, WR, Clemson
2. Matt Kofler, QB, San Diego State
- 3a. Eugene Marve, LB, Saginaw Valley State
- 3b. Choice to Seattle
- 4a. Van Williams, RB, Carson-Newman
- 4b. Choice to Denver

5. Choice to Washington
6. DeWayne Chivers, TE, South Carolina
- 7a. Gary Anderson, K, Syracuse
- 7b. Choice to Detroit thru Los Angeles Rams
8. Luc Tousignant, QB, Fairmont State
9. Dennis Edwards, DT, USC
10. Victor James, DB, Colorado
11. Frank Kalil, G, Arizona
12. Tony Suber, DT, Gardner-Webb

## 1983 (DRAFT POSITION-9, 10, 11, 12, 13, 14)

- 1a. Tony Hunter, TE, Notre Dame
- 1b. Jim Kelly, QB, Miami (FL)
2. Darryl Talley, LB, West Virginia
3. Choice to New Orleans thru St. Louis
- 4a. Trey Junkin, LB, Louisiana Tech
- 4b. Jimmy Payne, DE, Georgia
5. Matt Vanden Boom, S, Wisconsin
6. Choice to NY Giants thru Los Angeles Rams
7. Gurnest Brown, DT, Maryland
8. James Durham, S, Houston
9. George Parker, RB, Norfolk State
10. Richard Tharpe, DT, Louisville
11. Larry White, DE, Jackson State
12. Julius Dawkins, WR, Pittsburgh

## 1984 (DRAFT POSITION-11, 12, 13, 14, 15, 16)

1. Greg Bell, RB, Notre Dame
2. Eric Richardson, WR, San Jose State
- 3a. Rodney Bellinger, CB, Miami (FL)
- 3b. Sean McManie, DE, San Diego State
- 3c. Robert "Speedy" Neil, FB, Miami (FL)
4. Mitchell Brookins, WR, Illinois
5. John Kidd, P, Northwestern
6. Tony Slaton, C, USC
7. Stan David, SS, Texas Tech
8. Stacy Rayfield, S, Texas-Arlington
9. Leroy Howell, DE, Appalachian State
10. Joe Azelby, LB, Harvard
11. Craig White, WR, Missouri
12. Russell Davis, TE, Maryland

## 1984 USFL SUPPLEMENTAL DRAFT

1. Dwight Drane, DB, Miami (FL)

## 1985 (DRAFT POSITION-1)

- 1a. Bruce Smith, DE, Virginia Tech
- 1b. Derrick Burroughs, CB, Memphis State
- 2a. Mark Traynowicz, OL, Nebraska
- 2b. Chris Burkett, WR, Jackson State
- 3a. Frank Reich, QB, Maryland
- 3b. Hal Garner, LB, Utah State
- 4a. Andre Reed, WR, Kutztown State
- 4b. Dale Hellestrae, OT, SMU
- 5a. Choice to Los Angeles Rams
- 5b. Jimmy Teaf, WR, Texas A & M
6. Mike Hamby, DT, Utah State
7. Ron Pitts, DB, UCLA
8. Jacque Robinson, RB, Washington
9. Glenn Jones, CB, Norfolk State
10. Chris Babyar, G, Illinois
11. James Seawright, LB, South Carolina
- 12a. Choice to Washington
- 12b. Paul Woodside, K, West Virginia

## 1986 (DRAFT POSITION-2)

- 1a. Ronnie Harmon, RB, Iowa
- 1b. Will Wolford, G, Vanderbilt
3. Leonard Burton, C, South Carolina
5. Carl Byrum, FB, Mississippi Valley State
- 7a. Bob Williams, TE, Penn State
- 7b. Mark Pike, LB, Georgia Tech
- 7c. Butch Rolle, TE, Michigan State
8. Tony Furjanic, LB, Notre Dame
9. Reggie Bynum, WR, Oregon State
10. Guy Teafatiller, NT, Illinois
- 11a. Tony Garbarczyk, NT, Wake Forest
- 11b. Billy Witt, DE, North Alabama
- 12a. Brian McClure, QB, Bowling Green
- 12b. Derek Christian, LB, West Virginia

## 1987 (DRAFT POSITION-3, 4, 5)

1. Shane Conlan, LB, Penn State
- 2a. Nate Odomes, CB, Wisconsin

# BUFFALO BILLS

1987, continued

- 2b. Roland Mitchell, CB, Texas Tech
- 3a. David Brandon, LB, Memphis State
- 3b. Jamie Mueller, RB, Benedictine
- 4a. Traded to Tampa Bay
- 4b. Leon Seals, DE, Jackson State
5. Choice to Washington
6. Choice to Washington
7. Kerry Porter, RB, Washington State
- 8a. Traded to Indianapolis
- 8b. Bruce Mesner, NT, Maryland
9. Keith McKeller, TE, Jacksonville State
- 10a. Choice to L.A. Raiders
- 10b. Choice to L.A. Raiders
11. Howard Ballard, OT, Alabama A & M
12. Joe McGrail, NT, Delaware

## 1988 (DRAFT POSITION-14)

1. Choice to Los Angeles Rams
2. Thurman Thomas, RB, Oklahoma State
3. Bernard Ford, WR, Central Florida
4. Choice to San Diego
- 5a. Ezekial Gadson, S, Pittsburgh
- 5b. Kirk Roach, K, Western California
6. Dan Murray, LB, East Stroudsburg
- 7a. Tim Borcky, T, Memphis State
- 7b. Bo Wright, RB, Alabama
- 8a. John Hagy, S, Texas
- 8b. Jeff Wright, NT, Central Missouri State
9. Carlton Bailey, LB, North Carolina
10. Martin Mayhew, CB, Florida State
11. Pete Curkedall, NT, Penn State
- 12a. John Driscoll, T, New Hampshire
- 12b. Tom Erlandson, LB, Washington

## 1989 (DRAFT POSITION-26)

1. Choice to Los Angeles Rams
2. Choice to Los Angeles Rams
3. Don Beebe, WR, Chadron State (NE)
4. John Kolesar, WR, Michigan
5. Michael Andrews, CB, Alcorn State
6. Sean Doctor, TE/FB, Marshall
- 7a. Brian Jordan, CB, Richmond
- 7b. Chris Hale, CB, USC
8. Choice to Kansas City
9. Pat Rabold, DT/NG, Wyoming
10. Carlo (Kenneth) Cheatom, CB/S, Auburn
11. Richard Harvey, LB, Tulane
12. Derrell Marshall, OT, USC

## 1990 (DRAFT POSITION-13, 14, 15, 16)

1. James Williams, CB, Fresno State
2. Carwell Gardner, FB, Louisville
3. Glenn Parker, OL, Arizona
4. Eddie Fuller, RB, LSU
5. Choice to Kansas City
6. John Nies, P/K, Arizona
- 7a. Brent Griffith, OL, Minnesota-Duluth
- 7b. Brent Collins, LB, Carson-Newman
- 7c. Fred DeRiggi, NT, Syracuse
- 8a. Marcus Patton, LB, UCLA
- 8b. \*Exercised in the 1989 Supplemental Draft
9. Clarkston Hines, WR, Duke
10. Mike Lodish, NT, UCLA
11. Al Edwards, WR, NW Louisiana
12. Choice to New England

\* Bills 8b selection exercised in the 1989 supplemental draft - Brett Young, DB, Oregon

## 1991 (DRAFT POSITION-27)

1. Henry Jones, DB, Illinois
2. Phil Hansen, DE, North Dakota State
3. Darryl Wren, DB, Pittsburg State (KS)
4. Choice to New England
5. Shawn Wilbourn, DB, Cal State-Long Beach
6. Millard Hamilton, WR, Clark Atlanta Univ.
7. Amir Rasul, RB, Florida A & M
8. Brad Lamb, WR, Anderson University
9. Mark Maddox, LB, Northern Michigan
10. Tony DeLorenzo, OL, New Mexico State
11. Dean Kirkland, OL, Washington
12. Steven Clark, TE, Texas

## 1992 (DRAFT POSITION-27)

1. John Fina, OL, Arizona
2. James Patton, DL, Nebraska
3. Keith Goganious, LB Penn State
4. Frank Kmet, DL, Purdue
5. Matt Darby, S, UCLA
6. Nate Turner, TE, Nebraska
7. Kurt Schulz, S, Eastern Washington
8. Leonard Humphries, CB, Penn State
9. Chris Wash, WR, Stanford
10. Barry Rose, WR, Wisc.-Steven Point
11. Vince Marrow, TE, Toledo
12. Matt Rodgers, QB, Iowa

## 1993 (DRAFT POSITION-27)

1. Thomas Smith, DB, North Carolina
2. John Parrella, NT, Nebraska
3. Choice to Atlanta (Barnett-FA)
4. Russell Copeland, WR, Memphis State
- 5a. Mike Devlin, OC, Iowa (from Phil. Seals tr.)
- 5b. Sebastian Savage, DB, North Carolina St.
6. Corbin Lacina, OL, Augustana.(SD) College
7. Willie Harris, WR, Mississippi State
8. Chris Luneberg, OL, West Chester (PA)

## 1994 (DRAFT POSITION-27)

1. Jeff Burris, DB, Notre Dame
  - 2a. ^Bucky Brooks, WR, North Carolina
  - 2b. Lonnie Johnson, TE, Florida State
  - 2c. ^Sam Rogers, LB, Colorado
  - 3a. ^Marlo Perry, LB, Jackson State
  - 3b. Corey Louchiey, OT, South Carolina
  4. Sean Crocker, DB, North Carolina
  5. A.J. Ofodile, TE, Missouri
  - 6a. Anthony Abrams, DT, Clark College
  - 6b. ^Kevin Knox, WR, Florida State
  7. Filmel Johnson, DB, Illinois
- ^Compensatory Pick

## 1995 (DRAFT POSITION-14)

1. Ruben Brown, OL, Pittsburgh
  2. Todd Collins, QB, Michigan
  - 3a. Marlon Kerner, CB, Ohio State
  - 3b. ^Damien Covington, LB, N. Carolina St.
  - 4a. Ken Irvin, CB, Memphis
  - 4b. +Justin Armour, WR, Stanford
  - 4c. ^Tony Cline, TE, Standford
  5. John Holecek, LB, Illinois
  6. Shannon Clavelle, DE, Colorado
  - 7a. Tom Nutten, C, Western Michigan
  - 7b. ^Darick Holmes, RB, Portland State
- ^Compensatory Pick  
+Trade from Arizona for J.D. Williams

## 1996 (DRAFT POSITION-24, 23, 26, 25)

1. Eric Moulds, WR, Mississippi State
  2. Gabe Northern, LB/DE, Louisiana State
  3. Matt Stevens, CB, Appalachian State
  4. Sean Moran, DE, Colorado State
  5. Raymond Jackson, DB, Colorado State
  - 6a. Leon Neal, RB, Washington
  - 6b. ^Dusty Zeigler, C/G, Notre Dame
  - 7a. Dan Brandenburg, DE, Indiana State
  - 7b. ^Jay Riemersma, TE, Michigan
  - 7c. ^Eric Smedley, S/CB, Indiana
- ^Compensatory Pick

## 1997 (DRAFT POSITION-23)

1. Antowain Smith, RB, Houston
2. Marcellus Wiley, DE, Columbia
3. Choice to Oakland (Hobert-trade)
4. Jamie Nails, OT, Florida A&M
5. Sean Woodson, S, Jackson State
6. Marcus Spriggs, OT, Houston
7. Pat Fitzgerald, TE, Texas



## BILLS ALL-TIME COACHES ROSTER 1960-1997

NAME	COLLEGE	YEAR (S)
Asselta, Art	Ithaca	1985
Atkins, Bill (d)	Auburn	1972-1975
Ball, Herman	Davis Elkins	1963
Bass, Marvin	William & Mary	1968-71, 1976
Beatty, Bruce	Miami	1977
Becker, John	Cal State-Northridge	1984
Bresnahan, Tom	Holy Cross	1989-1997
Bullough, Hank *	Michigan State	1985-1986
Carmody, Jim	Tulane	1981
Carr, Jim	Morris Harvey	1977
Carroll, Pete	Pacific	1984
Catlin, Tom	Oklahoma	1978-1982
Cavanaugh, Ed	Duke	1972-1976
Ceteri, Bob (d)	California	1968
Collier, Joe	Northwestern	1962-65, 66-68
Corey, Walt	Miami	1987-1994
Cottrell, Ted	Delaware Valley	1986-89, 1995-97
Dalton, Kay	Colorado State	1977, 1985
Daniels, Joe	Slippery Rock	1986
Day, Tom	North Carolina A & T	1971
Deadmond, Glenn	Kent State	1990
DeHaven, Bruce	Southwestern Kansas	1987-1997
Dickerson, Chuck	Illinois	1987-1991
Donaldson, Jack	Ohio State	1978-1982
Doooley, Jim	Miami	1972
Dove, Bob	Notre Dame	1960-1961
Dyer, George	Cal—Santa Barbara	1982
Engelberg, Lewis (d)	East Tennessee	1969-1970
Faragalli, Joe	Villanova	1986
Flores, Tom	Pacific	1971
Gibson, Claude	North Carolina State	1969
Glanville, Jerry	Northern Michigan	1983
Gottfried, Chuck	Illinois	1970-1971
Harris, Chick	Northern Arizona	1981-1982
Hawkins, Ralph	Maryland	1969-71, 81-82
Henning, Dan	William & Mary	1997
Hunt, Bobby	Auburn	1970-1971
Jackson, Milt	Tulsa	1983-1984
Jauron, Dick	Yale	1985
Johnson, Harvey* (d)	William & Mary	1960-61, 68-71
Joiner, Charlie	Grambling State	1992-1997
Jones, Rusty	Springfield	1985-1997
Jones, Stan	Maryland	1972-1975
Kiffin, Monte	Nebraska	1984-1985
Knox, Chuck *	Juniata	1978-1982
LaRue, Jim	Duke	1976-1977
Lawrence, Don	Notre Dame	1983-84, 90-97
Leahy, Bob	Emporia State	1985-1986
Lester, Chuck	Oklahoma	1987-1997
Levy, Marv *	Coe	1986-1997
MacDonald, Andy (d)	Central Michigan	1983-1984
Malavasi, Ray (d)	Mississippi State	1969-1970
Marchibroda, Ted	St. Bonaventure	1987-1991
Mazur, John	Notre Dame	1962-1968
McCabe, Richie (d)	Pittsburgh	1966-68, 76-77
McCalmon, Miller	Tulsa	1980-1984
Miller, Bill	Miami	1969
Miller, Bob (Red)	Western Illinois	1962
Moore, Steve	Cal Santa Barbara	1978-1982
Moseley, Dick	Eastern Michigan	1985-1986
Moss, Perry	Illinois	1983-1984
Niblack, Jim	Florida	1983-1984
Nicolau, Nick	Southern Connecticut	1989-1991
O'Connell, Tommy	Illinois	1961
Paterra, Herb	Michigan State	1986
Phillips, Wade	Houston	1995-97
Pitts, Elijah	Philander Smith	1978, 80, 85-97
Prisby, Errol	Cincinnati	1976
Prochaska, Ray	Nebraska	1978-1982
Ramsey, Buster *	William & Mary	1960-1961
Rauch, John *	Georgia	1969-1970
Ray, John	Olivet College	1973-1976
Reid, Floyd	Georgia	1960-1961
Ringo, Jim *	Syracuse	1972-77, 85-88
Roach, Dick	Black Hills State	1987-1997
Saban, Lou *	Indiana	1962-65, 72-76
Sandahl, Al	Louisiana College	1983
Sardisco, Tony	Tulane	1968
Sekanovich, Dan	Tennessee	1992-1997
Shaw, Bob	Ohio State	1972-1975
Shofner, Jim	Texas Christian	1992-1995
Smith, Jerry	Wisconsin	1962-1968
Stephenson, Kay *	Florida	1978-82, 83-85
Tollner, Ted	Cal Poly-S.L.O.	1987-1988
Wagstaff, Jim	Idaho State	1978-1980
Wampfler, Jerry	Miami	1976-1977
Wiegandt, Ardell	North Dakota State	1985-1986
Wiefecha, Ray	Northwestern	1977
Zapalac, Willie	Texas A & M	1978-1980
Zeman, Bob	Wisconsin	1983

(d) deceased

\* denotes head coach

# BUFFALO BILLS

## BILLS ALL-TIME ROSTER

NOTE: The following compilation of Bills alumni includes every player who has ever appeared in a Bills uniform during a regular season AFL/NFL game since 1960. Errors will be corrected if documented.

NAME	POS.	SCHOOL	YEAR	NAME	POS.	SCHOOL	YEAR
<b>A</b>				Brown, Monty	LB	Ferris State	1993-95
Abramowitz, Dan	WR	Xavier (OH)	1975	Brown, Ruben	G	Pittsburgh	1995-96
Abruzzese, Ray	DB	Alabama	1962-64	Brown, Tony	OL	Pittsburgh	1987
Acker, Bill	NT	Texas	1983-84	Brubacker, Richard	E	Ohio State	1960
Adams, Bill	G	Holy Cross	1972-78	Bugenhagen, Gary	T	Syracuse	1967
Albright, Ethan	C	North Carolina	1996	Burkett, Chris	WR	Jackson State	1985-89
Albright, Ira	NT	N.E. Oklahoma State	1987	Burnett, Bobby	HB	Arkansas	1966-67
Alexander, Glenn	WR	Grambling	1970	Burris, Jeff	DB	Notre Dame	1994-96
Alexander, Mike	WR	Penn State	1991	Burroughs, Derrick	DB	Memphis State	1985-89
Alford, Bruce	K	Texas Christian	1968-69	Burton, Leonard	T	South Carolina	1986-89
Allen, Doug	LB	Penn State	1974-75	Butler, Jerry	WR	Clemson	1979-86
Allen, Jackie	DB	Baylor	1970-71	Buzynski, Bernie	LB	Holy Cross	1960
Alvers, Steve	TE	Miami (FL)	1981	Bynum, Reggie	WR	Oregon State	1987
Anderson, Max	RB	Arizona State	1968-70	Byrd, George (Butch)	CB	Boston University	1964-70
Anderson, Tim	DB	Ohio State	1976	Byrum, Carl	FB	Mississippi Valley State	1986-88
Andrews, Al	LB	New Mexico	1970-71	<b>C</b>			
Armour, Justin	WR	Stanford	1995-96	Cahill, Bill	S	Washington	1973-74
Armstrong, John	DB/KR	Richmond	1987	Caldwell, Darryl	OT	Tennessee State	1983
Atkins, Bill	DB	Auburn	1960-63	Calhoun, Don	RB	Kansas State	1974-75
Auer, Joe	HB	Georgia Tech	1964-65	Callahan, Bill	S	Pittsburgh	1987
Awalt, Rob	TE	San Diego State	1992-93	Carey, Richard	DB	Idaho	1990
Azelby, Joe	LB	Harvard	1984	Campbell, Arnold	DE	Alcorn State	1987
<b>B</b>				Cannavino, Joe	DB	Ohio State	1962
Bailey, Bill	FB	Cincinnati	1967	Cappadonna, Bob	RB	Northeastern	1968
Bailey, Carlton	LB	North Carolina	1988-92	Carpenter, Brian	CB	Michigan	1984
Baker, Art	RB	Syracuse	1961-62	Carlton, Wray	FB	Duke	1960-67
Baker, Mel	WR	Texas Southern	1977	Carr, Levert	T	No. Central Illinois	1970-71
Baldinger, Gary	NT	Wake Forest	1990-92	Carwell, Larry	S	Iowa State	1973
Ballard, Howard	OL	Alabama A & M	1988-93	Catano, Mark	NT	Valdosta State	1986
Barber, Stew	OT	Penn State	1961-69	Cater, Greg	P	Tenn. Chattanooga	1980-83
Barnett, Buster	TE	Jackson State	1981-84	Celotto, Mario	LB	So. California	1978
Barnett, Oliver	DE	Kentucky	1993-94	Chamberlain, Dan	E	Sacramento State	1960-61
Barnett, Robert	E	Baldwin Wallace	1960-66	Chandler, Bob	WR	So. California	1971-79
Bass, Glenn	E	East Carolina	1961-66	Chandler, Edgar	LB	Georgia	1968-72
Bateman, Marv	K	Utah	1974-77	Chapple, Dave	P	Calif. Santa Barbara	1971
Bavaro, David	LB	Syracuse	1991	Charon, Carl	DB	Michigan State	1962-63
Bayless, Martin	S	Bowling Green	1984-86	Cheek, Richard	G	Auburn	1970-71
Beamer, Tim	S	J.C. Smith	1971	Chelf, Don	G	Iowa	1960-61
Beard, Tom	C	Michigan State	1972	Chetti, Joe	FB	C.W. Post	1987
Becker, Doug	LB	Notre Dame	1978	Cheyunski, Jim	LB	Syracuse	1973-74
Beebe, Don	WR	Chadron State	1989-94	Christiansen, Bob	TE	UCLA	1972
Behrman, Dave	C	Michigan State	1963-65	Christie, Steve	K	William and Mary	1992-96
Belk, Veno	TE	Michigan State	1987	Christy, Greg	T	Pittsburgh	1985
Bell, Greg	RB	Notre Dame	1984-87	Clark, Allan	RB	Northern Arizona	1982
Bellinger, Rodney	CB	Miami (FL)	1984-86	Clark, Mario	DB	Oregon	1976-83
Bemiller, Al	C	Syracuse	1961-69	Clark, Mike	K	Texas A & M	1972
Bender, Carey	RB	Coe College	1996	Clark, Steve	FS	Liberty University	1987
Bennett, Cornelius	LB	Alabama	1987-95	Clarke, Hagood	DB	Florida	1964-68
Bentley, Ray	LB	Central Michigan	1986-91	Cline, Tony	TE	Stanford	1995-96
Besana, Fred	QB	California	1977	Cocroft, Sherman	DB	San Jose State	1988
Bess, Gerald	CB	Tuskegee Institute	1987	Cofield, Tim	LB	Elizabeth City State	1989
Bess, Rufus	CB	S. Carolina State	1980-81	Cokeley, Will	LB	Kansas State	1987
Bivins, Charley	HB	Morris Brown	1967	Cole, Linzy	WR	Texas Christian	1972
Blazer, Phil	G	North Carolina	1960	Coleman, IFred	TE	Northeast Louisiana	1976
Bock, Joe	C	Virginia	1987	Collier, Mike	RB	Morgan State	1977-79
Bohling, Dewey	RB	Hardin-Simmons	1961	Collins, Greg	LB	Notre Dame	1977
Borchardt, Jon	T	Montana State	1979-84	Collins, Jerald	LB	Western Michigan	1969-71
Borden, Nate	E	Indiana	1962	Collins, Todd	QB	Michigan	1995-96
Boyarksky, Jerry	NT	Pittsburgh	1986	Conlan, Shane	LB	Penn State	1987-92
Brady, Kerry	K	Hawaii	1989	Coons, Robert	TE	Pittsburgh	1995-96
Brammer, Mark	TE	Michigan State	1980-84	Copeland, Russell	WR	Memphis State	1993-96
Brantley, Chris	WR	Rutgers	1996	Cornell, Robert (Bo)	LB	Washington	1973-77
Bratton, Jason	RB	Grambling	1996	Cornush, Frank	DT	Alcorn A & M	1972
Bravyak, Jack	DE	Temple	1987	Costa, Dave	DT	Utah	1966-74
Braxton, Hezekiah	HB	Virginia Union	1963	Costa, Paul	TE/T	Notre Dame	1965-72
Braxton, Jim	RB	West Virginia	1971-78	Covington, Damien	LB	No. Carolina State	1995-96
Brennan, Mike	OL	Notre Dame	1991	Cowlings, Al	DE	So. California	1970-72
Briscoe, Marlin	WR	Omaha	1969-71	Crafts, Jerry	OL	Louisville	1992-94
Brodhead, Bob	QB	Duke	1960	Craig, Neal	S	Fisk	1974
Brookins, Mitchell	WR	Illinois	1984-85	Craig, Reggie	WR	Arkansas	1977
Brooks, Bill	WR	Boston University	1993-95	Crawford, Hilton	S	Grambling	1969
Brooks, Bucky	WR	North Carolina	1994	Cribbs, Joe	RB	Auburn	1980-83,85
Brooks, Clifford	DB	Tennessee State	1976	Crockett, Bobby	WR	Arkansas	1966-69
Broughton, Walter	WR	Jacksonville State	1986-88	Crockett, Monte	E	N. Mexico Highland	1960-62
Brown, Charley	S	Syracuse	1968	Croft, Don	DT	Texas-El Paso	1972-75
Brown, Curtis	RB	Missouri	1977-82	Cross, Justin	CT	Western State (CO)	1982-86
Brown, Fred	HB	Georgia	1961-63	Crotty, Jim	DB	Notre Dame	1961-62
Brown, Marc	WR	Towson State	1987				



# BUFFALO BILLS

NAME	POS.	SCHOOL	YEAR	NAME	POS.	SCHOOL	YEAR
Holt, Robert	WR	Baylor	1982	Kinard, Bill	DB	Mississippi	1960
Hooks, Roland	RB	North Carolina State	1976-82	Kindig, Howard C/DE	DE	Los Angeles State	1967-71
Howard, Ron	TE	Seattle	1979	King, Bruce	FB	Purdue	1986
Hoyem, Steve	OT	Stanford	1994	King, Charley	CB	Purdue	1966-67
Hudlow, Floyd	DB	Arizona	1965	King, Tony	DB	Findlay	1967
Hudson, Dick	T	Memphis State	1963-68	Kirnebrew, Larry	FB	Tennessee State	1989-90
Hull, Kent	C	Mississippi State	1986-96	Kinney, Jeff	RB	Nebraska	1976
Humiston, Mike	LB	Weber State	1981	Kochman, Roger	HB	Penn State	1963
Humm, David	QB	Nebraska	1980	Koffler, Matt	QB	San Diego State	1982-84
Hunter, Scott	QB	Alabama	1974	Koy, Ted	LB/TE	Texas	1971-74
Hunter, Jeff	DE	Albany State	1990	Krakau, Merv	LB	Iowa State	1973-78
Hunter, Tony	TE	Notre Dame	1983-84	Kruse, Bob	G	Wayne State	1969
Hurley, Bill	S	Syracuse	1983	Kubin, Larry	LB	Penn State	1985
Hurston, Chuck	DE	Auburn	1971	Kulbacki, Joe	HB	Purdue	1960
Hutchinson, Scott	DE	Florida	1978-80, 83	Kush, Rod	SS	Nebraska-Omaha	1980-84
Hutchison, Anthony	RB	Texas Tech	1985				
<b>I</b>				<b>L</b>			
Jeremia, Mekeli	DE	Brigham Young	1978	Lacina, Corbin	OL	Augustana (SD)	1994-96
Irvin, Darrell	DE	Oklahoma	1980-83	Lamar, Kevin	G	Stanford	1987
Irvin, Ken	CB	Memphis	1995-96	Lamb, Brad	WR	Anderson University	1992-93
<b>J</b>				Lamonica, Daryle	QB	Notre Dame	1963-66
Jackson, Kirby	DB	Mississippi State	1988-92	Laraway, Jack	LB	Purdue	1960
Jackson, Randy	RB	Wichita State	1972	Laskey, Bill	LB	Michigan	1965
Jackson, Ray	DB	Colorado State	1996	Laster, Art	T	Maryland State	1970
Jackson, Rusty	P	Louisiana State	1978-79	Lawson, Jerome	CB	Utah	1968
Jackunas, Frank	C	Detroit	1962	Leaks, Roosevelt	RB	Texas	1980-83
Jacobs, Harry	LB	Bradley	1963-69	LeBlanc, Bob	LB	Elon College	1987
Jakowenko, George	K	Syracuse	1976	Ledbetter, Monte	WR	N.W. Louisiana State	1967-69
James, Robert	CB	Fisk	1969-74	Lee, Ken	LB	Washington	1972
Janik, Tom	S	Texas A & I	1965-68	LeMoine, Jim	G	Utah State	1967
Jarvis, Bruce	C	Washington	1971-74	Leo, Chuck	G	Indiana	1963
Jarvis, Ray	WR	Norfolk State	1973	Lettner, Bob	LB	Tennessee	1961
Jefcoat, Jim	DE	Arizona State	1995-96	Levenseller, Mike	WR	Washington State	1978
Jenkins, Ed	RB	Holy Cross	1974	Lewis, Frank	WR	Grambling	1978-83
Jessie, Ron	WR	Kansas	1980-81	Lewis, Harold	HB	Houston	1960
Jeter, Gene	LB	Arkansas A M & N	1967	Lewis, John	CB	Pittsburgh	1987
Jilek, Dan	LB	Michigan	1976-79	Lewis, Richard	LB	Portland State	1973-74
Joe, Billy	FB	Villanova	1965	Leyboldt, John	K	None	1971-76
Johnson, Dennis	DT	Delaware	1978	Lincoln, Keith	HB	Washington State	1967-68
Johnson, Dennis	FB	Mississippi State	1978-79	Lingner, Adam	C	Illinois	1987, 89-95
Johnson, Filmel	DB	Illinois	1995	Little, John	DT	Oklahoma State	1977
Johnson, Flip	WR	McNeese State	1988-89	Lloyd, Jeff	DT	West Texas State	1976
Johnson, Jack	HB	Miami (FL)	1960-61	Lodish, Mike	NT	UCLA	1990-94
Johnson, Ken	QB	Colorado	1977	Lofton, James	WR	Stanford	1989-92
Johnson, Ken	DE	Knoxville College	1979-84	Long, Carson	K	Pittsburgh	1977
Johnson, Lawrence	CB/SW	Wisconsin	1984-87	Louchiey, Corey	OT	South Carolina	1994-96
Johnson, Lonnie	TE	Florida State	1994-96	Louderback, Tom	LB	San Jose State	1962
Johnson, Mark	LB	Missouri	1975-76	Loukas, Angelo	G	Northwestern	1969
Johnson, Trumaine	WR	Grambling	1987-88	Loving, Warren	FB	William Penn	1987
Jones, Doug	DB	San Fernando Val. St.	1975-78	Lucas, Richie	QB/HB	Penn State	1960-61
Jones, Ed	DB	Rutgers	1975	Lumpkin, Joey	LB	Arizona State	1982-83
Jones, Greg	RB	UCLA	1970-71	Lusteg, Booth	K	Connecticut	1966
Jones, Henry	DB	Illinois	1991-96	Lyman, Jeff	LB	Brigham Young	1972
Jones, Ken	DE/OT	Arkansas State	1976-86	Lynch, Tom	G	Boston College	1981-84
Jones, Mike	LB	SUNY Brockport	1987	<b>M</b>			
Jones, Spike	P	Georgia	1971-74	Maddox, Mark	LB	Northern Michigan	1992-96
Jones, Steve	RB	Duke	1973-74	Maguire, Paul	LB/K	The Citadel	1964-70
Jones, Willie	HB	Purdue	1962	Maidlow, Steve	LB	Michigan State	1985, 87
Jourdain, Yonel	RB	Southern Illinois	1994-95	Majors, Bill	DB	Tennessee	1961
Junkin, Trey	LB	Louisiana Tech	1983-84	Manucci, Dan	QB	Kansas State	1979-80, 87
<b>K</b>				Marangi, Gary	QB	Boston College	1974-76
Kadish, Mike	DT	Notre Dame	1973-81	Marchlewski, Frank	C	Minnesota	1970
Kaiser, John	LB	Arizona	1987	Marrow, Vince	TE	Toledo	1994
Kalsu, Bob	G	Oklahoma	1968	Martin, Manny	DB	Alabama State	1996
Kampa, Bob	DT	California	1973-74	Mawrtin, David	CB	Villanova	1987
Keating, Chris	LB	Maine	1979-84	Marve, Eugene	LB	Saginaw Valley State	1982-87
Keating, Tom	DT	Michigan	1964-65	Masters, Billy	TE	Louisiana State	1967-69
Kellerman, Ernie	S	Miami (OH)	1973	Mathison, Bruce	QB	Nebraska	1985
Kelly, Jim	QB	Miami (FL)	1986-96	Matlock, John	C	Miami	1972
Kelso, Mark	S	William & Mary	1986-93	Matsos, Archie	LB	Michigan State	1960-62
Kemp, Jack	QB	Occidental	1962-69	Matuszak, Marv	LB	Tulsa	1962-63
Kennedy, Mike	S	Toledo	1983	Mays, David	QB	Texas Southern	1978
Kern, Don	TE	Arizona State	1986	McBath, Mike	DE	Penn State	1968-72
Kern, Rex	S	Ohio State	1974	McCabe, Richie	DB	Pittsburgh	1960-61
Kerner, Marlon	CB	Ohio State	1995-96	McCaffrey, Mike	LB	California	1970
Kilson, Dave	CB	Nevada, Reno	1983	McClanahan, Randy	LB	S.W. Louisiana	1978
Kimbrough, John	WR	St. Cloud State	1977	McClure, Brian	QB	Bowling Green	1987
Kidd, John	P	Northwestern	1984-89	McConnell, Brian	LB	Michigan State	1973
Kingrea, Rick	LB	Tulane	1973	McCrumbly, John	LB	Texas A & M	1975
				McCutcheon, Lawrence	RB	Colorado State	1981
				McDermott, Gary	RB	Tulsa	1968

# BUFFALO BILLS

NAME	POS.	SCHOOL	YEAR	NAME	POS.	SCHOOL	YEAR
McDole, Ron	DE	Nebraska	1963-70	Parker, Glenn	OL	Arizona	1990-96
McDonald, Don	DB	Houston	1961	Parker, Kerry	CB	Grambling	1987
McFadden, Thad	WR	Wisconsin	1987	Parker, Willie	C	No. Texas State	1973-79
McFarland, Jim	TE	Nebraska	1970	Parrella, John	DL	Nebraska	1993
McGrail, Joe	NT	Delaware	1987	Parrish, Lemar	CB	Lincoln	1982
McGrew, Dan	C	Purdue	1960	Partridge, Rick	P	Utah	1987
McKeller, Keith	TE	Jacksonville State	1987-93	Pate, Lloyd	RB	Cincinnati	1970
McKenzie, Reggie	G	Michigan	1972-82	Paterra, Herb	LB	Michigan State	1963
McKinley, Bill	LB	Arizona	1971	Patrick, Wayne	RB	Louisville	1968-72
McKinney, Royce	DB	Kentucky State	1975	Patton, Bob	C	Delaware	1976
McKnight, Ted	RB	Minnesota-Duluth	1982	Patton, James	DL	Texas	1993-94
McMillan, Eddie	CB	Florida State	1978	Patton, Jerry	DT	Nebraska	1972-73
McMurtry, Chuck	DT	Whittier College	1960-61	Patton, Marvucus	LB	UCLA	1990-94
McNanie, Sean	DE	San Diego State	1984-87	Patulski, Walt	DE	Notre Dame	1972-75
Means, Dave	DE	S.E. Missouri State	1974	Paup, Bryce	LB	Northern Iowa	1996
Mercer, Mike	K	No. Arizona	1967-68	Penchion, Robert	G	Alcorn A & M	1972-73
Meredith, Dudley	DE	Lamar Tech	1964-68	Perryman, Jim	S	Millikin	1985
Merrill, Mark	LB	Minnesota	1983-84	Perry, Marlo	LB	Jackson State	1994-96
Mesner, Bruce	NT	Maryland	1987	Petrich, Bob	DE	West Texas State	1967
Metzelaars, Pete	TE	Wabash	1985-94	Pharr, Tommy	S	Mississippi State	1970
Meyer, Ed	T	W. Texas State	1960	Philon, Ed	DT	Ferris State (MI)	1994-95
Mike-Mayer, Nick	K	Temple	1979-82	Phillips, Kim	DB	No. Texas State	1990
Miller, Bill	E	Miami (FL)	1963	Piccone, Lou	WR	West Liberty State	1977-82
Miller, Mark	QB	Mesa College	1987	Pike, Mark	LB	Georgia Tech	1987-96
Miller, Terry	RB	Oklahoma State	1978-80	Pitts, John	S	Arizona State	1967-73
Mills, Sullivan	E/DB	Wichita State	1965-66	Pitts, Ron	DB	UCLA	1986-87
Minter, Tom	HB	Baylor	1962	Ploeger, Kurt	DE	Gustavus Adolphus	1986
Mistler, John	WR	Arizona State	1984	Ply, Bobby	DB	Baylor	1967
Mitchell, Charley	HB	Washington	1968	Pool, David	DB	Carson-Newman	1990, 93
Mitchell, Roland	CB	Texas Tech	1987-88	Porter, Kerry	RB	Washington State	1987
Mohr, Chris	P	Alabama	1991-96	Porter, Ricky	RB	Slippery Rock	1987
Monger, Matt	LB	Oklahoma State	1989-90	Potter, Steve	LB	Virginia	1984
Montler, Mike	C	Colorado	1973-76	Powell, Art	E	San Jose State	1967
Moody, Keith	KR/DB	Syracuse	1976-79	Powell, Darnell	RB	Chattanooga	1976
Moore, Booker	FB	Penn State	1982-85	Powell, Steve	RB	N.E. Missouri State	1978-79
Moore, Leroy	DE	Ft. Valley State	1960, 62-63	Prater, Dean	DE	Oklahoma State	1984-88
Moore, Ricky	FB	Alabama	1986	Price, Shawn	DE	Pacific	1996
Moran, Sean	DE	Colorado State	1996	Prudhomme, Remi	C	LSU	1966-67, 72
Morton, Greg	DE	Michigan	1977	Pruitt, Mike	FB	Purdue	1985
Moses, Haven	WR	San Diego State	1968-72				
Mosley, Mike	WR	Texas A & M	1982-84				
Mosley, Wayne	RB	Alabama A & M	1974				
Moss, Roland	RB	Toledo	1970				
Moulds, Eric	WR	Mississippi State	1996				
Muelhaupt, Ed	G	Iowa State	1960-61				
Mueller, Jamie	FB	Benedictine College	1987-90				
Munson, Bill	QB	Utah State	1978-79				
Murdock, Jessie	FB	California Western	1963				
Myslinski, Tom	G	Tennessee	1993				
		<b>N</b>					
Neal, Speedy	FB	Miami (FL)	1984	Rabb, Warren	QB	LSU	1961-62
Nelson, Bob	LB	Nebraska	1975-77	Radecic, Scott	LB	Penn State	1987-89
Nelson, Chuck	K	Washington	1984	Ramson, Eason	TE	Washington State	1985
Nelson, Shane	LB	Baylor	1977-82	Randolph, Al	S	Iowa	1974
Nies, John	P/K	Arizona	1990	Rashad, Ahmad	WR	Oregon	1974-75
Nighswander, Nick	C	Morehead State	1974	Ray, Eddie	RB	Louisiana State	1976
Nixon, Jeff	DB	Richmond	1979-82	Reed, Andre	WR	Kutztown	1985-96
Norris, Ulysses	TE	Georgia	1984-85	Reeves, Roy	WR	So. Carolina	1969
Northern, Gabe	LB	Louisiana State	1996	Reich, Frank	QB	Maryland	1985-94
Norwood, Scott	K	James Madison	1985-91	Reid, Andy	RB	Georgia	1976
Nunamaker, Julian	DE	Tennessee-Martin	1969-71	Reilly, Jim	G	Notre Dame	1970-71
Nutten, Tom	C	Western Michigan	1995	Remmert, Dennis	T	Iowa State	1960
Nuzzo, Chip	S	Princeton	1987	Reynolds, M.C.	QB	LSU	1961
		<b>O</b>		Ricardo, Benny	K	San Diego State	1976
O'Connell, Tom	QB	Illinois	1960-61	Rice, Ken	T	Auburn	1961-63
Odomes, Nate	CB	Wisconsin	1987-93	Richards, Perry	E	Detroit	1961
O'Donnell, Joe	G	Michigan	1964-71	Richardson, Eric	WR	San Jose State	1985-86
O'Donoghue, Neil	K	Auburn	1977	Richardson, Pete	CB	Dayton	1969-71
Ogas, Dave	LB	San Diego State	1969	Richey, Mike	T	No. Carolina	1969
Okoniewski, Steve	DT	Montana	1972-73	Riddick, Robb	RB	Millersville State	1981
Oldham, Chris	CB	Oregon	1991				83-84, 86-88
Oliver, Frank	DB	Kentucky State	1975	Ridle, Elston	DE	Nevada-Reno	1989
Olson, Harold	T	Clemson	1960-62	Ridlehuber, Preston	RB	Georgia	1969
Ostroski, Jerry	G	Tulsa	1994-96	Rissmiller, Ray	T	Georgia	1968
Owens, Artie	WR	West Virginia	1980	Ritcher, Jim	G	North Carolina State	1980-93
		<b>P</b>		Rivera, Hank	DB	Oregon State	1963
Palmer, Dick	LB	Kentucky	1972	Roberson, Bo	E	Cornell	1965
Palumbo, Sam	C	Notre Dame	1960	Robertson, Isiah	LB	Southern	1979-82
Panepinto, Mike	RB	Canisius	1987	Robinson, Matt	QB	Georgia	1981-82
Parker, Ervin	LB	So. Carolina State	1980-83	Rogers, Reggie	DE	Washington	1991
				Rogers, Sam	LB	Colorado	1994-96
				Rolle, Butch	TE	Michigan State	1986-91
				Romes, Charles	DB	No. Carolina Central	1977-86
				Roopenian, Mark	NT	Boston College	1982-83
				Roquemore, Durwood	S	Texas A & I	1987
				Rosdahl, Harrison	DE	Penn State	1964
				Rosenmeier, Erik	C	Colgate	1987
				Ross, Louis	DE	So. Carolina State	1971-72
				Ross, Willie	FB	Nebraska	1964
				Russell, Ben	QB	Louisville	1968
				Rutkowski, Charles	E	Ripon	1960

# BUFFALO BILLS

NAME	POS.	SCHOOL	YEAR	NAME	POS.	SCHOOL	YEAR
Rutkowski, Ed	QB/WR	Notre Dame	1963-68	Tongue, Marco	DB	Bowie State	1984
Ruud, Tom	LB	Nebraska	1975-77	Toomay, Pat	DE	Vanderbilt	1975
Rychlec, Tom	E	American International	1960-62	Torczon, LaVerne	DE	Nebraska	1960-62
<b>S</b>				Totten, Willie	QB	Mississippi Valley State	1987
Saidock, Tom	DT	Michigan State	1962	Tracey, John	LB	Texas A & M	1962-67
Saines, George	S	Michigan State	1963-69	Trapp, Richard	WR	Florida	1968
Sanford, Lucius	LB	Georgia Tech	1978-86	Traynowicz, Mark	G	Nebraska	1985-88
Saunders, John	S	Toledo	1972	Tucker, Erroll	DB/KR	Utah	1988-89
Schaffer, Joe	HB	Tennessee	1960	Turner, Nate	RB	Nebraska	1993-94
Schankweiler, Scott	LB	Maryland	1987	Turner, Vernon	WR	Carson-Newman	1990
Schlopy, Todd	K	Michigan	1987	Tuten, Rick	P	Florida State	1990
Schmidt, Bob	C	Minnesota	1966-67	Tuttle, Perry	WR	Clemson	1982-83
Schmidt, Henry	DT	Southern California	1965	Tyler, Maurice	S	Morgan State	1972-73
Schnarr, Steve	RB	Otterbein	1975	<b>V</b>			
Scottenheimer, Marty	LB	Pittsburgh	1965-68	Valdez, Vernon	DB	San Diego College	1961
Schulte, Rick	OG	Illinois	1987	Van Pelt, Alex	QB	Pittsburgh	1995-96
Schulz, Kurt	S	Eastern Wash.	1992-96	Vanvalkenburg, Pete	RB	Brigham Young	1973
Scott, John	T	Ohio State	1960-61	Villapiano, Phil	LB	Bowling Green	1980-83
Seals, Leon	DE	Jackson State	1987-91	Virkus, Scott	DE	San Francisco C.C.	1983-84
Sedlock, Bob	DT	Georgia	1960	Vogler, Tim	G/T/C	Ohio State	1979-88
Selfridge, Andy	LB	Virginia	1972	<b>W</b>			
Sestak, Tom	DT	McNeese State	1962-68	Wagstaff, Jim	DB	Idaho State	1960-61
Seymour, Paul	TE	Michigan	1973-77	Walczak, Mark	TE	Arizona	1987
Shaw, Billy	G	Georgia Tech	1961-69	Walker, Donnie	DB	Central State (OH)	1973-74
Shaw, Dennis	QB	San Diego State	1970-73	Walls, Craig	LB	Indiana	1987
Shepherd, Johnny	RB	Livingston Univ.	1987	Walsh, Chris	WR	Stanford	1992-93
Sherman, Tom	QB	Penn State	1969	Walterscheid, Len	S	So. Utah State	1983-84
Shipp, Joe	TE	Southern California	1979	Walton, Larry	WR	Arizona State	1978
Shockley, Bill	HB	West Chester State	1961	Warlick, Ernie	E	No. Carolina Cent.	1962-65
Shupe, Mark	C	Arizona State	1987	Warner, Charley	DB	Prairie View	1964-66
Silipo, Joe	C	Tulane	1987	Washington, Dave	LB	Alcorn State	1972-74
Simpson, Bill	FS	Michigan State	1980-82	Washington, Mickey	CB	Texas A&M	1993-94
Simpson, O.J.	RB	Southern California	1969-77	Washington, Ted	NT	Louisville	1995-96
Skorupan, John	LB	Penn State	1973-77	Washington, Vic	RB	Wyoming	1975-76
Smedley, Eric	DB	Indiana	1996	Watkins, Larry	FB	Alcorn State	1973-74
Smerlas, Fred	NT	Boston College	1979-89	Watters, Scott	LB	Wittenberg	1987
Smith, Allen	HB	Ft. Valley State	1966-67	Wegert, Ted	HB	None	1960
Smith, Bobby	HB	North Texas State	1964-65	Wenglikowski, Al	LB	Pittsburgh	1984, 87
Smith, Bruce	DE	Virginia Tech	1985-96	West, Willie	DB	Oregon	1962-63
Smith, Carl	FB	Tennessee	1960	Wheeler, Manch	QB	Maine	1962
Smith, Don	DE	Miami (FL)	1985-86	White, Craig	WR	Missouri	1984
Smith, Don	RB	Mississippi State	1990	White, David	LB	Nebraska	1995-96
Smith, Joey	WR	Clemson	1984	White, Jan	TE	Ohio State	1971-72
Smith, Leonard	DB	McNeese State	1988-91	White, Sherman	DE	California	1976-83
Smith, Lucious	CB	Cal. State-Fullerton	1984	Whittington, Arthur	RB	SMU	1982
Smith, Marty	DT	Louisville	1976	Wilkins, Gary	FB	Georgia Tech	1986-87
Smith, Thomas	CB	North Carolina	1993-96	Williams, Ben	DE	Mississippi	1976-85
Smith, Tody	DE	Southern California	1976	Williams, Chris	CB	LSU	1982-83
Snowden, Cal	DE	Indiana	1971	Williams, James	CB	Fresno State	1990-93
Solomon, Roland	CB	Utah	1980	Williams, Kevin	CB	Iowa State	1986
Sommer, Don	OT	Texas, El Paso	1987	Williams, Leonard	RB	Western Carolina	1987
Sorey, Jim	DT	Texas Southern	1960-62	Williams, Van	RB	Carson-Newman	1983-84
Spielman, Chris	LB	Ohio State	1996	Willis, Keith	DE	Northeastern	1992
Spikes, Jack	FB	TCU	1966-67	Willis, Len	WR	Ohio State	1977-79
Staysniak, Joe	OL	Ohio State	1991	Wilson, Don	S	No. Carolina State	1984-85
Steels, Anthony	KR/RB	Nebraska	1985	Wilson, Eric	LB	Maryland	1985
Steinfert, Fred	K	Boston College	1983	Wilson, Karl	DE	Louisiana State	1995
Stephenson, Kay	QB	Florida	1968	Wilson, Mike	G	Dayton	1971
Stevens, Matt	DB	Appalachian State	1996	Winans, Jeff	DT	Southern California	1973-75
Stone, Don	FB	Arkansas	1965	Winfrey, Stan	RB	Arkansas State	1977
Stone, Ken	S	Vanderbilt	1973	Witt, Billy	DE	North Alabama	1987
Stratton, Mike	LB	Tennessee	1962-72	Wolff, Wayne	G	Wake Forest	1961
Still, Art	DE	Kentucky	1988-89	Wolford, Will	G/T	Vanderbilt	1986-92
Sutton, Mickey	DB/PR	Montana	1989	Word, Roscoe	DB	Jackson State	1976
Switzer, Marvin	DB	Kansas State	1978	Wright, Bo	RB	Alabama	1988
Sykes, Gene	DB	LSU	1963-65	Wright, Jeff	NT	Central Missouri	1988-94
<b>T</b>				Wyatt, Alvin	DB	Bethune-Cookman	1970-73
Taliaferro, Mike	QB	Illinois	1972	Wyche, Sam	QB	Furman	1976
Talley, Darryl	LB	West Virginia	1983-94	<b>Y</b>			
Taseff, Carl	DB	John Carroll Univ.	1962	Yaccino, John	DB	Pittsburgh	1962
Tasker, Steve	WR/KR	Northwestern	1986-96	Yeates, Jeff	DT	Boston College	1974-76
Tatarek, Bob	DT	Miami (FL)	1968-72	Yoho, Mack	DE	Miami (OH)	1960-63
Taylor, Brian	DB	Oregon State	1991	Young, Dave	TE	Purdue	1983
Teal, Jimmy	WR	Texas A & M	1985-86	Young, Willie	T	Alcorn State	1971-72
Tharpe, Richard	DE	Louisville	1987	Youngelman, Sid	T	Alabama	1962-63
Thomas, Damon	WR	Wayne State (NE)	1994-95	<b>Z</b>			
Thomas, Ike	DB	Bishop	1975	Zecher, Rich	DT	Utah State	1967
Thomas, Thurman	RB	Oklahoma State	1988-96	Zeigler, Dusty	C	Notre Dame	1996
Thompson, Gary	CB	Coll. of the Redwoods	1983-84	Zelencik, Cortnie	C	Purdue	1977
Thornton, Bubba	WR	Texas Christian	1969				
Tindale, Tim	RB	Western Ontario	1995-96				

## BILLS CHRONOLOGY

**1959** — 10/28 The American Football League granted their seventh franchise to Buffalo with Ralph C. Wilson, Jr. of Detroit as principal owner. 11/23 Penn State QB Richie Lucas selected as Buffalo's first draft choice. 11/30 Team named Bills by President Ralph C. Wilson, Jr. 12/16 Garrard "Buster" Ramsey named head coach of the Bills. 12/22 Dick Gallagher chosen as general manager.

**1960** — 7/10 First Bills training camp opened at Roycroft Inn in East Aurora, NY. 7/30 First preseason game played before 16,000 fans in Buffalo's War Memorial Stadium (lost to Boston, 28-7). 8/13 Bills first victory, a 31-14 preseason win over Denver at Rochester, N.Y. 9/11 First regular season game was a loss to the New York Titans, 27-3, at the Polo Grounds. 9/18 Denver prevailed, 27-21, in Bills regular season home opener before 15,229 at War Memorial. 9/23 First regular season victory, 13-0, at Boston. 10/23 Bills victimized Oakland for first home victory, 38-9.

**1961** — 10/27 Lou Saban hired as director of player personnel. 12/9 Bills missed first .500 season with a loss to San Diego, 28-10, to finish 6-8-0, although a 3-2 record was posted in their last five games, all on the road.

**1962** — 1/4 Buster Ramsey fired as head coach. 1/18 Lou Saban named as Ramsey's replacement. 12/8 Bills defeated New York Titans, 20-3, to end year with 7-6-1 record and first winning season. 12/8 FB Cookie Gilchrist established a new AFL season rushing record with 1,096 yards.

**1963** — 7/13 Camelot Motor Inn in Blasdell, NY, became Bills' new training camp. 12/8 Gilchrist set all-time pro rushing record of 243 yards and scored five touchdowns in 45-14 rout of the New York Jets. 12/28 Bills lost Eastern Division playoff game to Boston, 26-8, in Buffalo.

**1964** — 9/13 Bills scored first home opening victory against Kansas City, 34-13. 12/20 Bills clinched Eastern Division title in Fenway Park snow by 24-14 margin over Boston, completing a 12-2 record. 12/26 Buffalo gained first AFL Championship with a 20-7 triumph over San Diego before standing room only crowd of 40,242 in War Memorial Stadium.

**1965** — 7/1 Season ticket sales reached record 26,000 with 7,700 new seats installed in War Memorial Stadium. 12/5 Bills defeated Houston, 29-18, in Rice Stadium to clinch second straight Eastern Division title. 12/26 Bills blanked San Diego, 23-0, for second consecutive AFL crown in San Diego.

**1966** — 1/2 Lou Saban, AFL Coach-of-the-Year in '64 and '65, resigned to accept position at University of Maryland. 1/3 QB Jack Kemp named AFL Player-of-the-Year. 1/6 Assistant coach Joe Collier named new head coach. 1/15 Bills bowed to AFL All-Stars, 30-19, at Houston's Rice Stadium. 1/17 FB Billy Joe, flanker Bo Roberson, OT Jim Davidson, DE Howard Simpson are claimed by Miami in expansion draft. 12/18 Bills defeated Denver at War Memorial Stadium, 38-21, in season's finale to clinch third consecutive Eastern Division Championship. 12/18 Bills HB Bobby Burnett named AFL Rookie-of-the-Year.

**1967** — 1/1 Bills denied trip to first Super Bowl as Kansas City recorded 31-7 win in AFL Championship game at War Memorial. 8/14 Playing an NFL opponent for the first time, the Bills lost a 19-17 preseason decision to Detroit in Tiger Stadium.

**1968** — 1/16 HB Bobby Burnett, OT Gary Bugenhagen, DT Rich Zecher, DB Charley King and C Bob Schmidt were claimed by Cincinnati in expansion draft. 7/20 Niagara University, Niagara Falls, NY, became the new location for training camp. 8/5 Bills defeated Detroit, 13-9, in a preseason contest at War Memorial for first victory over an NFL team. 9/15 Collier was relieved of coaching duties after Bills lost second game of season to Oakland, 48-6. Harvey Johnson, Bills player personnel director, was named to succeed him on an interim basis. 10/8 WR Elbert Dubenion, last of the original Bills, retired as a player.

**1969** — 1/17 John Rauch resigned as Oakland head coach and agreed to a four-year contract for the same post with the Bills. 1/28 Bills make Heisman Trophy winner O.J. Simpson their number one draft choice.

**1971** — 1/4 Bills QB Dennis Shaw named NFL Rookie-of-the-Year. 7/20 Rauch resigned as head coach. Johnson once again named interim coach. 12/24 Saban returned to the Bills to become vice-president in charge of football operations and head coach.

**1972** — 9/24 Buffalo defeated San Francisco, 27-20, at War Memorial for first regular season victory over an NFC opponent since the AFL-NFL merger in 1970. 12/26 Simpson named AFC Player-of-the-Year after his first 1,000-yard season.

**1973** — 8/17 A sellout crowd of 80,020 watched the first game in Rich Stadium (Orchard Park, NY). Washington defeated the Bills, 37-21, in this preseason contest. 9/16 Simpson set a single-game NFL rushing record of 250 yards in Buffalo's 31-13 victory at New England. 9/30 The first regular season game played at Rich Stadium was also the Bills first victory there as Buffalo defeated the New York Jets, 9-7, before 77,425 fans. 10/29 Rich Stadium was the site for Buffalo's first prime time game coverage as the Bills defeated Kansas City, 23-14, on Monday Night Football. 12/16 Simpson ran for 200 yards in the 34-14 victory over the Jets and became the first player to rush for over 2,000 yards (2,003) in a single season. 12/23 Simpson was named the NFL's Most Valuable Player.

**1974** — 12/22 As the AFC Wild Card qualifier, Bills lose a 32-14 decision at Pittsburgh.

**1975** — 12/20 Simpson set NFL record for TDs in a season with 23. 12/31 Simpson named AFC Most Valuable Player.

**1976** — 10/15 Saban resigned as head coach, replaced by Bills assistant Jim Ringo.

# BUFFALO BILLS

## CHRONOLOGY, *continued*

**1978** — 1/10 Ringo replaced by Chuck Knox as head coach. 3/24 Simpson is traded to San Francisco.

**1980** — 9/7 Bills ended their NFL record 20-game losing streak to a single opponent when they defeated Miami, 17-7, at Rich Stadium. 12/21 AFC Eastern Division clinched with a 18-13 victory at San Francisco.

**1981** — 1/3 San Diego defeated Buffalo, 20-14, in divisional playoff at Jack Murphy Stadium. 1/6 Knox named NFL Coach-of-the-Year. 7/19 Bills change training camp site to Fredonia State University in Fredonia, NY. 12/27 In AFC Wild Card game, Bills scored a 31-27 win over the New York Jets at Shea Stadium.

**1982** — 1/3 Buffalo lost to Cincinnati, 28-21, in AFC Divisional Playoff at Riverfront Stadium.

**1983** — 1/25 Knox resigned as head coach. 2/1 Assistant coach Kay Stephenson named head coach.

**1984** — 8/4 Rich Stadium capacity increases 270 seats to 80,290 with the construction of executive suites in top floor of Administration Building.

**1985** — 1/22 Simpson became the first Bill to be inducted into the Pro Football Hall of Fame. 2/28 Number one overall draft choice Bruce Smith signed with the Bills. 10/1 Stephenson was fired as head coach and replaced by assistant Hank Bullough.

**1986** — 8/19 QB Jim Kelly signed with the Bills. 11/3 Marv Levy was named head coach, replacing Bullough.

**1987** — 10/31 LB Cornelius Bennett was acquired in a three-way trade with Indianapolis and the Los Angeles Rams. 12/29 LB Shane Conlan was named NFL Defensive Rookie-of-the-Year.

**1988** — 11/20 Bills clinched the AFC Eastern Division crown with a 9-6 OT victory over the New York Jets at Rich Stadium. 12/11 Buffalo fans set a new NFL season in-stadium attendance record of 622,793.

**1989** — 1/1 In first home playoff game at Rich Stadium, Bills defeated Houston, 17-10, in AFC Divisional matchup. 1/8 Cincinnati holds off Buffalo, 21-10, in the AFC Championship game at Riverfront Stadium. 12/23 Bills clinch second consecutive AFC Eastern Division crown by defeating the New York Jets, 37-0, in the season finale.

**1990** — 1/6 Buffalo narrowly missed playoff advancement in AFC Divisional loss at Cleveland, 34-30. 12/23 Bills claimed their third consecutive AFC Eastern Division title by handing Miami a 24-14 defeat in front of a Rich Stadium record crowd of 80,235.

**1991** — 1/12 Bills defeat Miami, 44-34, in the AFC Divisional Playoff game as the 2 teams combined for a regulation time NFL playoff record for points scored. 1/20 Bills won their first-ever AFC Championship by dominating the LA Raiders, 51-3. 1/27 Bills lost to the NY Giants, 20-19, in Super Bowl XXV as a Scott Norwood FG sailed wide right with 8 seconds remaining in "A Game for the Ages." 9/1 Bills set 10 new team offensive records with opening day win over Dolphins and RB Thurman Thomas becomes the first Bills back to record 100 yards rushing and receiving in a single game on his way to becoming the NFL's MVP. 12/1 Buffalo captures its 4th consecutive AFC East crown with a 24-13 victory over the Jets. 12/22 Bills fans establish a new single season in-stadium NFL record of 635,889, breaking their own mark they set in 1988.

**1992** — 1/12 Buffalo holds back Denver, 10-7, to capture its 2nd consecutive AFC title. 1/26 Bills' quest for a world championship is dashed as the Redskins win, 37-24, in Super Bowl XXVI. 9/6 WR James Lofton breaks Steve Largent's NFL receiving yards record of 13,089 vs. the Rams. 9/13 Bills defeat the 49ers, 34-31, in the 1st NFL game without a punt. 10/4 Largest home crowd (80,368) sees the Bills fall to Miami, 10-37.

**1993** — 1/3 QB Frank Reich leads the Bills back from a 32-point deficit in the NFL's greatest comeback, a 41-38 OT win over Houston in the Wild Card game. 1/17 Buffalo's defense smothered Miami in the AFC title game, 29-10. 1/31 Bills become only the 2nd team in NFL history to appear in 3 consecutive Super Bowls, but lose to Dallas, 52-17, in the Rose Bowl. 2/4 Bill Polian's 7-year tenure as GM ends with his release. 2/5 Bills Director of Player Personnel John Butler is named Executive V.P./GM. 12/26 Bills claim 5th AFC East crown in past 6 years.

**1994** — 1/23 Bills win 4th consecutive AFC title with 30-13 victory over Joe Montana and the Chiefs to become 1st team to play in 4th consecutive Super Bowl. 1/30 Buffalo bows to Dallas again, 13-30, in Super Bowl XXVIII. 2/1 Construction begins at the stadium to add 14 luxury suites, glassed-in club seating and the largest SONY JumboTron scoreboard in the United States.

**1995** — 3/13 Construction begins on the Ralph C. Wilson, Jr. Field House. 10/8 The completed Field House opens with the unveiling of the Buffalo Bills Experience, the first fan interactive area displayed by any single team in the NFL. 12/17 Bills defeat Miami, 23-20, to win their sixth AFC East title in the past eight seasons. 12/30 Bills defeat Dolphins, 37-22, at home in Divisional playoff game in repeat of scenario from the 1990 season.

**1996** — 12/22 Bills defeat Kansas City, 20-9, to advance to the postseason for the eighth time in the past nine seasons. 12/30 Center Kent Hull retires after 11 seasons in Buffalo.

**1997** — 1/31 Quarterback Jim Kelly announces his retirement after 11 seasons with the Bills...



## BILLS GREATEST COMEBACKS

*October 28, 1962, Bears Stadium*

**BUFFALO 45, Denver 38**

Trailing 38-23 with 11:57 left to play, quarterback Warren Rabb threw touchdown bombs of 75 and 40 yards, scored a two-point conversion and bootlegged in from four yards for the winning score.

*September 10, 1967, War Memorial Stadium*

**BUFFALO 20, New York Jets 17**

Twenty unanswered Buffalo points in the fourth quarter ended in climactic fashion as kicker Mike Mercer, in his regular season debut for Buffalo, booted a 43-yard field goal with four seconds on the clock.

*September 16, 1974, Rich Stadium*

**BUFFALO 21, Oakland 20**

Both teams combined for three touchdowns in the final two minutes of this Monday night game, capped by Joe Ferguson's 13-yard pass to wide receiver Ahmad Rashad with 26 seconds left.

*November 22, 1981, Rich Stadium*

**BUFFALO 20, New England 17**

With only 35 seconds remaining, the Bills drove 73 yards in two plays and snatched victory when quarterback Joe Ferguson's 36-yard "Big Ben" pass deflected into the arms of running back Roland Hooks.

*October 25, 1987, Joe Robbie Stadium*

**BUFFALO 34, Miami 31**

The Bills fell behind 21-0 but battled back in the second half to set the stage for kicker Scott Norwood's 27-yard field goal in overtime.

*September 10, 1989, Joe Robbie Stadium*

**BUFFALO 27, Miami 24**

Down by four points with no time on the clock, quarterback Jim Kelly dove two yards into the end zone to finish off a miraculous two touchdown rally.

*October 16, 1989, Rich Stadium*

**BUFFALO 23, LA Rams 20**

Quarterback Frank Reich capped off his second TD drive of the fourth quarter when he found wide receiver Andre Reed for an eight yard completion with only 16 seconds remaining in this Monday night contest.

*September 30, 1990, Rich Stadium*

**BUFFALO 29, Denver 28**

The Buffalo Bills scored 21-points in a span of 1:17 seconds early in the fourth quarter en route to victory. The first of the three TDs came via LB Cornelius Bennett's 80-yard return after CB Nate Odomes' blocked David Treadwell's field goal attempt.

*December 8, 1991, Los Angeles Coliseum*

**BUFFALO 30, LA Raiders 27 (OT)**

The Bills trailed, 27-14, with under 11 minutes remaining, but scored 13 points to tie the game with a Kelly-to-Lofton 27-yard TD pass with a minute left. Norwood shook off 3 missed FGs and 1 PAT to nail the winning 42-yard FG in OT.

*January 3, 1993, Rich Stadium*

**BUFFALO 41, Houston 38 (OT)**

QB Frank Reich started for an injured Jim Kelly and brought Buffalo back from a 32-point 3rd quarter deficit in the AFC Wild Card Playoff to record the greatest comeback in NFL history. Four of the Bills' 5 TDs came on Reich passes (3 to WR Andre Reed) and K Stevie Christie kicked the 32-yard winning FG in OT.

*November 7, 1993, Foxboro Stadium*

**BUFFALO 13, New England 10 (OT)**

Buffalo overcame a 10-0, 4th quarter deficit with a 9-yard pass to TE Pete Metzelaars from QB Jim Kelly after an 80-yard drive and a 27-yard, game-tying FG by K Steve Christie with 14 seconds remaining. Christie then kicked a 32-yard FG in OT for the win.

## CLUB RANKINGS BY YARDS

Listed below are the year-by-year final rankings of the Bills offense and defense since head coach Marv Levy took the helm during the 1986 season.

		Offense			Defense	
	Total	Rush	Pass	Total	Rush	Pass
<b>1986</b>						
AFC	11	8	10	12	4	13
NFL	19	21	15	24	9	27
<b>1987</b>						
AFC	8	8	9	7	10	6
NFL	16	17	18	12	22	9
<b>1988</b>						
AFC	4	4	5	1	3	4
NFL	12	7	15	4	12	4
<b>1989</b>						
AFC	2	2	4	6	6	8
NFL	5	3	8	11	14	10
<b>1990</b>						
AFC	2	4	5	5	7	4
NFL	6	7	10	8	15	7
<b>1991</b>						
AFC	1	1	3	13	12	9
NFL	1	1	4	27	24	21
<b>1992</b>						
AFC	1	1	3	7	1t	13
NFL	2	1	6	12	2t	20
<b>1993</b>						
AFC	4	3	7	13	11	11
NFL	6	8	11	27	21	24
<b>1994</b>						
AFC	5	5	5	8	4	11
NFL	10	8	10	17	8	23
<b>1995</b>						
AFC	10	4	10	8	5	8
NFL	20	6	21	13	11	16
<b>1996</b>						
AFC	10	7	10	5	8	3
NFL	17	8	17	9	14	8

## TOP 15 SINGLE-SEASON SACKERS

Buffalo's defense boasts two players who have recorded single-season sack totals among the top 15 of all-time in the NFL. **Bruce Smith's** 19 sacks in 1990 qualifies as the 7th highest one-year total in league history. While LB **Bryce Paup** joined Smith among pass rushing elite with 17.5 sacks in 1995.

Rank	Year	Player	Team	Sacks
1	1984	Mark Gastineau	NY Jets	22.0
2	1989	Chris Doleman	Minnesota	21.0
	1987	Reggie White	Philadelphia	21.0
4	1986	Lawrence Taylor	NY Giants	20.5
5	1990	Derrick Thomas	Kansas City	20.0
6	1989	Tim Harris	Green Bay	19.5
7	<b>1990</b>	<b>Bruce Smith</b>	<b>Buffalo</b>	<b>19.0</b>
	1983	Mark Gastineau	NY Jets	19.0
	1992	Clyde Simmons	Philadelphia	19.0
10	1986	Dexter Manley	Washington	18.5
	1984	Andre Tippett	New England	18.5
12	1989	Keith Millard	Minnesota	18.0
	1988	Reggie White	Philadelphia	18.0
	1986	Reggie White	Philadelphia	18.0
15	<b>1995</b>	<b>Bryce Paup</b>	<b>Buffalo</b>	<b>17.5</b>
	1983	Fred Dean	San Francisco	17.5
	1984	Richard Dent	Chicago	17.5

## BUFFALO BILLS RADIO NETWORK

Buffalo Bills football will once again be heard on WBEN (930 AM) and its network of 19 stations. WBEN has been the flagship station since 1994 after having previously served in that capacity from 1979-1989. Veteran broadcaster Van Miller will handle the play-by-play duties with color commentary from John Murphy. Joe Puma will serve as the station's producer and engineer.

Miller will be in his 31st season as the team's play-by-play announcer. The Dunkirk native is also the Sports Director at WIVB-TV (Ch. 4) in Buffalo. Miller broadcast the Bills' first game in 1960 and called the action until 1971. He returned to the broadcast booth after an eight-year hiatus and has been the "voice of the Bills" from 1979 to the present. In addition to working with the Bills, Miller was also the voice of the NBA Buffalo Braves, the Buffalo Stallions of the MISL and he also did a stint as the play-by-play man for Niagara University basketball.

Rejoining Miller for his 10th season is John Murphy, who served as the Bills' color analyst from 1984-89. In addition to his post in the radio booth, Murphy, similar to Miller, originates in television, where he serves as the Sports Director for WKBW-TV (Ch. 7). As a graduate of Syracuse University, Murphy formally served as the Sports Director at WBEN Radio. The show he hosted, "One-on-One Sports," won an award from the New York State Associated Press for best sports coverage in 1987.

Nineteen stations (as of June 1) will air Buffalo Bills games beginning with the preseason opener at Denver.

The 19 stations on the 1997 network are:

CJCL (590 AM) Toronto, ONT	WINR (680 AM) Binghamton
WABH (1380 AM) Bath/Hornell	WJTN (1240 AM) Jamestown, Warren, PA
WACK (1420 AM) Newark/Geneva	WPIE (1160 AM) Cortland/Ithaca
WATN (1240 AM) Watertown	WPIG (95.7 FM) *
<b>WBEN (930 AM) Buffalo</b>	WRIE (1260 AM) Erie, PA
WCJW (1140 AM) Warsaw	WQBK (1300 AM) Albany, Schenectady, Troy
WDOE (1410 AM) Dunkirk	WSPQ (1330 AM) Springville
WELM (1410 AM) Elmira/Corning	WSYR (570 AM) Syracuse
WHAM (1180 AM) Rochester	WWSE (93.3 FM) Jamestown, Warren, PA
WIBX (950 AM) Utica	

\*Serves Olean, Salamanca, Wellsville and McKean County, PA

Stations subject to change

## TD PASSES IN THE '90s

RANK	TEAM	TD PASSES
1	San Francisco	204
2	Atlanta	189
3	Green Bay	186
4	Miami	178
5	<b>Buffalo</b>	175
6	Houston	164
T7	Oakland	150
T7	Minnesota	150
9	Detroit	147
10	St. Louis	144

## **BUFFALO BILLS SUMMER HOME**

The State University of New York College at Fredonia will serve as the Buffalo Bills summer home for the 17th consecutive year, dating back to 1981.

The 245-acre campus of Fredonia State College has been the location of the Bills training camp since 1981. Located in the heart of northern Chautauqua County, halfway between Buffalo and Erie, PA., the college has been cited as one of "America's Best Colleges" in a special edition by U.S. News and World Report.

While holding summer camp, the Bills' staff and players utilize many of the college's fine facilities. Team members, the coaching staff and management live and meet in three of the college's 13 dormitories. The college's food services staff provides meals for players and personnel in its Erie Dining Center.

In addition to the college's well-groomed playing fields, the Bills utilize physical education facilities including Dods Hall and Steele Hall, the latter a new fieldhouse containing an indoor track and ice skating rink.

## **MEDIA VISITING TRAINING CAMP**

Accredited members of the media are encouraged to visit the Bills training camp site as an excellent opportunity to interview players and coaches about the upcoming season and various topics related to the Buffalo Bills. To acquire an on-field credential for practice, proceed to the Bills Public Relations office in Grissom Hall, located on campus near the athletic facility. Present accreditation, verifying that you are a media member, and you will be issued an on-field credential. The credential is good for the media member's use only. Family members and friends accompanying media members will have to watch practice from outside the fenced off area. It is highly recommended that all members of the media notify the Bills Public Relations office prior to his/her visit to training camp so that the on-field credential will be available upon arrival.

## **DRIVING DIRECTIONS TO FREDONIA FROM BUFFALO**

If you are driving to the Bills training camp from Buffalo or the airport, take the I-90 heading west (to Erie, PA). Exit the I-90 at the Fredonia exit (#59). After you have paid the toll (approximately \$1.20) proceed through the toll booth and travel on the same road through two traffic lights. At the third light you must go either left or right (there is a small shopping center on your left). Take a left at the light. At the next traffic light, take a right. This is the school's entrance. At your first stop sign (about 1 block), take another right. This road winds around and you will see the practice fields on your left. Park in the second parking lot on your left, the one closest to the athletic facility. Grissom Hall is across the street on which you just drove in.

## **PAST BILLS TRAINING CAMP SITES**

<b>YEAR</b>	<b>LOCATION</b>
1960-1962	Roycroft Inn, East Aurora, N.Y.
1963-1967	Camelot Hotel, Blasdell, N.Y.
1968-1980	Niagara University, Niagara Falls, N.Y.
1981-1997	State University at Fredonia, Fredonia, N.Y.

# **WBEN**

**NEWS • TALK • SPORTS**

# **930 AM**



**THE EXCLUSIVE  
RADIO HOME OF  
BUFFALO BILLS  
PLAY BY PLAY  
WITH VAN MILLER  
& JOHN MURPHY**





# The best in the field.



Stonyfield Farm Yogurt is the best tasting yogurt you can buy. It's creamy smoo-o-o-th and delicious because it's made from the earth's best ingredients.

So, naturally it's better for you.

Stonyfield Farm Fat Free and Organic Yogurt. Look for the cow.

For more information, please write to us.

Stonyfield Farm, Ten Burton Drive, Londonderry, NH 03053